

VERGE CEILING RGB/RGBW

24VDC, 5/8" DRYWALL PLASTER-IN LED SYSTEM



DESCRIPTION

Verge Ceiling RGB & RGBW is an innovative design that comes from the family of Plaster-in 24VDC systems pioneered by PureEdge that recesses within 5/8" drywall, without joist modification. Continuing to redefine the relationship between lighting, architecture and interior design, this visionary and highly Efficient system elegantly Highlights ceiling Perimeters while emitting smooth and continuous ambient illumination. Field-cuttable, Verge Ceiling is ordered in 1' increments up to 36', the slim plaster-in aluminum extrusion has a 4" paintable backer plate delivering Dynamic Color Effects of RGB and RGBW Click here for all [Other Color Temperatures](#). This plaster-in LED system brings together a Modern and Dynamic appearance to Residential and Commercial environments, offering unlimited creativity, and empowering you to design One-of-a-kind spaces every time. Remote Power supplies are required and sold separately. Coordinate installation with electrical and drywall contractors. Includes a 5-year pro-rated warranty. For custom quotes and layout assistance, send drawings to design@PureEdgeLighting.com. Designed by Gregory Kay.

DESIGN NOTE

Verge Ceiling can be installed on a single surface such as the Perimeter of the ceiling accentuate or highlight Coves and other Architectural elements. Ambient and harmonious, the plaster-in LED system blends into 5/8" thick drywall to enhance the contemporary aesthetic of interior spaces. Verge offers unsurpassed precision and flexibility that transforms spaces into thoughtful and refined works of art.

INCLUDED COMPONENTS

Junction Box, Adjustable Mounting Bars, Backer Plate, Verge Ceiling Channel(s), Drywall Screws, LED Strip, and Lens(es)

LAMP

- RGB: Dynamic Red, Green, and Blue
- RGB+W: Dynamic Red, Green, Blue plus 2000K
- RGB+W Special order in 2700K, 3000K, and 4000K
- Average life: 50,000 hours
- For additional color temperatures refer to other specifications

MAXIMUM LENGTHS BEFORE RE-FEEDING

- 3WDC, 2.6 watts per foot - 36' RGB Only
- 5WDC, 5 watts per foot - 20' RGB Only
- 6WDC, 6.3 watts per foot - 16' RGB+W Only

REMOTE POWER SUPPLIES*, DIMMERS & CONTROLS (SOLD SEPARATELY)

24VDC, Class 2 wiring

RGB

- [DMX & Controls](#)
- [DALI/DALI-2](#)

RGBW

- [DMX & Controls](#)
- [DALI/DALI-2](#)

*In-Wall Mounting and drop ceiling Kits available for select power supplies

APPLICATIONS

Indoor damp or dry locations only. Ideal for Ceiling Perimeters and outlining Architectural Elements in Residential, Commercial, Retail, Education, or Healthcare Institutions and Hospitality environments.

COMPLIANCE

ETL, Class 2, Damp Location, Assembled in the USA.

For quick & easy reference, plus the most up-to-date pricing, use our [Verge Ceiling Configurator](#).

PureEdge is the Original Designer of 5/8" Drywall Products, Backed by Over 30 Years of Precision Manufacturing and Design.

System	Watts Per Foot	Length in Feet	Color Temperature
VGCE	5WDC	10FT	RGB
VGCE Verge Ceiling	3WDC 2.6 Watts (40ft Max) 5WDC 5 Watts (20ft Max) 6WDC 6.3 Watts (16ft Max)	1-36FT 1-20FT 1-16FT	RGB Red, Green and Blue (3WDC & 5WDC Only) RGB20K Red, Green, Blue + White 2000K (6WDC Only) RGB27K Red, Green, Blue + White 2700K (6WDC Only) Special Order RGB30K Red, Green, Blue + White 3000K (6WDC Only) Special Order RGB40K Red, Green, Blue + White 4000K (6WDC Only) Special Order

VERGE CEILING RGB/RGBW

24VDC, 5/8" DRYWALL PLASTER-IN LED SYSTEM

2.6 WATTS PER FOOT

LENGTH IN FEET	WATTS
1	3
2	5
3	8
4	10
5	13
6	15
7	17
8	20
9	22
10	24

LENGTH IN FEET	WATTS
11	27
12	29
13	32
14	34
15	37
16	39
17	41
18	44
19	46
20	48

LENGTH IN FEET	WATTS
21	51
22	54
23	56
24	58
25	61
26	63
27	66
28	68
29	70
30	72

LENGTH IN FEET	WATTS
31	75
32	78
33	80
34	82
35	85
36	87
37	90
38	92
39	94
40	96

5 WATTS PER FOOT

LENGTH IN FEET	WATTS
1	5
2	10
3	16
4	20
5	24

LENGTH IN FEET	WATTS
6	30
7	34
8	40
9	44
10	48

LENGTH IN FEET	WATTS
11	54
12	58
13	64
14	68
15	72

LENGTH IN FEET	WATTS
16	78
17	82
18	88
19	92
20	96

6 WATTS PER FOOT

LENGTH IN FEET	WATTS
1	6
2	12
3	18
4	24

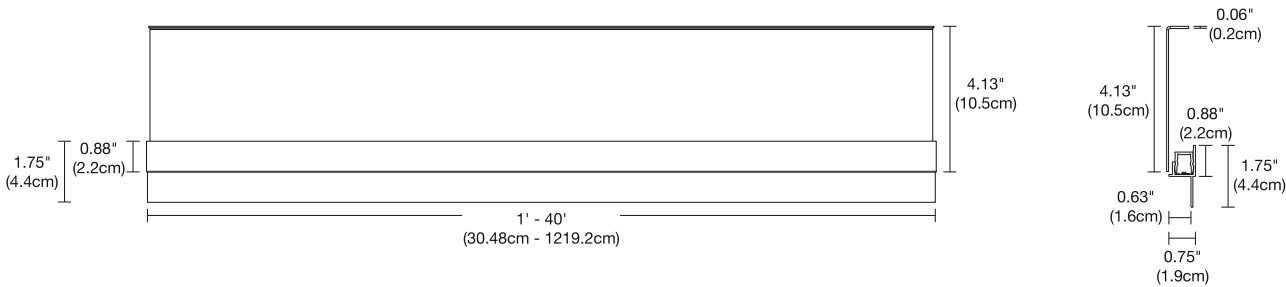
LENGTH IN FEET	WATTS
5	30
6	36
7	42
8	48

LENGTH IN FEET	WATTS
9	54
10	60
11	66
12	72

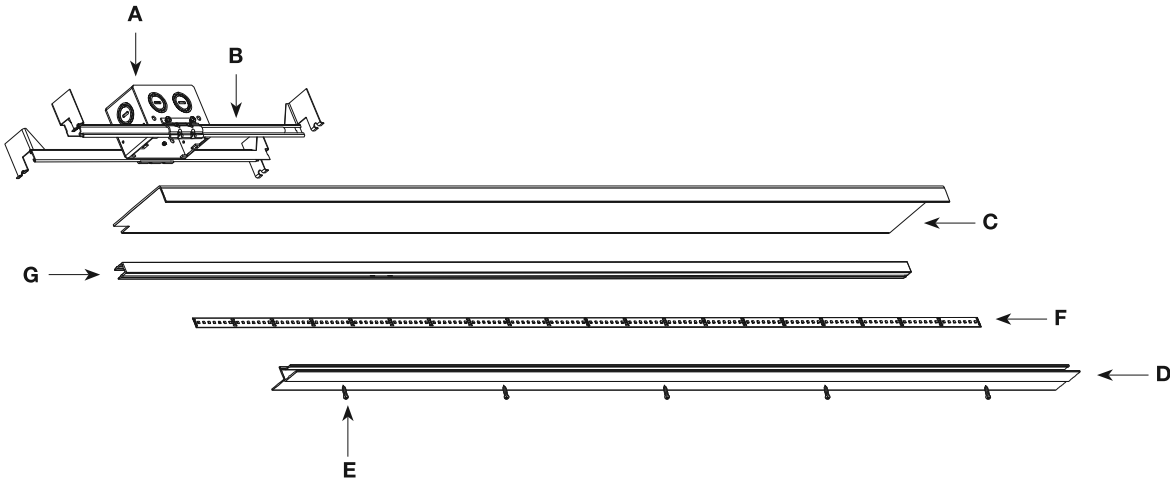
LENGTH IN FEET	WATTS
13	78
14	84
15	90
16	96

VERGE CEILING RGB/RGBW

24VDC, 5/8" DRYWALL PLASTER-IN LED SYSTEM



INCLUDED COMPONENTS



A. JUNCTION BOX

Mounts behind drywall with Adjustable Mounting Bars. Low Voltage 24VDC wires from Remote Power Supply connect to LED wires inside box. Junction Box opening is covered by the channel, and required at the beginning of each run.

B. ADJUSTABLE MOUNTING BARS

Provide flexibility for mounting in a variety of spaces and orientations. May be secured to studs that are spaced 13"-24" apart.

C. BACKER PLATE

4" paintable aluminum plate that conceals Junction Box and reflects light.

D. VERGE CEILING CHANNEL

5/8" deep extrusion houses a single row of LED Strip.

E. DRYWALL SCREWS

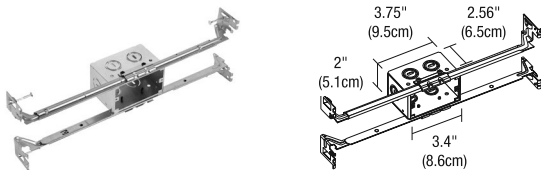
Secures channel to drywall and stud.

F. LED STRIP

Commercial-grade white or dynamic color-changing LED Strip. See lamp data for additional details.

G. LENS

0.6" wide diffused white lens projects a clean line of light without LED dots.



JUNCTION BOX ROUGH-IN COMPONENT

One Junction Box is included with Verge Ceiling. Order additional Junction Box separately to rough-in electrical wiring before drywall installation. Quick shipment available.

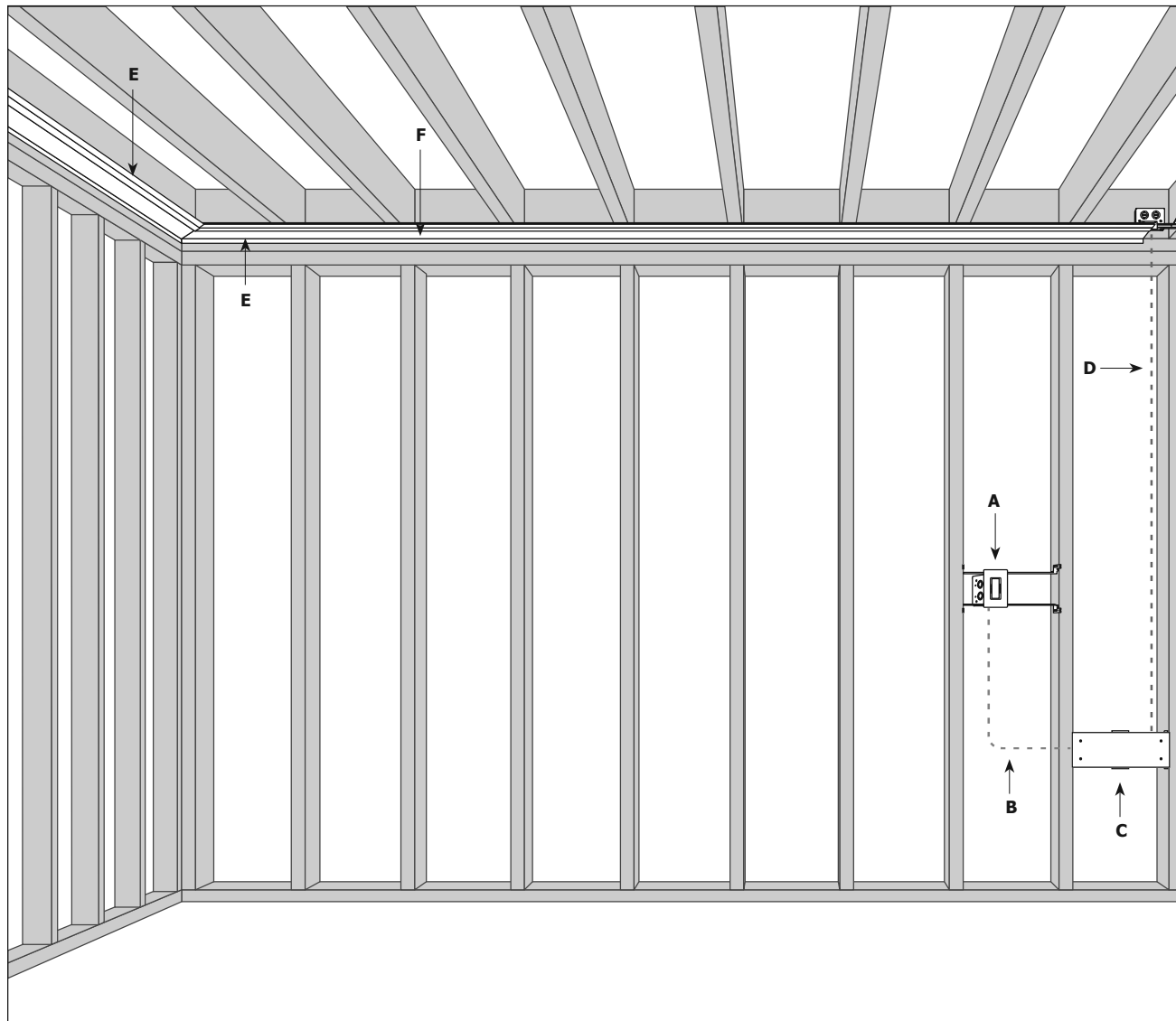
System	Size	Component
VG	1RE	JBOX
VG Verge	1RE 1" Rectangle	JBOX Junction Box

*For RGB+W use VG-1RE-JBOX-RGBW

VERGE CEILING RGB/RGBW

24VDC, 5/8" DRYWALL PLASTER-IN LED SYSTEM

INSTALLATION



A. DIMMER OR SWITCH

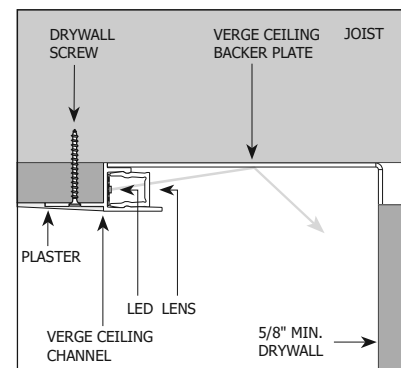
B. 120VAC WIRING

C. 120V/24VDC REMOTE POWER SUPPLY FOR IN-WALL MOUNTING KIT

D. 24VDC, CLASS 2 WIRING

E. VERGE CEILING CHANNEL

F. LED STRIP



■ Direction of Light

PROJECT		FIXTURE TYPE		DATE	
---------	--	--------------	--	------	--