

BARDOT VANITY

TUNABLE WHITE WITH REMOTE 24VDC POWER SUPPLY

DESIGNED BY GREGORY KAY | ASSEMBLED IN AMERICA

REV 02.14.20



4000K



2000K

DESCRIPTION

The Bardot Vanity - Tunable White Fixture from PureEdge Lighting features an Opaque White Diffuser Lens that provides uniform Tunable 90+ CRI light without hot-spots. The Bardot Vanity-Tunable White fixture can be controlled to operate at either 2000K or 4000K and any Kelvin (color) temperature in between.

ELECTRICAL:

Power Supply Options:	2x UNIVERSAL Remote Power Supplies (Ordered Separately. See pages below.)
Input Voltage:	120VAC - 277VAC
Output Voltage:	24VDC Class 2 wiring
Power Consumed:	5 watts per foot
LEDs per Foot:	35 at 2000K, 35 at 4000K, TOTAL = 70
Dimming:	ELV, 0-10V, Triac, DMX, Lutron Hi-Lume® or DALI (Ordered Separately. See pages below.)
Average LED Life:	60,000 hrs @ normal usage

APPROVALS

Damp Location, ADA, ETL Listed, Title 24. Class 2 wiring. Made in America.

PHYSICAL ATTRIBUTES:

Mounting Options:

4RD - 4.6" Floating Round Canopy Mounts to standard 4" electrical box with round plaster ring anywhere along the fixture, vertically or horizontally.

1RE - Floating Rectangular Canopy Mounts to the Slim Profile Junction Box (included) recommend for new construction application.

Ordering Increments*:

Order in 2 or 3-inch increments.
Warm Dim Max Length - 120" at 4.4w/ft
Chrome Max Length - 84" 4.4 or 4.8w/ft.
*See complete ordering increments grid on page 3. *Custom Lengths Available*

Compliance:

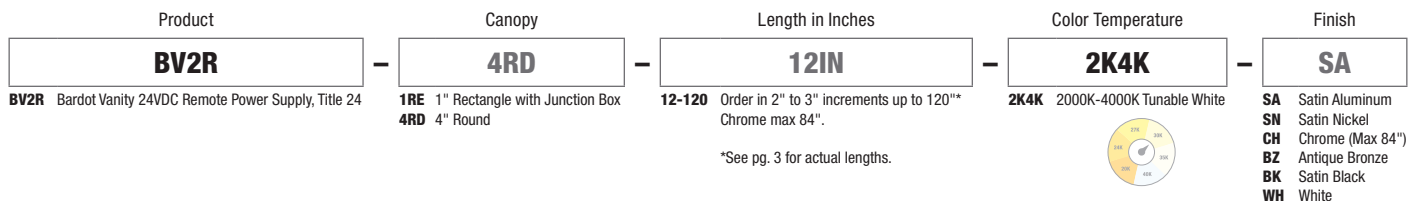
ETL Listed, Damp Rated, ADA

Warranty:

5-Year Pro Rated Warranty

APPLICATIONS

Indoor Only: Hospitality Industry, Retail, Residential Bathroom Vanity, Task Lighting, Cove, and Retail Dressing Room



PROJECT	FIXTURE TYPE	DATE	
---------	--------------	------	--

BARDOT VANITY


TUNABLE WHITE WITH REMOTE 24VDC POWER SUPPLY

REV 02.14.20

Nominal Lamp Data: Lamp data for the Bardot Vanity

	BV2R						
DESCRIPTION	BARDOT VANITY - TUNABLE WHITE						
WATTS PER FOOT	10w (9.6 watts)						
COLOR TEMPERATURE	20K	22K	24K	27K	30K	35K	40K
LUMENS PER FOOT (lm/ft)	278	369	466	589	531	446	320
LUMENS PER WATT (lm/w)	60	61	63	65	66	69	71
CRI	85+	85+	90+	95+	95+	84	84

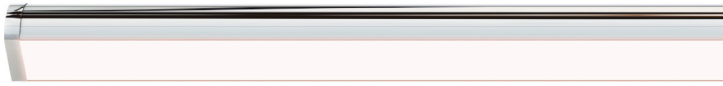
FINISHES:



Satin Black
BK



Antique Bronze
BZ



Chrome
CH



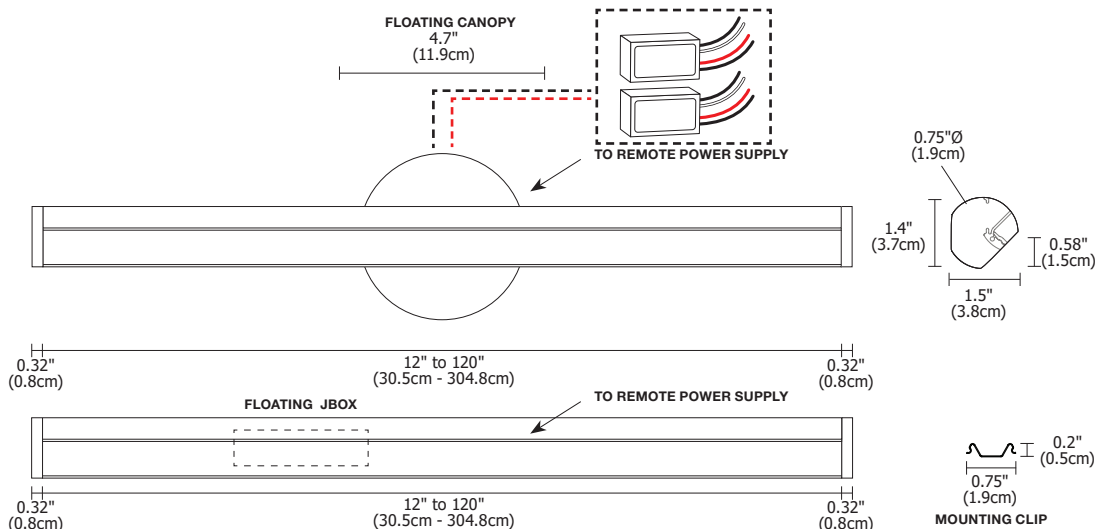
Satin Aluminum
SA



Satin Nickel
SN



White
WH



PROJECT	FIXTURE TYPE	DATE
---------	--------------	------





BARDOT VANITY

TUNABLE WHITE WITH REMOTE 24VDC POWER SUPPLY

LENGTH CHART Please refer to chart below for overall length (with End Caps) for Bardot Vanity

Ordering Code	Overall Length (Inches)	Total Wattage (1 Fixture)	Minimum Power Supply (1 fixture)	Total Wattage (2 Fixtures)	Minimum Power Supply (2 fixtures)	Ordering Code	Overall Length (Inches)	Total Wattage (1 Fixture)	Minimum Power Supply (1 fixture)	Total Wattage (2 Fixtures)	Minimum Power Supply (2 fixtures)
12IN	13.1	10	PSB-2x40w-UNI-24VDC or PSB-100W-24VDC-2XK	20	PSB-2x40w-UNI-24VDC or PSB-100W-24VDC-2XK	68IN	68.3	57	PSB-2x40w-UNI-24VDC or PSB-100W-24VDC-2XK	114	PSB-2x60w-UNI-24VDC or PSB-2x100W-24VDC-2XK
15IN	15.5	13	PSB-2x40w-UNI-24VDC or PSB-100W-24VDC-2XK	26	PSB-2x40w-UNI-24VDC or PSB-100W-24VDC-2XK	70IN	70.7	59	PSB-2x40w-UNI-24VDC or PSB-100W-24VDC-2XK	118	PSB-2x96w-UNI-24VDC or PSB-2x100W-24VDC-2XK
17IN	17.9	15	PSB-2x40w-UNI-24VDC or PSB-100W-24VDC-2XK	30	PSB-2x40w-UNI-24VDC or PSB-100W-24VDC-2XK	72IN	73.1	60	PSB-2x40w-UNI-24VDC or PSB-100W-24VDC-2XK	120	PSB-2x96w-UNI-24VDC or PSB-2x100W-24VDC-2XK
20IN	20.3	17	PSB-2x40w-UNI-24VDC or PSB-100W-24VDC-2XK	34	PSB-2x40w-UNI-24VDC or PSB-100W-24VDC-2XK	75IN	75.5	63	PSB-2x40w-UNI-24VDC or PSB-100W-24VDC-2XK	126	PSB-2x96w-UNI-24VDC or PSB-2x100W-24VDC-2XK
22IN	22.7	19	PSB-2x40w-UNI-24VDC or PSB-100W-24VDC-2XK	38	PSB-2x40w-UNI-24VDC or PSB-100W-24VDC-2XK	77IN	77.9	56	PSB-2x40w-UNI-24VDC or PSB-100W-24VDC-2XK	132	PSB-2x96w-UNI-24VDC or PSB-2x100W-24VDC-2XK
24IN	25.1	20	PSB-2x40w-UNI-24VDC or PSB-100W-24VDC-2XK	40	PSB-2x40w-UNI-24VDC or PSB-100W-24VDC-2XK	80IN	80.3	67	PSB-2x40w-UNI-24VDC or PSB-100W-24VDC-2XK	134	PSB-2x96w-UNI-24VDC or PSB-2x100W-24VDC-2XK
27IN	27.5	23	PSB-2x40w-UNI-24VDC or PSB-100W-24VDC-2XK	46	PSB-2x40w-UNI-24VDC or PSB-100W-24VDC-2XK	82IN	82.7	69	PSB-2x40w-UNI-24VDC or PSB-100W-24VDC-2XK	138	PSB-2x96w-UNI-24VDC or PSB-2x100W-24VDC-2XK
29IN	29.9	25	PSB-2x40w-UNI-24VDC or PSB-100W-24VDC-2XK	50	PSB-2x40w-UNI-24VDC or PSB-100W-24VDC-2XK	84IN (Max shipping length for chrome)	85.1	70	PSB-2x40w-UNI-24VDC or PSB-100W-24VDC-2XK	140	PSB-2x96w-UNI-24VDC or PSB-2x100W-24VDC-2XK
32IN	32.3	27	PSB-2x40w-UNI-24VDC or PSB-100W-24VDC-2XK	54	PSB-2x40w-UNI-24VDC or PSB-100W-24VDC-2XK	87IN	87.5	73	PSB-2x40w-UNI-24VDC or PSB-100W-24VDC-2XK	146	PSB-2x96w-UNI-24VDC or PSB-2x100W-24VDC-2XK
34IN	34.7	29	PSB-2x40w-UNI-24VDC or PSB-100W-24VDC-2XK	58	PSB-2x40w-UNI-24VDC or PSB-100W-24VDC-2XK	89IN	89.9	75	PSB-2x40w-UNI-24VDC or PSB-100W-24VDC-2XK	150	PSB-2x96w-UNI-24VDC or PSB-2x100W-24VDC-2XK
36IN	37.1	30	PSB-2x40w-UNI-24VDC or PSB-100W-24VDC-2XK	60	PSB-2x40w-UNI-24VDC or PSB-100W-24VDC-2XK	92IN	92.3	77	PSB-2x40w-UNI-24VDC or PSB-100W-24VDC-2XK	154	PSB-2x96w-UNI-24VDC or PSB-2x100W-24VDC-2XK
39IN	39.5	33	PSB-2x40w-UNI-24VDC or PSB-100W-24VDC-2XK	66	PSB-2x40w-UNI-24VDC or PSB-100W-24VDC-2XK	94IN	94.7	79	PSB-2x60w-UNI-24VDC or PSB-100W-24VDC-2XK	158	PSB-2x96w-UNI-24VDC or PSB-2x100W-24VDC-2XK
41IN	41.9	35	PSB-2x40w-UNI-24VDC or PSB-100W-24VDC-2XK	67	PSB-2x40w-UNI-24VDC or PSB-100W-24VDC-2XK	96IN	97.1	80	PSB-2x60w-UNI-24VDC or PSB-100W-24VDC-2XK	160	PSB-2x96w-UNI-24VDC or PSB-2x100W-24VDC-2XK
44IN	44.3	37	PSB-2x40w-UNI-24VDC or PSB-100W-24VDC-2XK	74	PSB-2x40w-UNI-24VDC or PSB-100W-24VDC-2XK	99IN	99.5	83	PSB-2x60w-UNI-24VDC or PSB-100W-24VDC-2XK	166	PSB-2x96w-UNI-24VDC or PSB-2x100W-24VDC-2XK
46IN	46.7	39	PSB-2x40w-UNI-24VDC or PSB-100W-24VDC-2XK	78	PSB-2x60w-UNI-24VDC or PSB-100W-24VDC-2XK	101IN	101.9	85	PSB-2x60w-UNI-24VDC or PSB-100W-24VDC-2XK	170	PSB-2x96w-UNI-24VDC or PSB-2x100W-24VDC-2XK
48IN	49.1	40	PSB-2x40w-UNI-24VDC or PSB-100W-24VDC-2XK	80	PSB-2x60w-UNI-24VDC or PSB-100W-24VDC-2XK	104IN	104.3	87	PSB-2x60w-UNI-24VDC or PSB-100W-24VDC-2XK	174	PSB-2x96w-UNI-24VDC or PSB-2x100W-24VDC-2XK
51IN	51.5	43	PSB-2x40w-UNI-24VDC or PSB-100W-24VDC-2XK	86	PSB-2x60w-UNI-24VDC or PSB-100W-24VDC-2XK	106IN	106.7	89	PSB-2x60w-UNI-24VDC or PSB-100W-24VDC-2XK	178	PSB-2x96w-UNI-24VDC or PSB-2x100W-24VDC-2XK
53IN	53.9	45	PSB-2x40w-UNI-24VDC or PSB-100W-24VDC-2XK	90	PSB-2x60w-UNI-24VDC or PSB-100W-24VDC-2XK	108IN	109.1	90	PSB-2x60w-UNI-24VDC or PSB-100W-24VDC-2XK	180	PSB-2x96w-UNI-24VDC or PSB-2x100W-24VDC-2XK
56IN	56.3	47	PSB-2x40w-UNI-24VDC or PSB-100W-24VDC-2XK	94	PSB-2x60w-UNI-24VDC or PSB-100W-24VDC-2XK	111IN	111.5	93	PSB-2x60w-UNI-24VDC or PSB-100W-24VDC-2XK	186	PSB-2x96w-UNI-24VDC or PSB-2x100W-24VDC-2XK
58IN	58.7	49	PSB-2x40w-UNI-24VDC or PSB-100W-24VDC-2XK	98	PSB-2x60w-UNI-24VDC or PSB-100W-24VDC-2XK	113IN	113.9	95	PSB-2x60w-UNI-24VDC or PSB-100W-24VDC-2XK	190	PSB-4x96w-UNI-24VDC or PSB-2x100W-24VDC-2XK
60IN	61.1	50	PSB-2x40w-UNI-24VDC or PSB-100W-24VDC-2XK	100	PSB-2x60w-UNI-24VDC or PSB-2x100W-24VDC-2XK	116IN	116.3	97	PSB-2x60w-UNI-24VDC or PSB-100W-24VDC-2XK	194	PSB-4x96w-UNI-24VDC or PSB-2x100W-24VDC-2XK
63IN	63.5	53	PSB-2x40w-UNI-24VDC or PSB-100W-24VDC-2XK	106	PSB-2x60w-UNI-24VDC or PSB-2x100W-24VDC-2XK	118IN	118.7	99	PSB-2x60w-UNI-24VDC or PSB-100W-24VDC-2XK	198	PSB-4x96w-UNI-24VDC or PSB-2x100W-24VDC-2XK
65IN	65.9	55	PSB-2x40w-UNI-24VDC or PSB-100W-24VDC-2XK	110	PSB-2x60w-UNI-24VDC or PSB-2x100W-24VDC-2XK	120IN	121.1	100	PSB-2x60w-UNI-24VDC or PSB-100W-24VDC-2XK	200	PSB-4x96w-UNI-24VDC or PSB-2x100W-24VDC-2XK

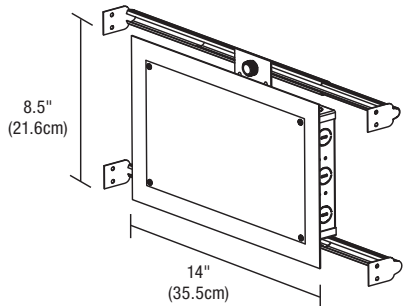
PROJECT		FIXTURE TYPE		DATE	
---------	--	--------------	--	------	--

UNIVERSAL POWER SUPPLIES & RECOMMENDED DIMMERS†				
ORDERING CODE	PSB-2X40W-UNI-24VDC	PSB-2X60W-UNI-24VDC	PSB-2X96W-UNI-24VDC-IW	PSB-4X96W-UNI-24VDC
				
SPECIFICATIONS				
MAXIMUM LOAD	2X40W	2X60W	2X96W	4X96W
INPUT VOLTAGE	120-277VAC	120-277VAC	120-277VAC	120-277VAC
OUTPUT VOLTAGE	24VDC	24VDC	24VDC	24VDC
DIMENSIONS	12.15" X 6.48" X 2.18"	12.15" X 6.48" X 2.18"	12.15" X 6.48" X 2.18"	17" X 13" X 3"
CLASSIFICATION	CLASS 2	CLASS 2	CLASS 2	CLASS 2
IN-WALL MOUNTING	PSB-2X40W-UNI-24VDC-IW	PSB-2X60W-UNI-24VDC-IW	PSB-2X96W-UNI-24VDC-IW	NA
ELV DIMMING & CONTROLS				
LUTRON DIVA: DVELV-300P	•	•	•	•
LUTRON SKYLARK: SELV-300P	•	•	•	•
LUTRON RADIO RA2: RRD-6NA	•	•	•	•
LUTRON MAESTRO: MAELV-600	•	•	•	•
LEGRAND ADRNE: ADTP-703TUM4	•	•	•	•
0-10 DIMMING & CONTROLS				
PHILIPS SUNRISE: SR1200ZTUNV	•	•	•	•
LUTRON DIVA: DDTV-WH, DVSTV-WH	•	•	•	•
LUTRON NOVA T: NTSTV-DV-XX	•	•	•	•
LUTRON GRAFIX EYE QS: QSGRJ-XP	•	•	•	•
LUTRON RADIO RA2: RRD-10ND	•	•	•	•
LEVITON: LEV40050	•	•	•	•
LEVITON IP710-LFZ	•	•	•	•
LEGRAND: ADPD4FBL3P2W4	•	•	•	•
TRIAC DIMMING & CONTROLS				
LUTRON SKYLARK: S2-L-WH	•	•	•	•
LUTRON DVLV-600P-WH	•	•	•	•
LUTRON DVLV-603P-WH	•	•	•	•
LUTRON MALV-600-WH	•	•	•	•
LUTRON MALV-1000-WH	•	•	•	•
LUTRON MA-R-XX	•	•	•	•

- Flicker free dimming
- Aluminum casing for optimal heat dissipation
- Isolated output power per NEC and UL safety requirements
- UL & ETL recognized/ listed, meets UL 8750, 1310 requirements
- Auto-reset; short circuit, overload and thermal protection
- Class 2 power supply
- Efficient, High power factor > 0.90

- The Solid State Constant Voltage Uni-Power Supply is compatible with most commercially available Dimmers:
 - Triac Dimmer: (Forward Phase) Typically used for the dimming of Incandescent and Low Voltage Magnetic Transformers
 - ELV Dimmer: (Reverse Phase) Dimming of Electronic Low Voltage Transformers and Power Supply's used for LED lighting
 - 0-10 Dimmer: Dims the Low Voltage side of a 0-10 volt power supply commonly used in large scale lighting or commercial applications.
- The Uni-Power Supply is recommended with any Siemens/Murray brand of arc fault breaker to overcome the issues with tripping the breakers with an ELV LED Low Voltage Drivers.

IN WALL MOUNTING OPTIONS



In-Wall Mounting Kit: Includes power supply, box cover and stud hangers for installing Junction Box in wall. Select "IW" in the options section of compatible power supply ordering codes if an In-Wall Mounting Kit is needed.

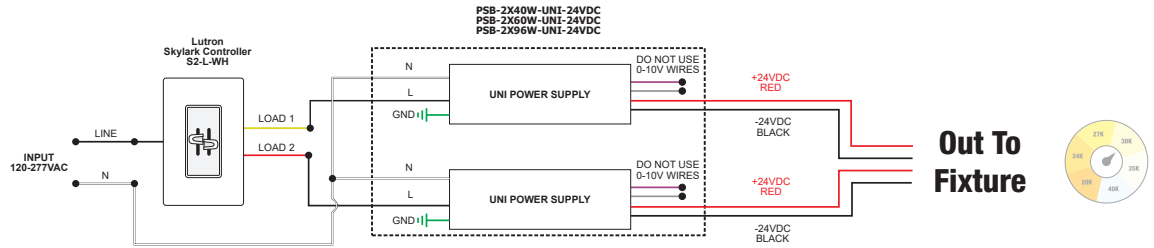
Ordering Codes 8.5 x 14.25 inch: PSB-2X40W-UNI-24VDC-IW, PSB-2X60W-UNI-24VDC-IW, PSB-2X96W-UNI-24VDC-IW

PROJECT		FIXTURE TYPE		DATE	
---------	--	--------------	--	------	--

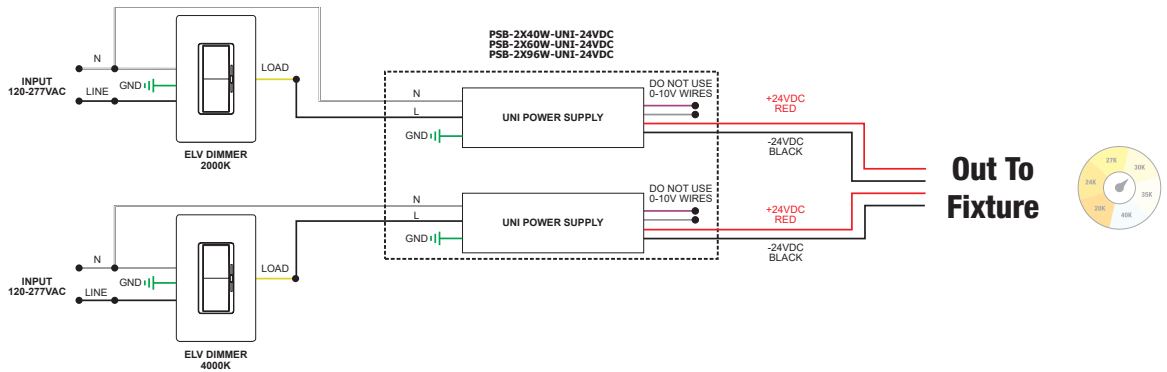
WIRING DIAGRAMS

- TRIAC Dimming:** Single pole dimming with dual remote universal power supplies with Lutron Skylark controller (sold separately)
- ELV Dimming:** Dual ELV dimming with dual ELV remote power supplies. Two ELV dimmers required (sold separately)
- 0-10V Dimming:** Dual 0-10V dimming with dual universal remote power supplies. Two 0-10V dimmers required (sold separately)
- Power Supply:** Remote, Class 2, 24VDC output: 120VAC input | Configuration 1: PSB-2x96W-UNI-24VDC with Remote Power Supply with Lutron Skylark Controller | Configuration 2: PSB-2x60W-UNI-24VDC with Dual ELV Dimmers | Configuration 3: PSB-2x96W-UNI-24VDC with Dual 0-10V Dimming
- Dimming :** Dimmable with Dual ELV Dimmers, Dual 0-10V Dimmers, Single Pole DMX, Single Pole TRIAC.

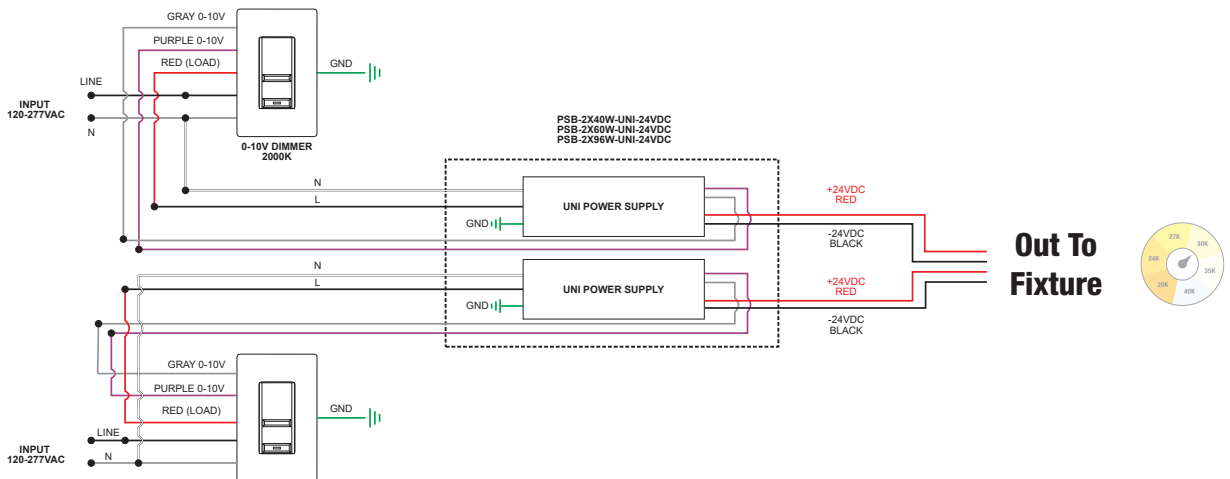
Configuration 1
 S2-L-WH (TRIAC) Single Pole Dimming with Dual Universal Power Supplies










Configuration 2
 Dual Universal Power Supplies controlled via individual ELV Dimmers



Configuration 3
 Dual Universal Power Supplies controlled via individual 0-10V Dimmers



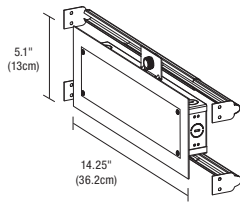
PROJECT	FIXTURE TYPE	DATE
---------	--------------	------

ELECTRONIC LOW-VOLTAGE (ELV) POWER SUPPLIES & RECOMMENDED DIMMERS†‡				
ORDERING CODES	PSB-60L-ELV-24VDC 	PSB-60W-ELV-24VDC 	PSB-2X60W-ELV-24VDC 	PSB-100W-ELV-24VDC 
SPECIFICATIONS				
MAXIMUM LOAD	60W NON-IC, 50W-IC (FITS IN JBOX)	60W	2X60W	96W
INPUT VOLTAGE	120VAC	120VAC	120VAC	120VAC
OUTPUT VOLTAGE	24VDC	24VDC	24VDC	24VDC
DIMENSIONS	2.25" X 1.25" X 0.83"	8.125" X 2" X 1.75"	12.15" X 6.48" X 2.18"	9.25" X 3.5" X 2"
CLASSIFICATION	CLASS 2	CLASS 2	CLASS 2	CLASS 2
IN WALL MOUNTING	N/A	PSB-60W-ELV-24VDC-IW	PSB-2X60W-ELV-24VDC-IW	PSB-100W-ELV-24VDC-IW
ELECTRONIC LOW-VOLTAGE (ELV) POWER SUPPLIES & RECOMMENDED DIMMERS†‡				
ORDERING CODES	PSB-2X100W-ELV-24VDC 	PSB-3X100W-ELV-24VDC 	PSB-4X100W-ELV-24VDC 	
SPECIFICATIONS				
MAXIMUM LOAD	2X96W	3X96W	4X96W	
INPUT VOLTAGE	120VAC	120VAC	120VAC	
OUTPUT VOLTAGE	24VDC	24VDC	24VDC	
DIMENSIONS	12.15" X 6.48" X 2.18"	14" X 10" X 3"	17" X 13" X 3"	
CLASSIFICATION	CLASS 2	CLASS 2	CLASS 2	
IN WALL MOUNTING	PSB-2X100W-ELV-24VDC-IW	N/A	N/A	
DIMMING AND CONTROLS				
LUTRON DIVA: DVELV-300P	•	•	•	
LUTRON SKYLARK: SELV-300P	•	•	•	
LUTRON RADIO RA2: RRD-6NA	•	•	•	
LUTRON MAESTRO: MAELV-600	•	•	•	
LEGRAND ADORNE: ADTP-703TUM4	•	•	•	

†22K - 57K color temperatures are compatible with 0-10V, ELV, and Lutron Hi-lume® Power Supplies. Warm Dim (27D, 30D) color temperatures are only compatible with ELV power supplies. Tunable White (2K4K) color temperature is compatible with 0-10V, ELV, DMX, and Lutron Hi-lume® Power Supplies. Dynamic Color (RGB, RGB+W) and Static Color (Amber, Blue, Green, or Red) are compatible with DMX Power Supplies.

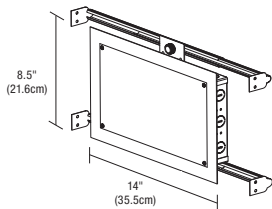
‡Electrical Panels using Seimens/Murray AFCI breakers are not compatible with this ELV transformer. Use 0-10 Volt power supplies with this breaker

With N-Lite Dimming Do not use ELV power supplies, use only 0-10 volt or Uni drivers power supplies



5.1 x 14.25 inch In-Wall Mounting Kit: Includes power supply, box cover and stud hangers for installing Junction Box in wall. Select "IW" in the options section of compatible power supply ordering codes if an In-Wall Mounting Kit is needed.

Ordering Codes: PSB-60W-ELV-24VDC-IW
PSB-100W-ELV-24VDC-IW



8.5 x 14 inch In-Wall Mounting Kit: Includes power supply, box cover and stud hangers for installing Junction Box in wall. Select "IW" in the options section of compatible power supply ordering codes if an In-Wall Mounting Kit is needed.

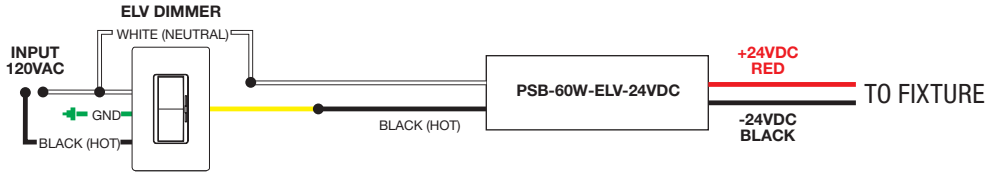
Ordering Codes: PSB-2X60W-ELV-24VDC-IW
PSB-2X100W-ELV-24VDC-IW

PROJECT	FIXTURE TYPE	DATE
---------	--------------	------

SAMPLE WIRING DIAGRAMS 24VDC ELV

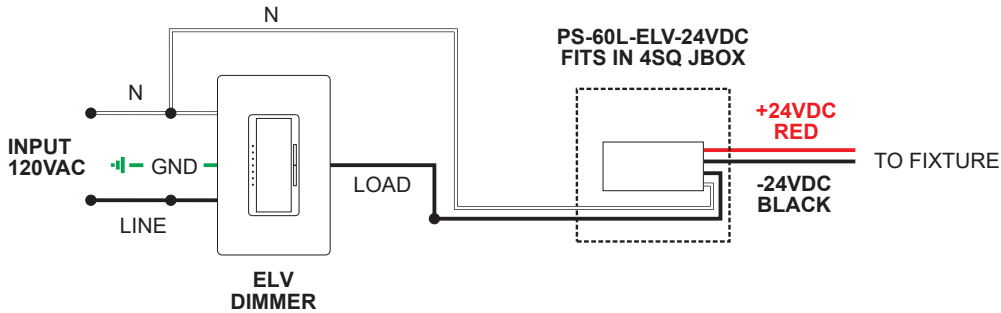
Application: ELV dimming for Static White

Dimming: Dimmable with ELV dimmer: Legrand, Adorne ADTP703TU; Lutron: Diva DVELV-300P, Skylark SELV-300P, Maestro MAELV-600 and Radio Ra 2



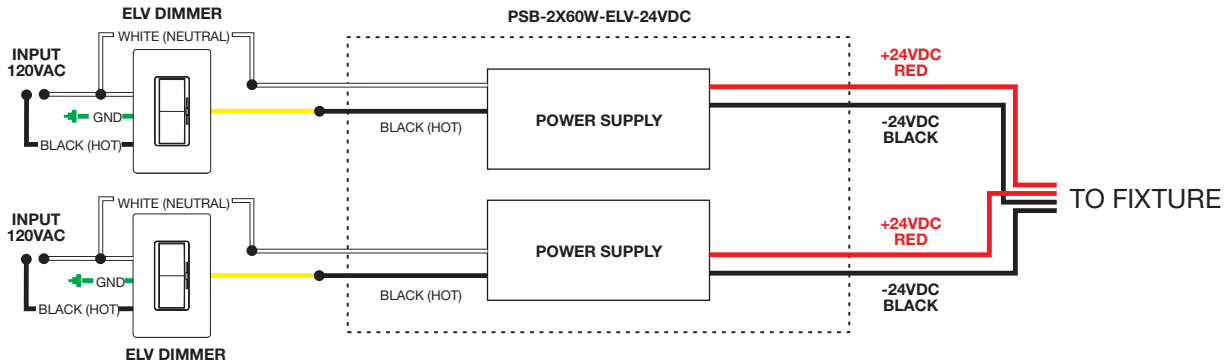
Application: ELV dimming for Static White

Dimming: Dimmable with ELV dimmer: Legrand, Adorne ADTP703TU; Lutron: Diva DVELV-300P, Skylark SELV-300P, Maestro MAELV-600 and Radio Ra 2









Application: Dual ELV dimming for Dynamic/Tunable White 2000K-4000K

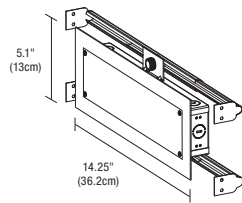
Dimming: Dimmable with ELV dimmer: Legrand, Adorne ADTP703TU; Lutron: Diva DVELV-300P, Skylark SELV-300P, Maestro MAELV-600 and Radio Ra 2



PROJECT	FIXTURE TYPE	DATE
---------	--------------	------

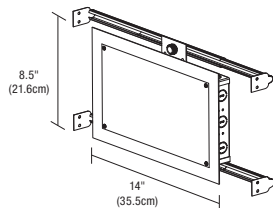
0-10 VOLT (010) POWER SUPPLIES & RECOMMENDED DIMMERS†				
ORDERING CODE	PSB-25W-010-24VDC 	PSB-60W-010-24VDC 	PSB-96W-010-24VDC 	PSB-2X96W-010-24VDC 
SPECIFICATIONS				
MAXIMUM LOAD	25W	60W	96W	2X96W
INPUT VOLTAGE	120VAC	120-277VAC	120-277VAC	120-277VAC
OUTPUT VOLTAGE	24VDC	24VDC	24VDC	24VDC
DIMENSIONS	12.4" X 3.12" X 2.18"	12.4" X 3.12" X 2.18"	12.4" X 3.12" X 2.18"	12.15" X 6.48" X 2.18"
CLASSIFICATION	CLASS 2	CLASS 2	CLASS 2	CLASS 2
IN-WALL MOUNTING	PSB-25W-010-24VDC-IW	PSB-60W-010-24VDC-IW	PSB-96W-010-24VDC-IW	PSB-2X96W-010-24VDC-IW

0-10 VOLT (010) POWER SUPPLIES & RECOMMENDED DIMMERS†			
ORDERING CODE	PSB-3X96W-010-24VDC 	PSB-4X96W-010-24VDC 	
SPECIFICATIONS			
MAXIMUM LOAD	3X96W	4X96W	
INPUT VOLTAGE	120-277VAC	120-277VAC	
OUTPUT VOLTAGE	24VDC	24VDC	
DIMENSIONS	14" X 10" X 3"	17" X 13" X 3"	
CLASSIFICATION	CLASS 2	CLASS 2	
IN-WALL MOUNTING	N/A	N/A	
DIMMING & CONTROLS			
PHILIPS SUNRISE: SR1200ZTUNV	•	•	
LUTRON DIVA: DVTV-WH, DVSTV-WH	•	•	
LUTRON NOVA T: NTSTV-DV-XX	•	•	
LUTRON GRAFIX EYE QS: QSGRJ-XP	•	•	
LUTRON RADIO RA2: RRD-10ND	•	•	
LEVITON: LEV40050	•	•	
LEVITON IP710-LFZ	•	•	
LEGRAND: ADPD4FBL3P2W4	•	•	



5.1 x 14.25 inch In-Wall Mounting Kit: Includes power supply, box cover and stud hangers for installing Junction Box in wall. Select "IW" in the options section of compatible power supply ordering codes if an In-Wall Mounting Kit is needed.

Ordering Codes: PSB-25W-010-24VDC-IW, PSB-60W-010-24VDC-IW, PSB-96W-010-24VDC-IW



8.5 x 14 inch In-Wall Mounting Kit: Includes power supply, box cover and stud hangers for installing Junction Box in wall. Select "IW" in the options section of compatible power supply ordering codes if an In-Wall Mounting Kit is needed.

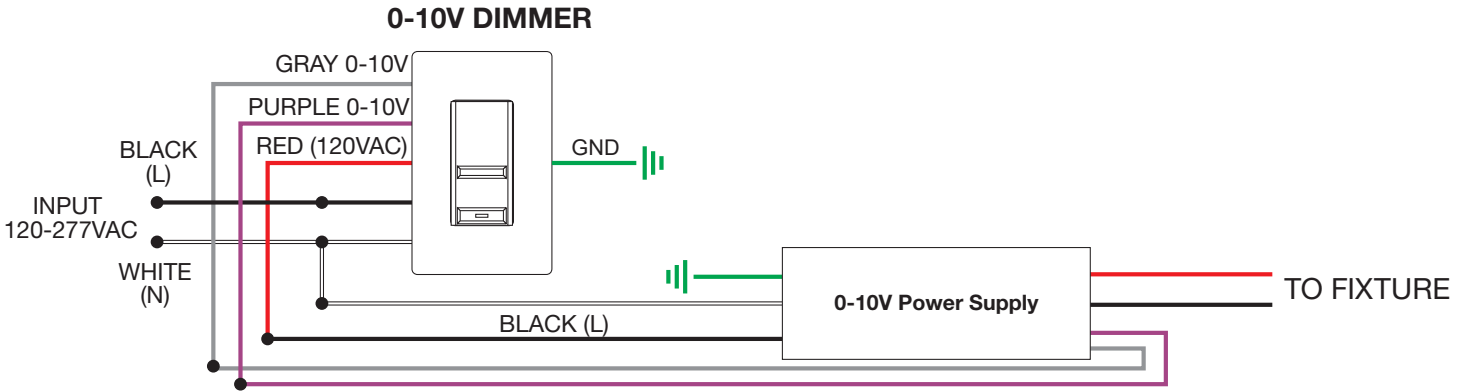
Ordering Codes: PSB-2X96W-010-24VDC-IW

PROJECT	FIXTURE TYPE	DATE
---------	--------------	------

SAMPLE WIRING DIAGRAMS 24VDC 010

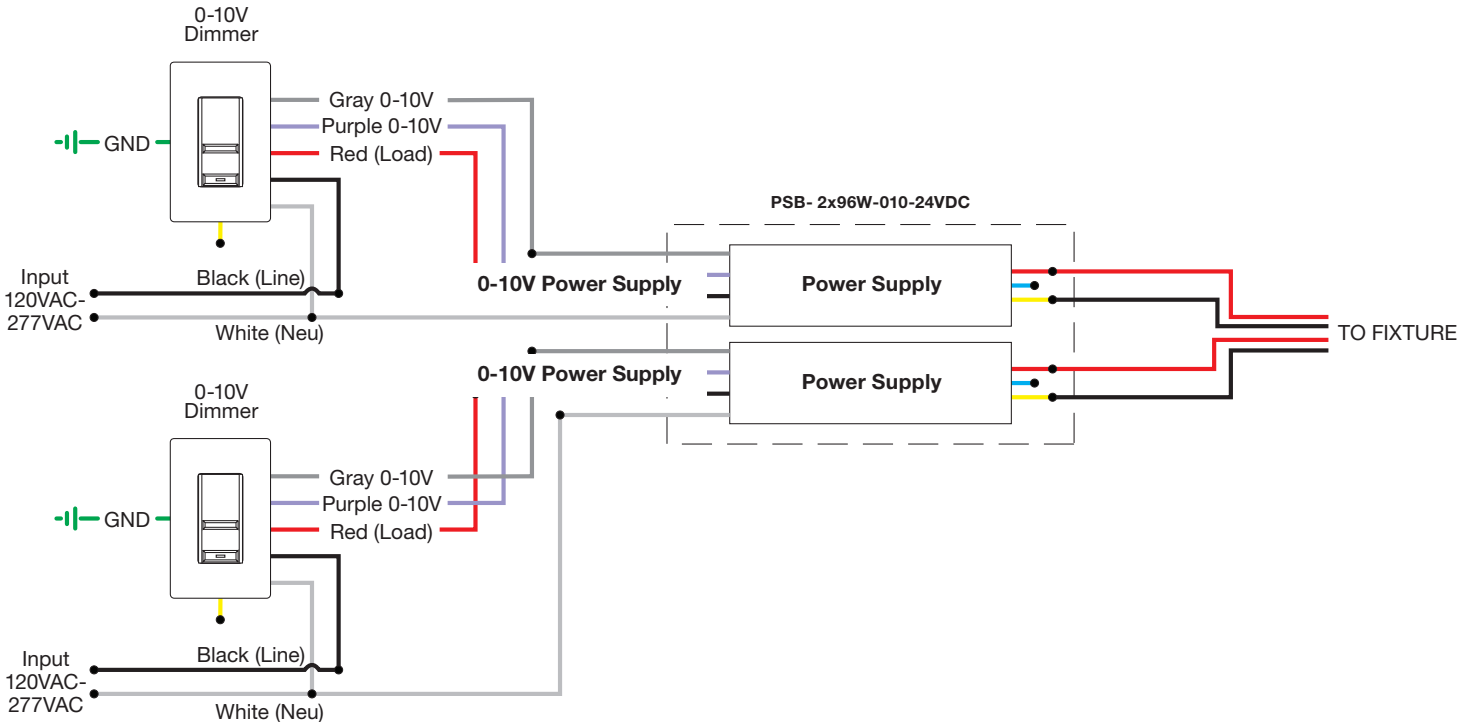
Application: 0-10V Dimming Applications For Static White and Dynamic Tunable White 0-10V Dual Dimming.

Dimming: Dimmable with 0-10V dimmers: Signify (Phillips) Sunrise: SR1200ZTUNV, Leviton Dimmers: LEV40050, IP710-LFZ, *IP710-DLZ *(Built in LED locator light) Legrand Dimmer: ADPD4FBL3P2W4 Lutron Systems: Lutron GRAFIX Eye QS Main Unit (with DRX-TVI) Radio Ra2 (with GRX-TVI)

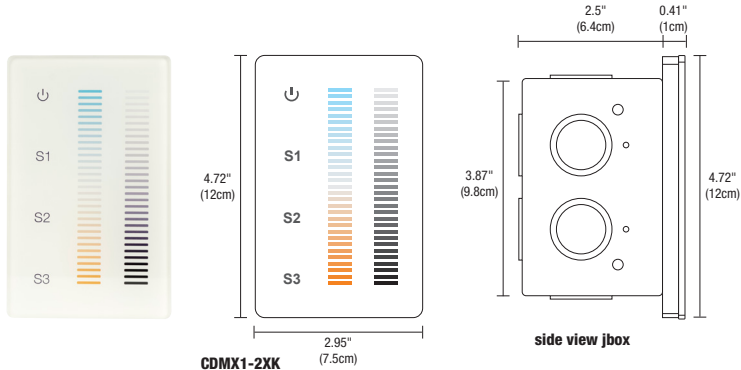


Application: Dual 0-10V dimming for Dynamic/Tunable White 2000K-4000K

Dimming: Dimmable with Dual 0-10V dimmers: Signify (Phillips) Sunrise: SR1200ZTUNV, Leviton Dimmers: LEV40050, IP710-LFZ, *IP710-DLZ *(Built in LED locator light), Legrand Dimmer: ADPD4FBL3P2W4, Lutron Systems: Lutron GRAFIX Eye QS Main Unit (with DRX-TVI) Radio Ra2 (with GRX-TVI)



PROJECT	FIXTURE TYPE	DATE
---------	--------------	------



Description:

The Tunable White Touch Controller is a full-touch controller that offers fast and accurate color temperature adjustment and independent brightness dimming of a single zone. Designed for dynamic/tunable white and dual-color LED installations, this controller adjusts color temperature and brightness for warm and cool white LEDs. It also saves 3 preset scenes. Independent smooth dimming with 256 level brightness adjustment enables the DMX controller to achieve many colors within the full LED spectrum. Controller includes a power adapter that fits in junction box (not included) behind the controller. It contains an illuminated back light when powered off.

Applications:

Indoor

Power Input:

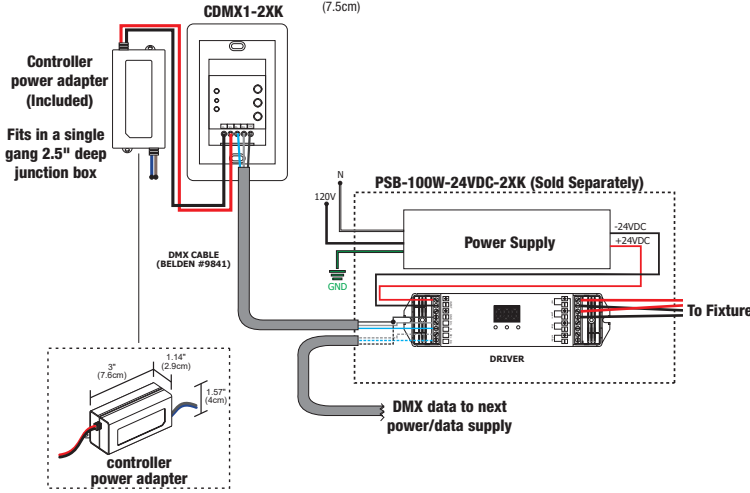
120-240VAC

Installation:

Fits in a single gang 2.5 inch deep junction box, not to be used with a multi gang box

Output Signal:

USITT DMX 512 (1990)



Product	Type	Finish
CDMX1	2XK	WH
CDMX1 DMX Single Zone Touch Controller	2XK 2 X Kelvin	WH White

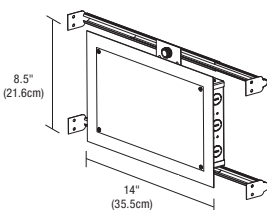
DYNAMIC COLOR CHANGING (DMX) POWER SUPPLIES & RECOMMENDED CONTROLLERS¹

ORDERING CODE	PSB-100W-24VDC-2XK	PSB-2X100W-24VDC-2XK	PSB-3X100W-24VDC-2XK	PSB-4X100W-24VDC-2XK
SPECIFICATIONS				
MAXIMUM LOAD	100W	2X100W	3X100W	4X100W
INPUT VOLTAGE	120-277VAC	120-277VAC	120-277VAC	120-277VAC
OUTPUT VOLTAGE	24VDC	24VDC	24VDC	24VDC
DIMENSIONS	12.4" X 6.48" X 2.18"	14" X 10" X 3"	17" X 10" X 3"	17" X 10" X 3"
CLASSIFICATION	CLASS 2	CLASS 2	CLASS 2	CLASS 2
IN-WALL MOUNTING	PSB-100W-24VDC-2XK-IW	NA	NA	NA
DMX DYNAMIC/TUNABLE WHITE DIMMING & CONTROLS				
TUNABLE WHITE TOUCH CONTROLLER (CDMX1-2XK)	•	•	•	•

- Flicker free dimming
- Aluminum casing for optimal heat dissipation
- Isolated output power per NEC and UL safety requirements
- UL & ETL recognized/ listed, meets UL 8750, 1310 requirements
- Auto-reset; short circuit, overload and thermal protection
- Class 2 power supply
- Efficient, High power factor > 0.90

- The Solid State Constant Voltage Uni-Power Supply is compatible with most commercially available Dimmers:
 - Triac Dimmer: (Forward Phase) Typically used for the dimming of Incandescent and Low Voltage Magnetic Transformers
 - ELV Dimmer: (Reverse Phase) Dimming of Electronic Low Voltage Transformers and Power Supply's used for LED lighting
 - 0-10 Dimmer: Dims the Low Voltage side of a 0-10 volt power supply commonly used in large scale lighting or commercial applications.
- The Uni-Power Supply is recommended with any Siemens/Murray brand of arc fault breaker to overcome the issues with tripping the breakers with an ELV LED Low Voltage Drivers.




IN WALL MOUNTING OPTIONS



8.5 x 14 inch In-Wall Mounting Kit: Includes power supply, box cover and stud hangers for installing Junction Box in wall. Select "IW" in the options section of compatible power supply ordering codes if an In-Wall Mounting Kit is needed.

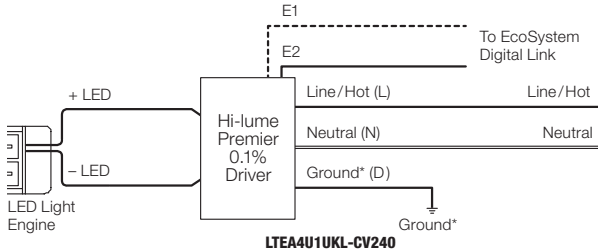
Ordering Codes: PSB-100W-24VDC-2XK-IW

PROJECT	FIXTURE TYPE	DATE
---------	--------------	------

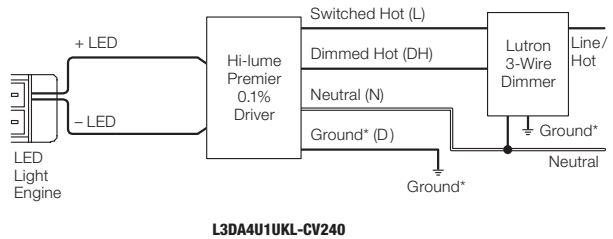
LUTRON HI-LUME® PREMIER .1% ECOSYSTEM®†			
ORDERING CODES	L3D0-96W24V-U	2-WIRE ECOSYSTEM LTEA4U1UKL-CV240	3-WIRE ECOSYSTEM L3DA4U1UKL-CV240
			
SPECIFICATIONS			
MAXIMUM LOAD	96W	5W-40W	5W-40W
INPUT VOLTAGE	120-277VAC	120-277VAC	120-277VAC
OUTPUT VOLTAGE	24VDC	24VDC	24VDC
DIMENSIONS	10.5" X 5.5" X 2"	4" X 4.89" X 2.62"	4" X 4.89" X 2.62"
CLASSIFICATION	CLASS 2	CLASS 2	CLASS 2
DIMMING AND CONTROLS			
RADIO RA2	•	•	•
HOMEWORKS QS	•	•	•
PHPM-3F-120	•	•	•
PHPM-3F-DV	•	•	•
BCI-0-10	•	•	•

†24K - 57K color temperatures are compatible with 0-10V, ELV, and Lutron Hi-lume® Power Supplies. Warm Dim (27D, 30D) color temperatures are only compatible with ELV power supplies.

2-Wire EcoSystem Wiring Diagram




3-Wire Wiring Diagram



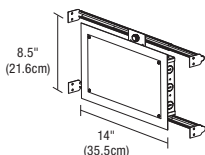
24VDC, DALI

REQUIRED COMPONENTS 24VDC DMX RGB Compatible Power Supplies

DALI DYNAMIC COLOR CHANGING (DMX) POWER SUPPLIES & RECOMMENDED CONTROLLERS†	
ORDERING CODE	PSB-100W-24VDC-DALI 
SPECIFICATIONS	
MAXIMUM LOAD	100W
INPUT VOLTAGE	120-277VAC
OUTPUT VOLTAGE	24VDC
DIMENSIONS	12.14" X 6.48" X 2.18"
CLASSIFICATION	CLASS 2
IN-WALL MOUNTING	PSB-100W-24VDC-DALI-IW
DIMMING & CONTROLS	
TOUCH SCREEN CONTROLLER (CTP)	•
DMX 1 ZONE RGBW TOUCH CONTROLLER (CDMX1-RGBW)	•
DALI COMPATIBLE	•

†2400K-5700K Color Temperatures are compatible with 0-10V, ELV, and Lutron Hi-lume® Power Supplies. Warm Dim (27D, 30D) Color Temperatures are only compatible with ELV Power Supplies. Tunable White (2K4K) Color Temperature is compatible with 0-10V, ELV, DMX, and Lutron Hi-lume® Power Supplies. Dynamic Color (RGB, RGB+W) and Static Color (Amber, Blue, Green, or Red) are compatible with DMX Power Supplies.

Classification: UL2108 - * 24VDC over 100 Watts, wires must be in conduit from Remote Power Supply to J-box.



8.5" X 14" IN-WALL MOUNTING KIT

Includes Power Supply, Box Cover, and Stud Hangers for installing Junction Box in wall. Select "IW" in the options section of compatible Power Supply ordering codes if an In-Wall Mounting Kit is needed.

ORDERING CODES: PSB-100W-24VDC-DALI-IW, PSB-100W-24VDC-RGB-IW

PROJECT	FIXTURE TYPE	DATE
---------	--------------	------

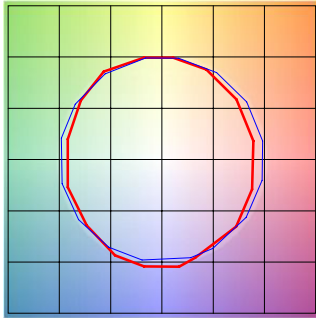
VANITY TM30 DATA

TUNABLE WHITE WITH REMOTE 24VDC POWER SUPPLY

TM-30-15 DATA: The data below is for SS5C bare LED Soft Strips. Consistent color temperatures throughout a single strip, and among multiple strips, is possible through a 3 phase binning process in which each order is inspected with a color meter to ensure uniformity.

2000K ONLY (2K4K) | Rf: 84.3 | Rg: 96.9

Color Vector Graphic

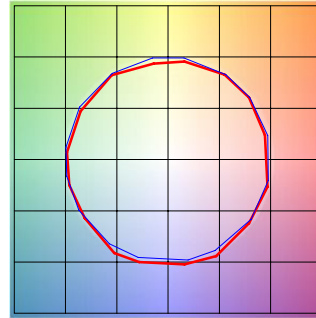


■ Test ■ Reference

HUE BIN	Rf	GRAPHIC SHIFTS %	
		CHROMA	HUE
1	80.3	-8.9%	1.7%
2	79.7	-7.0%	7.8%
3	78.9	-2.9%	10.0%
4	89.5	-0.5%	5.1%
5	94.4	0.7%	1.7%
6	92.1	2.4%	-0.3%
7	89.4	-2.4%	-5.9%
8	89.7	-6.4%	-0.2%
9	86.0	-4.9%	4.6%
10	81.8	-3.4%	9.3%
11	83.1	3.3%	9.7%
12	85.8	5.6%	3.3%
13	85.6	6.2%	-12.8%
14	61.7	-1.9%	-19.0%
15	79.7	-3.3%	-12.9%
16	78.1	-7.9%	-10.6%

4000K ONLY (2K4K) | Rf: 89.6 | Rg: 99.1

Color Vector Graphic

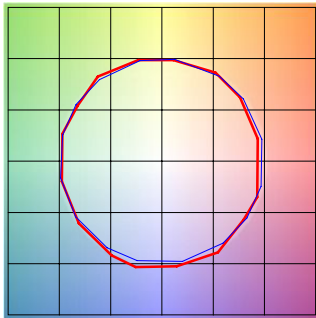


■ Test ■ Reference

HUE BIN	Rf	GRAPHIC SHIFTS %	
		CHROMA	HUE
1	91.3	-2.5%	1.0%
2	95.3	-0.5%	0.5%
3	94.3	-0.7%	1.1%
4	91.1	-3.4%	-1.1%
5	89.5	-5.6%	0.0%
6	94.6	-1.4%	1.3%
7	93.2	-3.0%	2.6%
8	91.3	-1.8%	4.6%
9	86.5	-0.9%	9.1%
10	83.3	-0.5%	9.5%
11	83.3	4.9%	9.0%
12	89.7	4.1%	1.7%
13	90.1	3.6%	-4.3%
14	93.4	5.2%	-2.1%
15	87.4	0.4%	-4.3%
16	86.6	0.4%	-6.1%

2K4K (3000K) | Rf: 90.2 | Rg: 101.4

Color Vector Graphic



■ Test ■ Reference

HUE BIN	Rf	GRAPHIC SHIFTS %	
		CHROMA	HUE
1	90.9	-3.8%	1.3%
2	91.7	-1.9%	3.3%
3	88.7	0.7%	5.1%
4	92.4	-1.0%	0.7%
5	92.9	0.9%	1.7%
6	93.1	3.3%	-0.6%
7	91.0	-1.8%	-0.4%
8	97.0	0.2%	-1.1%
9	92.8	-0.5%	3.6%
10	88.3	1.0%	7.0%
11	87.1	3.8%	7.8%
12	87.6	6.5%	-0.3%
13	89.3	3.6%	-6.3%
14	86.1	4.5%	-9.1%
15	91.6	-1.9%	-3.1%
16	83.8	-1.5%	-11.2%

PROJECT	FIXTURE TYPE	DATE
---------	--------------	------