FLEX NEON UDF7 BENDS UP/DOWN 0.7" FLAT LENS

24VDC 2W | 5W INDOOR/OUTDOOR STATIC WHITE, WARM DIM & TUNABLE WHITE

DESIGNED BY GREGORY KAY | ASSEMBLED IN AMERICA

REV 01.29.25

DESCRIPTION

UDF7 Flexible Neon Bends Up or Down with a 0.7" wide flat lens, offering superior color rendering while creating uniform illumination without pixelation. May be Surface Mounted or Flush Mounted. Choose from multiple static white color temperatures, including two Warm Dim options of 2400K (**24D**) or 2700K (**27D**) and Tunable White (**2K6K**). Tunable White technology grants independent control for adjusting LED color temperature and brightness. Use with two dimmers or, our proprietary Tunable White Controller (**CDMX-1**) for fast and accurate adjustment with three pre-set scenes (Ordered separately). The (**W**) wet location is an IP67 rated fixture featuring watertight barrel connections. Seamless (**S**) (for continuous seamless runs), is rated for Indoor Damp Location ONLY using class 2 bare wire connectors. Patent Pending.

For quick & easy reference, plus the most up-to-date pricing, use our Flex Neon UDF7 Configurator

LUMEN PERFORMANCE AT 3000K 5W PER FOOT

LUMEN OUTPUT	310 lm/ft	EFFICIENCY	70 lm/watt
CRI	92+	R9	76
BEAM ANGLE	120°	BEAM TOLERANCE	+/- 30CCT

SPECIFICATIONS

DIMENSIONS	Height: 0.5" Width: 0.6" (TOP) 0.7" (BOTTOM)
INPUT	24VDC with 5" leads
POWER SUPPLIES	Remote 24VDC power supply required
POWER CONSUMPTION	2, 5, or 7 watts per foot
INCREMENTS	2.4" or 3"
MAX LENGTH	40' at 2 watts, 20'e at 5 watts
BENDING	4" Minimum Radius
MATERIAL	UV Resistant PVC
OPERATING TEMPERATURE	-4° F (-20° C) to 122° F (+50° C)
AVERAGE LED LIFE	50,000 hrs
WARRANTY	5 Year pro-rated
COMPLIANCE	Class 2 Wiring Indoor Applications, Outdoor Wet Location with Water Tight Barrel Connectors IP67 Rated, ETL listed

REMOTE POWER SUPPLIES*, DIMMERS & CONTROLS (SOLD SEPARATELY)

24VDC, Class 2 wiring

OUTDOOR/WET LOCATION

- Home Integration Solutions

Static White

- Pure Smart™ WiZ Pro Power Supplies & Controls
- UNI Driver: Universal Dimming **(TRIAC, ELV, 0-10V)**

Warm Dim

- UNI Driver: Universal Dimming **(TRIAC, ELV, 0-10V)**
- **Make It Smart:** Pure Smart™ Wi-Fi Dimmer

Tunable White

- Pure Smart™ WiZ Pro Power Supplies & Controls
- 0-10V: Requires two dimmers, one for intensity and one for color temperature
- DMX Dynamic Color Changing: Must be used with PureEdge Controllers

INDOOR

- Home Integration Solutions

Static White

- Pure Smart™ WiZ Pro Power Supplies & Controls
- UNI Driver: Universal Dimming **(TRIAC, ELV, 0-10V)**

Warm Dim

- UNI Driver: Universal Dimming **(TRIAC, ELV, 0-10V)**
- **Make It Smart:** Pure Smart™ Wi-Fi Dimmer

Tunable White

- Pure Smart™ WiZ Pro Power Supplies & Controls
- 0-10V: Requires two dimmers, one for intensity and one for color temperature
- DMX Dynamic Color Changing: Must be used with PureEdge Controllers

*In-Wall Mounting and drop ceiling Kits available for select power supplies

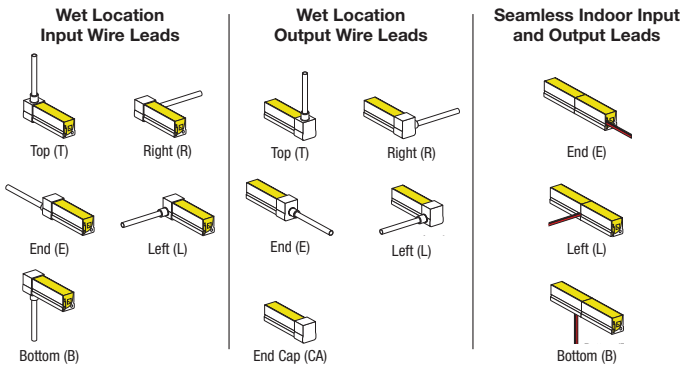

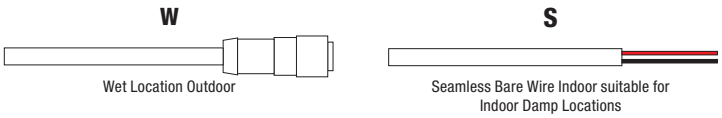

System		Viewing Angle Model Shape		Wattage		Length in Inches		Color Temperature		5" Input Wire Feed		5" Output Wire		Environment
FN	–	UDF7	–	2W	–	120	–	27K	–	E		L		W

FN Flex Neon 24V

UDF7 Up or Down Bend Flat top view 0.6" x 0.5"

2W 2.5 watts per foot
5W 5 watts per foot

6-480 (40ft max)
6-240 (20ft max)

†Static & Tunable White: 2.4" Increments
Warm Dim: 3" increments

22K 2200K Amber White
24K 2400K Very Warm White
24D* 2400K Warm Dim, Dims to 1800K
27K 2700K Incandescent White
27D* 2700K Warm Dim, Dims to 2000K
30K 3000K Warm White
35K 3500K Neutral White
2K6K* Tunable White 2000K-6500K
27K6* Tunable White 2700K-6500K

*5 Watt Only

T Top Power Input Wire
E* End Power Input Wire
L* Left Power Input Wire
R Right Power Input Wire
B* Bottom Power Input Wire

T Top Wire Lead Out
E* End Wire Lead Out
L* Left Wire Lead Out
R Right Wire Lead Out
B* Bottom Wire Lead Out
CA** Cap at end, no feed through

*Seamless indoor: E, L, B Only
**No output feed wire for Indoor Seamless

S Seamless Indoor/ Damp location bare wire leads Bottom and Left Feed Only
W Outdoor wet location Barrel Connector cable leads

PROJECT		FIXTURE TYPE		DATE	

FLEX NEON UDF7 BENDS UP/DOWN 0.7" FLAT LENS

24VDC 2W | 5W INDOOR/OUTDOOR STATIC WHITE, WARM DIM & TUNABLE WHITE

REV 01.29.25

NOMINAL DELIVERED LUMENS

	UDF7																
WATTS PER FOOT	2W					5W											
COLOR TEMPERATURE	22K	24K	27K	30K	35K	22K	24K	24D*	27K	27D*	30K	35K	22K	24K	27K	30K	35K
LUMENS PER FOOT (lm/ft)	159	159	161	168	192	294	294	297	339	310	353	355	454	454	459	478	549
LUMENS PER WATT (lm/w)	64	64	64	67	77	67	67	68	71	70	74	81	62	62	63	66	75
CRI	92+	92+	92+	92+	92+	92+	92+	92+	94+	92+	94+	92+	92+	92+	92+	92+	92+

*Warm Dim: 4.8 Watts

	2K6K*																			
WATTS PER FOOT	2W							5W							7W					
COLOR TEMPERATURE	24K	27K	30K	35K	40K	57K	65K	24K	27K	30K	35K	40K	57K	65K	24K	27K	30K	35K	40K	57K	65K
LUMENS PER FOOT (lm/ft)	87	89	90	92	101	109	116	223	231	240	256	275	277	280	314	327	340	367	387	391	395
LUMENS PER WATT (lm/w)	44	44	45	46	90	54	65	46	48	50	53	57	58	61	44	45	47	51	54	54	62
CRI	91+	94+	93+	92+	92+	91+	91+	91+	94+	93+	92+	92+	91+	91+	91+	94+	93+	92+	92+	91+	91+

*Tunable White has a variance in color temperature due to the curvature of the material.

	27K6																				
WATTS PER FOOT	2W							5W							7W						
COLOR TEMPERATURE	27K	30K	35K	40K	45K	57K	65K	27K	30K	35K	40K	45K	57K	65K	27K	30K	35K	40K	45K	57K	65K
LUMENS PER FOOT (lm/ft)	92	109	112	115	126	136	129	230	235	244	253	250	248	247	311	318	330	342	338	335	334
LUMENS PER WATT (lm/w)	46	44	45	46	50	54	65	58	51	53	55	54	54	62	49	44	46	47	47	47	52
CRI	94+	93+	92+	92+	92+	92+	91+	94+	93+	92+	92+	92+	92+	91+	94+	93+	92+	92+	92+	92+	91+

*Tunable White has a variance in color temperature due to the curvature of the material.

DRAWINGS & DIMENSIONS Dimensions for the Flex Neon UDF7

Seamless Connectors are ideal for indoor projects that have multiple segments of Flex Neon but need to look like a continuous run/fixture. Are assembled in the factory – fixtures ready to use.

Seamless (S) Connection
Indoor/Damp Rated with No End Cap

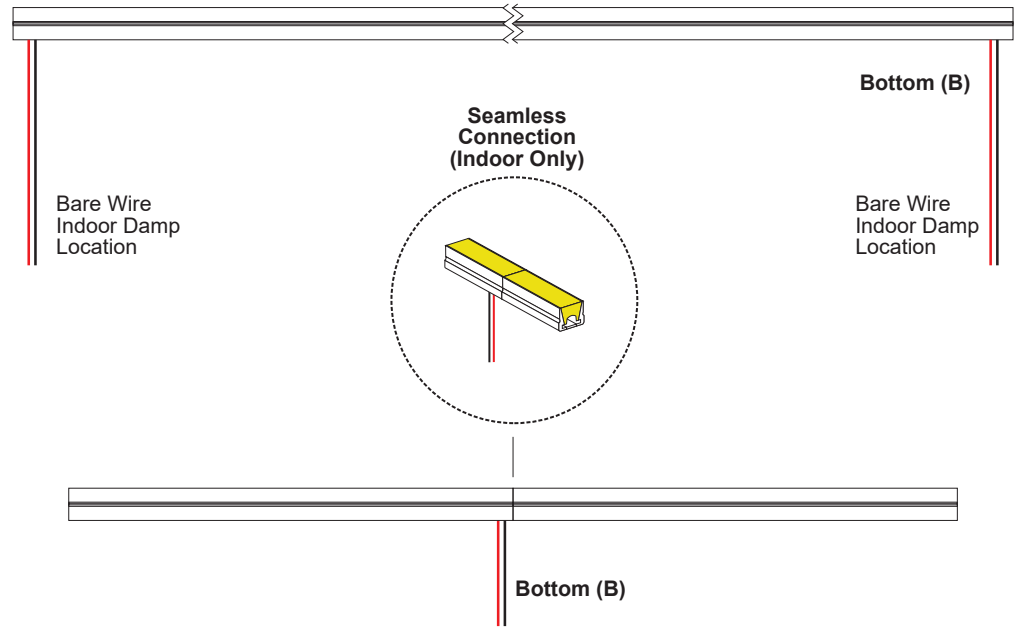

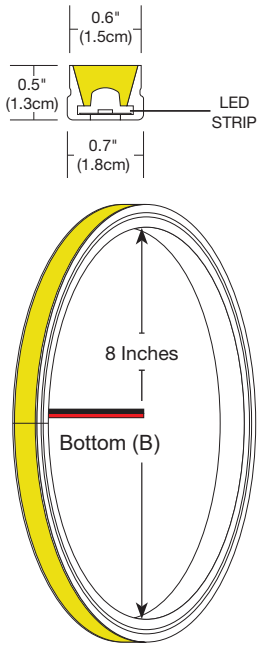

Seamless Circle

Wet (W)
Outdoor Location with End Cap

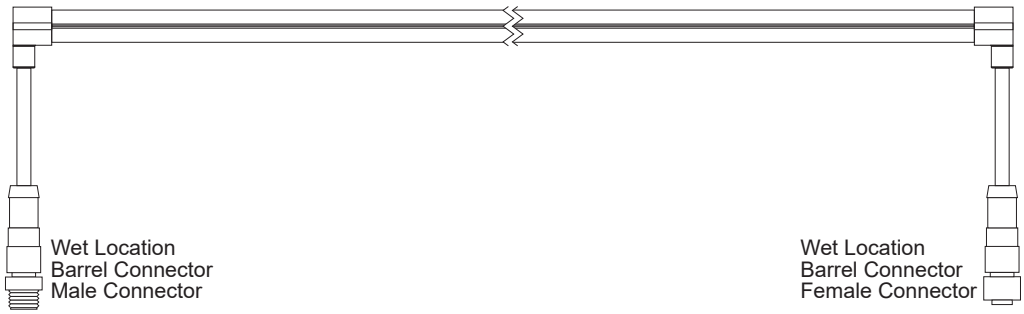

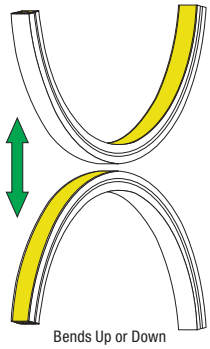

PROJECT		FIXTURE TYPE		DATE	

FLEX NEON UDF7 BENDS UP/DOWN 0.7" FLAT LENS

24VDC 2W | 5W INDOOR/OUTDOOR STATIC WHITE, WARM DIM & TUNABLE WHITE

REV 01.29.25

Drawings: Exploded View for Flexible Aluminum Channel with 1RE J-box

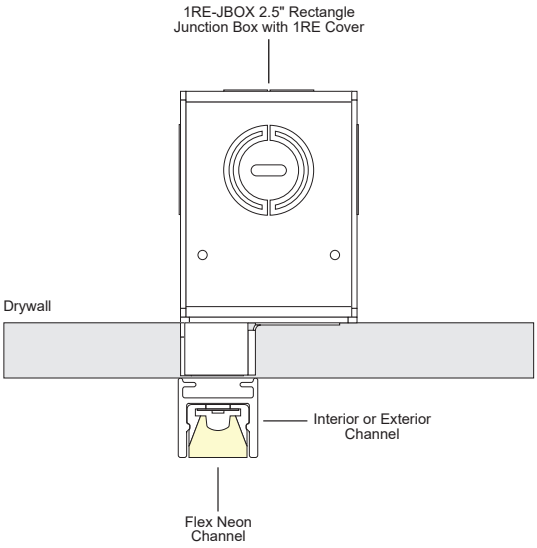

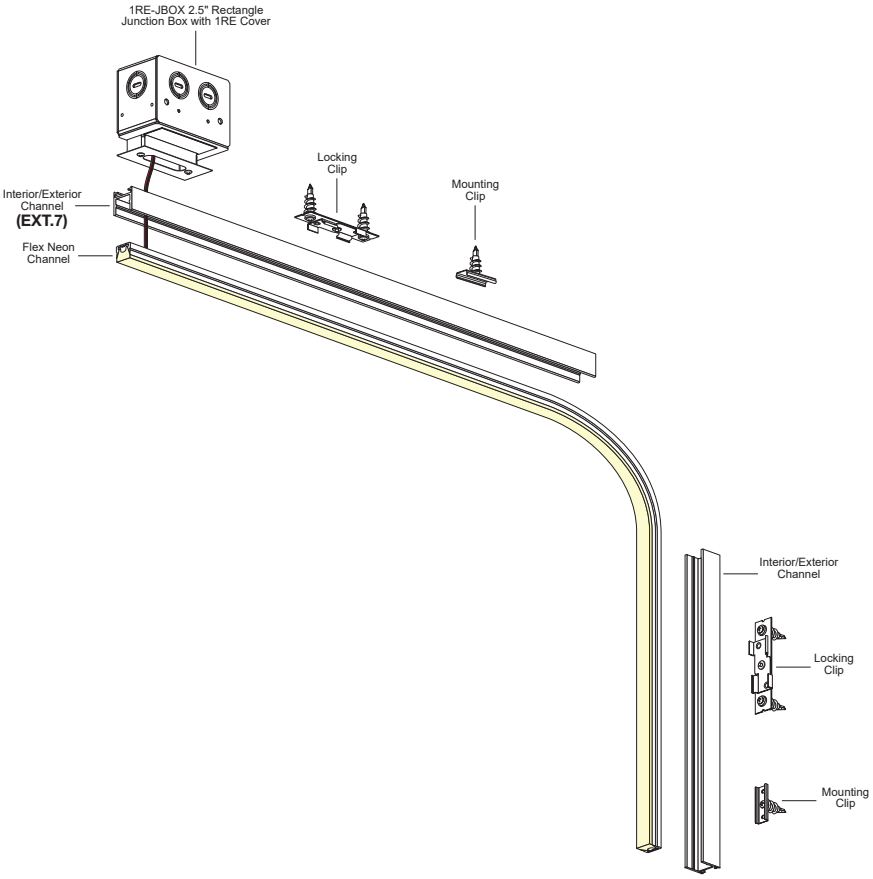

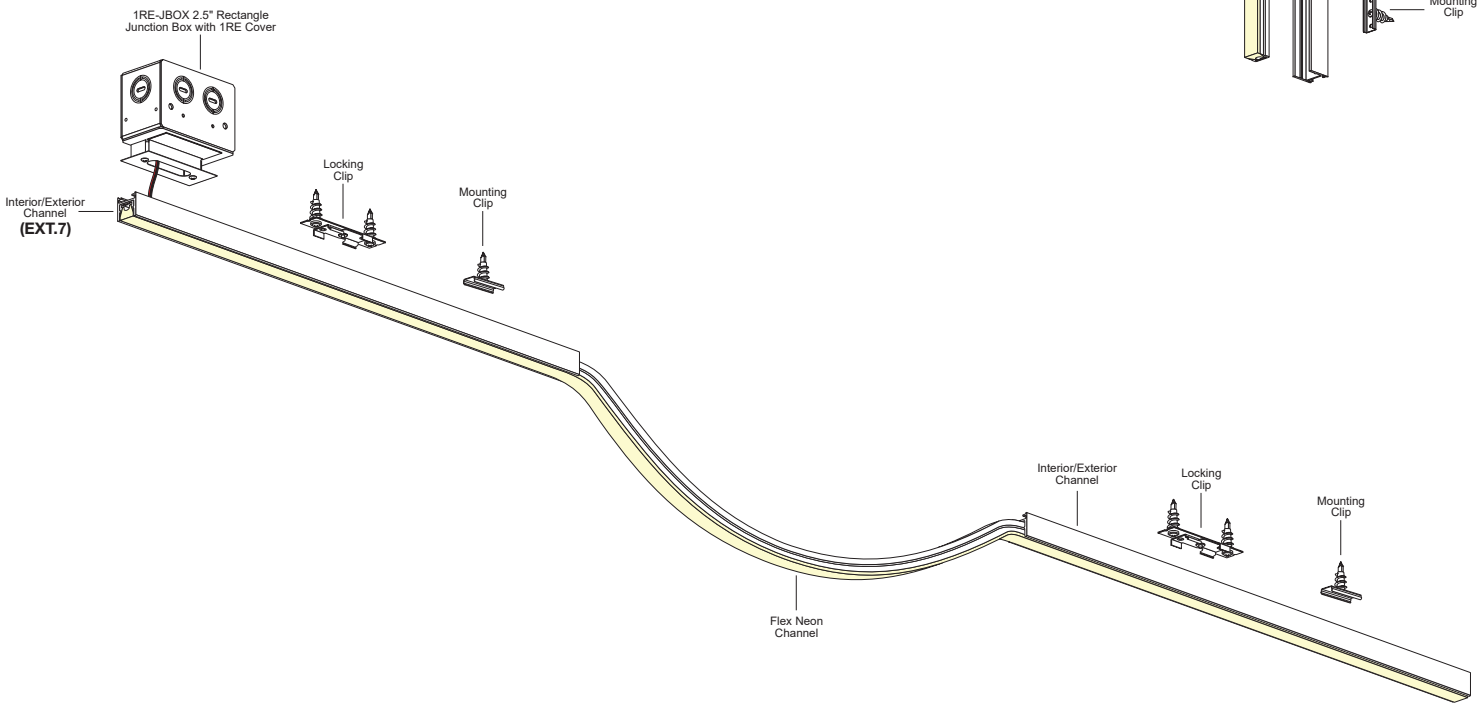

PROJECT		FIXTURE TYPE		DATE	

FLEX NEON UDF7 BENDS UP/DOWN 0.7" FLAT LENS

24VDC 2W | 5W INDOOR/OUTDOOR STATIC WHITE, WARM DIM & TUNABLE WHITE

PURE EDGE Pure Smart Lighting

REV 01.29.25

LENGTH CHART Actual lengths for Flex Neon UDF7

LENGTH CHART - STATIC & TUNABLE WHITE

Ordering Code (Nominal Size)	Actual Length	Ordering Code (Nominal Size)	Actual Length	Ordering Code (Nominal Size)	Actual Length	Ordering Code (Nominal Size)	Actual Length	Ordering Code (Nominal Size)	Actual Length	Ordering Code (Nominal Size)	Actual Length	Ordering Code (Nominal Size)	Actual Length
8	7.95	77	77.55	147	147.15	214	214.35	281	281.55	348	348.75	416	415.95
10	10.35	80	79.95	149	149.55	216	216.75	284	283.95	351	351.15	418	418.35
12	12.75	82	82.35	152	151.95	219	219.15	286	286.35	353	353.55	420	420.75
15	15.15	84	84.75	154	154.35	221	221.55	288	288.75	356	355.95	423	423.15
17	17.55	87	87.15	156	156.75	224	223.95	291	291.15	358	358.35	425	425.55
20	19.95	89	89.55	159	159.15	226	226.35	293	293.55	360	360.75	428	427.95
22	22.35	92	91.95	161	161.55	228	228.75	296	295.95	363	363.15	430	430.35
24	24.75	94	94.35	164	163.95	231	231.15	298	298.35	365	365.55	432	432.75
27	27.15	96	96.75	166	166.35	233	233.55	300	300.75	368	367.95	435	435.15
29	29.55	99	99.15	168	168.75	236	235.95	303	303.15	370	370.35	437	437.55
32	31.95	101	101.55	171	171.15	238	238.35	305	305.55	372	372.75	440	439.95
34	34.35	104	103.95	173	173.55	240	240.75	308	307.95	375	375.15	442	442.35
36	36.75	106	106.35	176	175.95	243	243.15	310	310.35	377	377.55	444	444.75
39	39.15	108	108.75	178	178.35	245	245.55	312	312.75	380	379.95	447	447.15
41	41.55	111	111.15	180	180.75	248	247.95	315	315.15	382	382.35	449	449.55
44	43.95	113	113.55	183	183.15	250	250.35	317	317.55	384	384.75	452	451.95
46	46.35	116	115.95	185	185.55	252	252.75	320	319.95	387	387.15	454	454.35
48	48.75	118	118.35	188	187.95	255	255.15	322	322.35	389	389.55	456	456.75
51	51.15	120	120.75	190	190.35	257	257.55	324	324.75	392	391.95	459	459.15
53	53.55	123	123.15	192	192.75	260	259.95	327	327.15	394	394.35	461	461.55
56	55.95	125	125.55	195	195.15	262	262.35	329	329.55	396	396.75	464	463.95
58	58.35	128	127.95	197	197.55	264	264.75	332	331.95	399	399.15	466	466.35
60	60.75	130	130.35	200	199.95	267	267.15	334	334.35	401	401.55	468	468.75
63	63.15	132	132.75	202	202.35	269	269.55	336	336.75	404	403.95	471	471.15
65	65.55	135	135.15	204	204.75	272	271.95	339	339.15	406	406.35	473	473.55
68	67.95	137	137.55	207	207.15	274	274.35	341	341.55	408	408.75	476	475.95
70	70.35	140	139.95	209	209.55	276	276.75	344	343.95	411	411.15	478	478.35
72	72.75	142	142.35	212	211.95	279	279.15	346	346.35	413	413.55	480	480.75
75	75.15	144	144.75										

LENGTH CHART - WARM DIM

Ordering Code (Nominal Size)	Actual Length	Ordering Code (Nominal Size)	Actual Length	Ordering Code (Nominal Size)	Actual Length	Ordering Code (Nominal Size)	Actual Length	Ordering Code (Nominal Size)	Actual Length	Ordering Code (Nominal Size)	Actual Length	Ordering Code (Nominal Size)	Actual Length
6	6.75	75	75.75	138	138.75	207	207.75	276	276.75	345	345.75	414	414.75
9	9.75	78	78.75	141	141.75	210	210.75	279	279.75	348	348.75	417	417.75
12	12.75	81	81.75	144	144.75	213	213.75	282	282.75	351	351.75	420	420.75
15	15.75	68	67.95	147	147.75	216	216.75	285	285.75	354	354.75	423	423.75
18	18.75	70	70.35	150	150.75	219	219.75	288	288.75	357	357.75	426	426.75
21	21.75	84	84.75	153	153.75	222	222.75	291	291.75	360	360.75	429	429.75
24	24.75	87	87.75	156	156.75	225	225.75	294	294.75	363	363.75	432	432.75
27	27.75	90	90.75	159	159.75	228	228.75	297	297.75	366	366.75	435	435.75
30	30.75	93	93.75	162	162.75	231	231.75	300	300.75	369	369.75	438	438.75
33	33.75	96	96.75	165	165.75	234	234.75	303	303.75	372	372.75	441	441.75
36	36.75	99	99.75	168	168.75	237	237.75	306	306.75	375	375.75	444	444.75
39	39.75	102	102.75	171	171.75	240	240.75	309	309.75	378	378.75	447	447.75
42	42.75	105	105.75	174	174.75	243	243.75	312	312.75	381	381.75	450	450.75
45	45.75	108	108.75	177	177.75	246	246.75	315	315.75	384	384.75	453	453.75
48	48.75	111	111.75	180	180.75	249	249.75	318	318.75	387	387.75	456	456.75
51	51.75	114	114.75	183	183.75	252	252.75	321	321.75	390	390.75	459	459.75
54	54.75	117	117.75	186	186.75	255	255.75	324	324.75	393	393.75	462	462.75
57	57.75	120	120.75	189	189.75	258	258.75	327	327.75	396	396.75	465	465.75
60	60.75	123	123.75	192	192.75	261	261.75	330	330.75	399	399.75	468	468.75
63	63.75	126	126.75	195	195.75	264	264.75	333	333.75	402	402.75	471	471.75
66	66.75	129	129.75	198	198.75	267	267.75	336	336.75	405	405.75	474	474.75
69	69.75	132	132.75	201	201.75	270	270.75	339	339.75	408	408.75	477	477.75
72	72.75	135	135.75	204	204.75	273	273.75	342	342.75	411	411.75	480	480.75

PROJECT		FIXTURE TYPE		DATE	

FLEX NEON OUTDOOR ACCESSORIES AND J-BOXES

24VDC INDOOR / OUTDOOR 2W | 5W STATIC WHITE, WARM DIM & TUNABLE WHITE



EXT.7 Light Channel

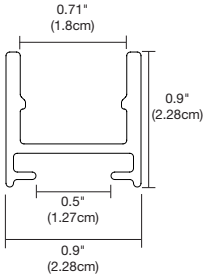

INTERIOR OR EXTERIOR CHANNEL

Interior or exterior channel features an aluminum extrusion with mounting clips included every 2ft. Available in length up to 10ft long and may be cut at the job site.

Product		Length		Finish
EXT.7	–	10FT	–	SA

EXT.7 Extrusion 0.7" Wide

4FT 4 Feet
5FT 5 Feet
8FT 8 Feet
10FT 10 Feet

SA Satin Aluminum
WH White

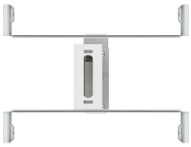

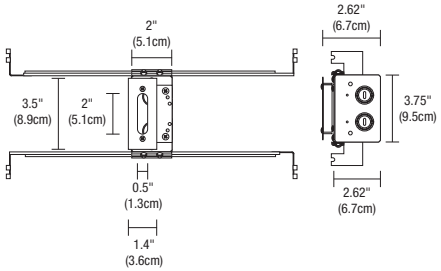

1" RECTANGLE CANOPY & J-BOX*

The Slim-Profile Junction Box with Hanger Bars mounts to studs spaced between 14.5" and 25" apart behind drywall. Allows low voltage DC wires from Remote Power Supply to connect to channel wires. The Junction Box opening is covered by the fixture for a clean, safe connection. Includes a Goof Plate, for poor plastering around J-box.

*Only to be used with Seamless Indoor Bottom Lead-In and Out

Product		Canopy		Product
C	–	1RE	–	JBOX

C Channel

1RE 1" Rectangle

JBOX Junction Box

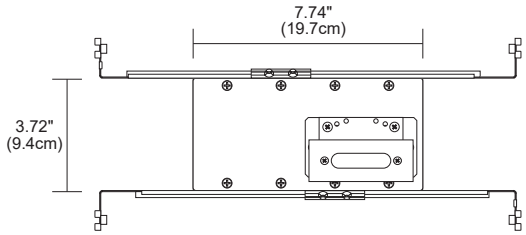

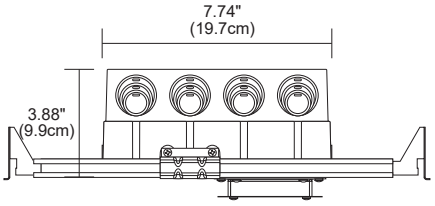

1" RECTANGLE CANOPY WITH 4 GANG JUNCTION BOX AND PURE SMART WIZ PRO CV BRIDGEBOX

The slim profile 1RE Canopy with 4 Gang Junction Box come with adjustable hanger bars and a Pure Smart WiZ Pro CV Bridgebox allowing wireless control of Flex Neon. Two Class 2, 14AWG stranded conductors from the Remote Power Supply up to 40 ft away are required.

System		Type		Wattage		Control		Color Temperature		System Code
C	–	1RE4G	–	96W	–	WZ	–	TC5W5	–	FN

C Channel

1RE4G 1" Rectangle Canopy with 4 Gang Junction Box

96W 96 Watts

WZ WiZ Pro Connected CV Smart Bridgebox Included

TC5W5 TruColor™ 5 watts RGB & 5 watts Tunable White

TC5W7 TruColor™ 5 watts RGB & 7 watts Tunable White

FN Flex Neon

PROJECT		FIXTURE TYPE		DATE	

FLEX NEON OUTDOOR ACCESSORIES AND J-BOXES

24VDC INDOOR / OUTDOOR 2W | 5W STATIC WHITE, WARM DIM & TUNABLE WHITE

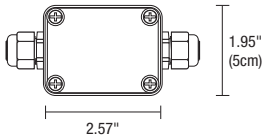

Top

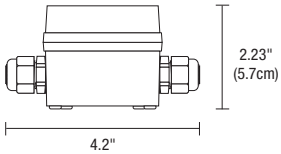

Profile

WET LOCATION JUNCTION BOX

Wet-rated low voltage Splice Box with connectors.

Product		Type		Option
2RE	–	JBOX	–	W
2RE 2" Rectangle		**JBOX** Junction Box		**W** Wet Location

WET LOCATION JUNCTION BOX WITH 6" POWER CABLE

This watertight, multi-fixture Junction Box is especially designed for lighting in wet and damp locations. It is versatile, rugged and simple to install. The Junction Box comes standard with a 6" Flexible Cable providing easy, safe, and reliable connections for 24V low voltage luminaires. This box is approved for indoor and outdoor usage and complies with all the requirements of UL1241 and the National Electric Code.

Static White & Warm Dim

Product		Canopy		Product		Size		Option
SS	–	2RE	–	JBOX	–	6IN	–	W
SS LED Soft Strip Flex Neon		**2RE** 2" Rectangle		**JBOX** Junction Box		**6IN** 6" Four Wire Connection **96IN** 96" Four Wire Connection		**W** Wet Location

All Other Color Temperatures

Product		Canopy		Product		Size		Color Temperature		Option
SS	–	2RE	–	JBOX	–	6IN	–	RGBW	–	W
SS LED Soft Strip Flex Neon		**2RE** 2" Rectangle		**JBOX** Junction Box		**6IN** 6" Five Wire Connection **96IN** 96" Five Wire Connection		**RGBW** Red, Green, Blue & Tunable White		**W** Wet Location



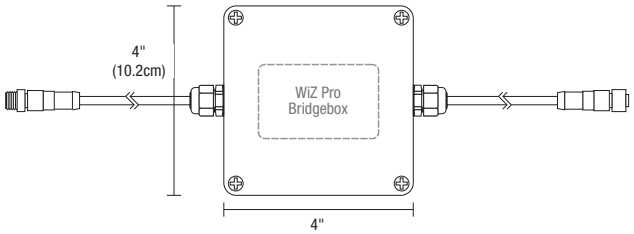

PURE SMART WET LOCATION JUNCTION BOX WITH 8FT POWER CABLE AND WIZ PRO UR BRIDGEBOX

This watertight Junction Box is especially designed for lighting in wet and damp locations. The Junction Box comes standard with a 8ft of outdoor cable and both male and female barrel connectors providing easy, safe, and reliable connections for 24V low voltage luminaires. Included with the Junction Box is one WiZ Pro type Bridgebox allowing for 5 Channel wireless control of the TruColor RGBTW luminaire. This box is approved for indoor and outdoor usage and complies with all the requirements of UL1241 and the National Electric Code.

Product		Type		Wattage		Controls		Type		Option		System
BR	–	JBC	–	96W	–	WZ	–	TC5W5	–	W	–	FN
BR Bridgebox for LED Soft Strip and Flex Neon		**JBC** Outdoor Junction Box with two Barrel Connectors, 4 conductor input and 6 conductor output.		**96W** 96 Watts		**WZ** Wiz Connected Bridgebox Included		**TC5W5** 5 Watts RGB & 5 Watts Tunable White **TC5W7** 5 Watts RGB & 7 Watts Tunable White		**W** Wet Location		**FN** Flex Neon

PROJECT		FIXTURE TYPE		DATE	

DIRECT BURIAL LOCATION CABLE ORDER PER FOOT

Our Direct Burial, 2 Conductor Plus ground, 12 Gauge Cable is a durable and adaptable cable suitable for transmitting power, control, and switching in outdoor wet and in ground environments. Keep within 60 ft between fixture and power supply. Cable sold by the foot, simply specify the length needed. Not compatible with Tunable White.

Product		Gauge		Cable
DB	–	12G	–	2C
DB Direct Burial		**12G** 12 Gauge		**2C** 2 Conductor



WET AND DAMP LOCATION CABLE ORDER PER FOOT

Our Wet Location, 5 Conductor, 14 Gauge Cable is a durable and adaptable cable suitable for transmitting power, control, and switching in indoor and outdoor wet and damp environments. Keep within 50 ft between fixture and power supply. Cable sold by the foot, simply specify the length needed. For use with Tunable White.

Product		Gauge		Cable
OC	–	14G	–	5C
OC Outdoor Cable		**14G** 14 Gauge		**5C** 5 Conductor

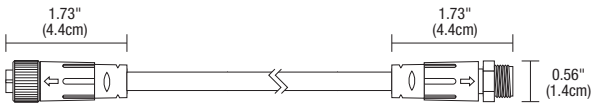

POWER CABLE CONNECTOR WET LOCATION

The flexible power cable connector is designed to work in outdoor environments for safe and reliable connections. This Flexible Connector is easy to install and configure, helping you create innovative lighting designs in an outdoor commercial or residential space.

Static White & Warm Dim

Product		Type		Size		Conductor	Option
SS	–	CFX	–	16IN	–	2C	W
SS Soft Strip and Flex Neon		**CFX** Flexible Connector		**16IN** 16" **96IN** 96"		**2C** 2 Conductor	**W** Wet Location

All Other Color Temperatures

Product		Type		Size		Conductor	Option
SS	–	CFX	–	16IN	–	6C	W
SS Soft Strip and Flex Neon		**CFX** Flexible Connector		**16IN** 16" **96IN** 96"		**6C** 6 Conductor	**W** Wet Location

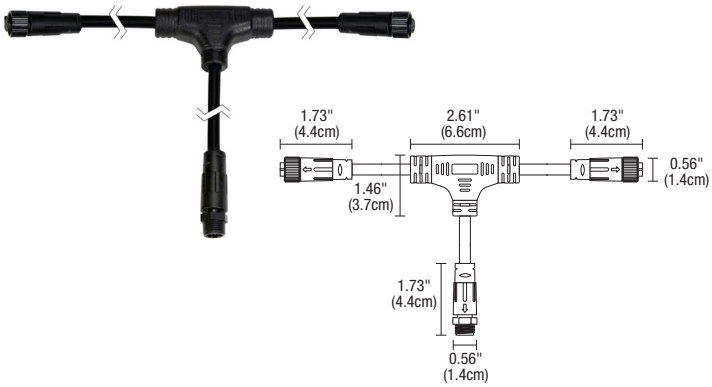

WET LOCATION T-CONNECTOR

Our Wet Location T-Connector is a robust rugged design especially suited to withstand the challenges of damp and wet environments. This unique T-Connector has one Male and two Female Connectors and is suitable for multiple indoor and outdoor uses. Versatile design is easy to use, making installation quick and efficient.

Static White & Warm Dim

Product		Type		Size		Size	Option
SS	–	CFX	–	4IN	–	2YC	W
SS Soft Strip and Flex Neon		**CFX** Flexible Connector		**4IN** 4"		**2YC** Y-Shape 2 Conductor	**W** Wet Location

All Other Color Temperatures

Product		Type		Size		Size	Option
SS	–	CFX	–	4IN	–	6YC	W
SS Soft Strip and Flex Neon		**CFX** Flexible Connector		**4IN** 4"		**6YC** Y-Shape 6 Conductor	**W** Wet Location

PROJECT		FIXTURE TYPE		DATE	

LCS.6-MCL

LCS.6-MCL

LCS.6-MCL-075

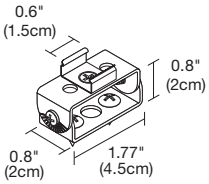

LCS.6-MCL-075

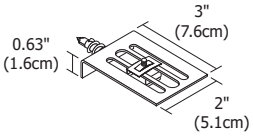

LCS.6-MCL-90

MOUNTING CLIP WITH NO CHANNEL

LCS.6 mounting clips are provided with every 12" of Flex Neon and may be ordered separately as replacement parts. The LCS.6-MCL-075 rotates Channel up to 75°. LCS.6-MCL-90 mounts Channel at a 90° angle.

System		Product		Type
LCS.6	–	**MCL**	–	**STANDARD** (Leave Blank)
LCS.6 Flex Neon Left Right 0.6"		**MCL** Mounting Clip		**075** Adjust 0-75° **90** Mounts at 90°

FLEX NEON TIE STRAP

Use for mounting to poles for extra support, every 6"-12" (30 per package).

Product		Type
SS	–	**ST**
SS LED Flex Neon		**ST** Tie Strap

PROJECT		FIXTURE TYPE		DATE	

FLEX NEON UDF7 BENDS UP/DOWN 0.7" FLAT LENS

24VDC 2W | 5W INDOOR/OUTDOOR STATIC WHITE, WARM DIM & TUNABLE WHITE

REV 01.29.25

INDOOR WIRING DIAGRAMS

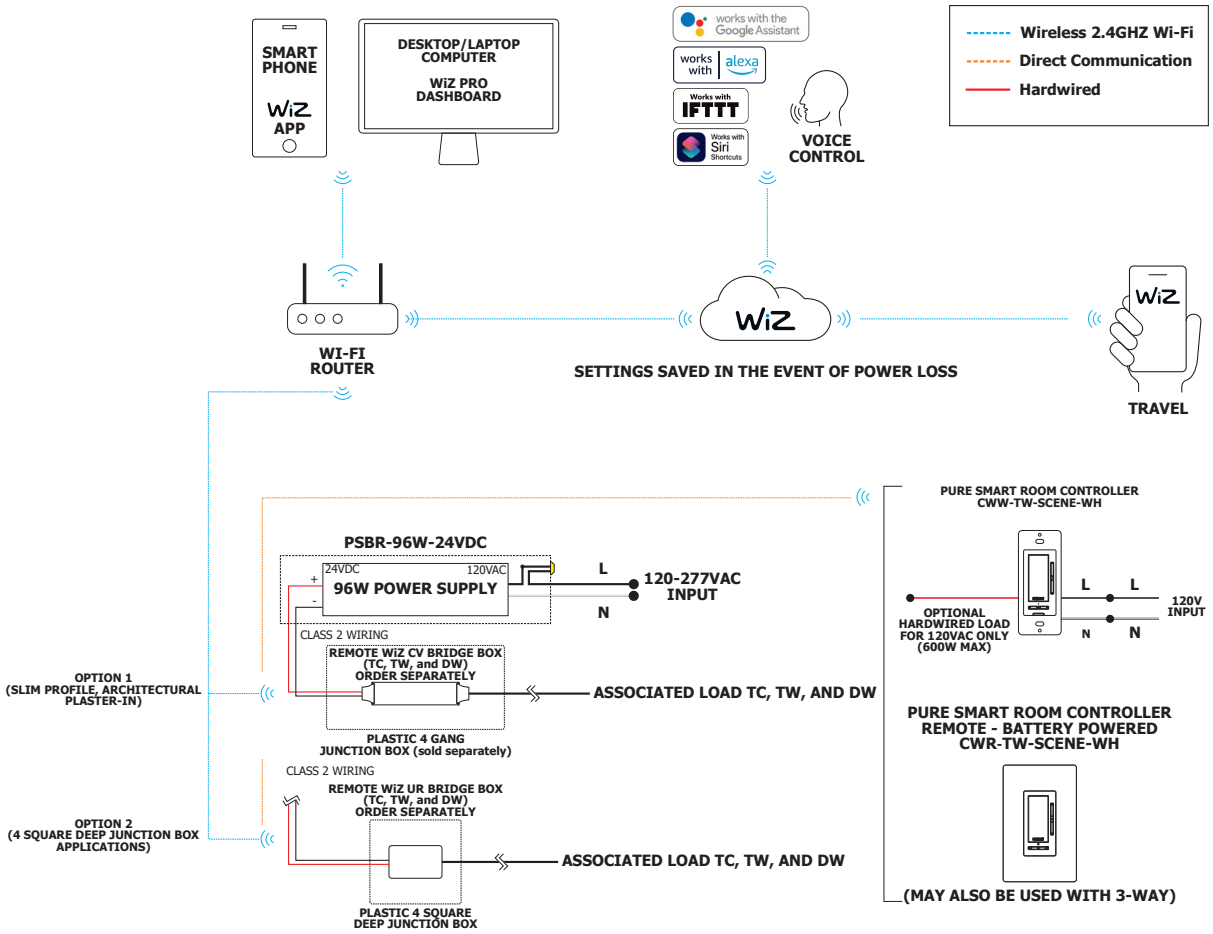

PROJECT		FIXTURE TYPE		DATE	

FLEX NEON UDF7 BENDS UP/DOWN 0.7" FLAT LENS

24VDC 2W | 5W INDOOR/OUTDOOR STATIC WHITE, WARM DIM & TUNABLE WHITE

REV 01.29.25

OUTDOOR WIRING DIAGRAMS

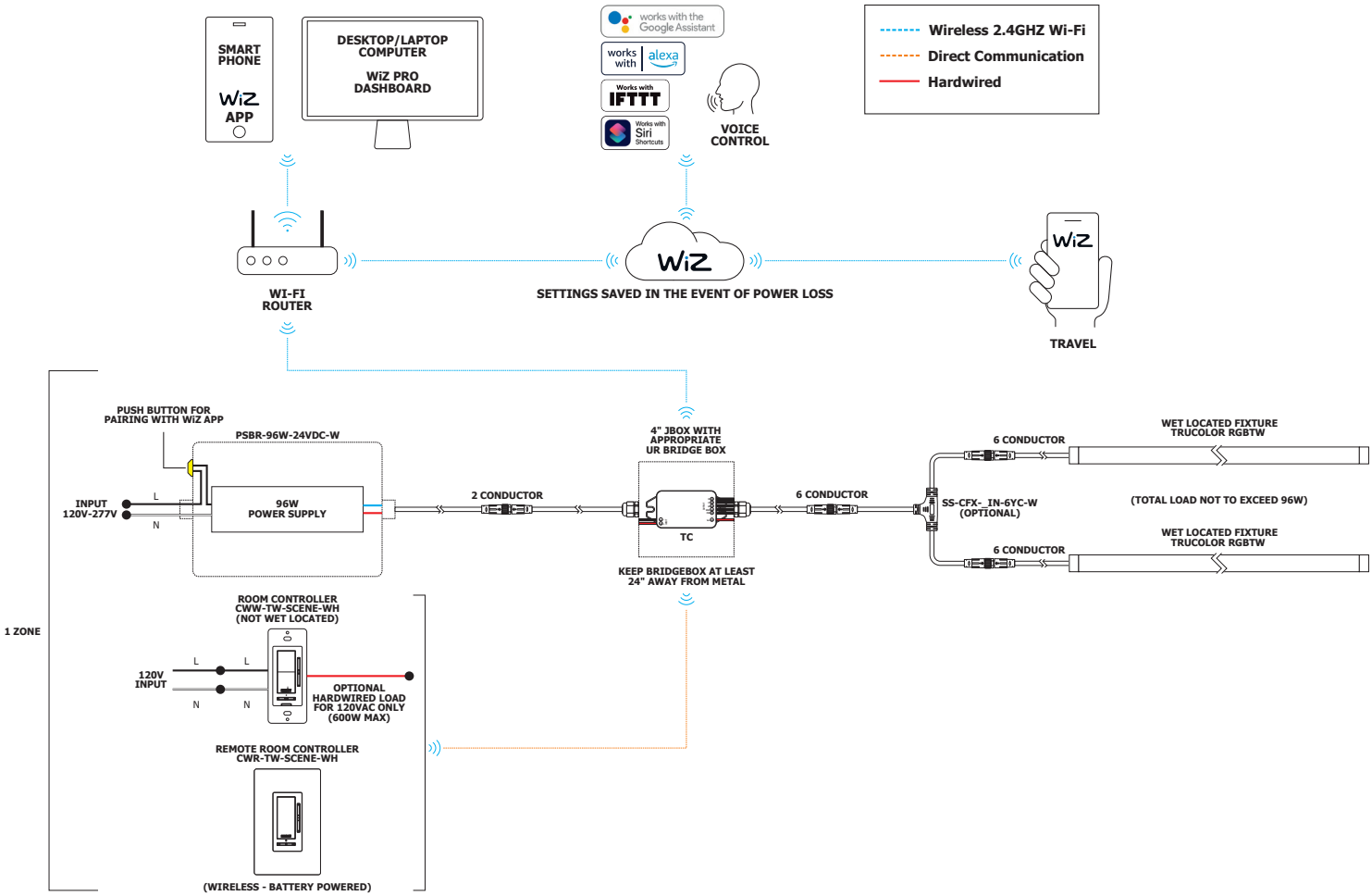

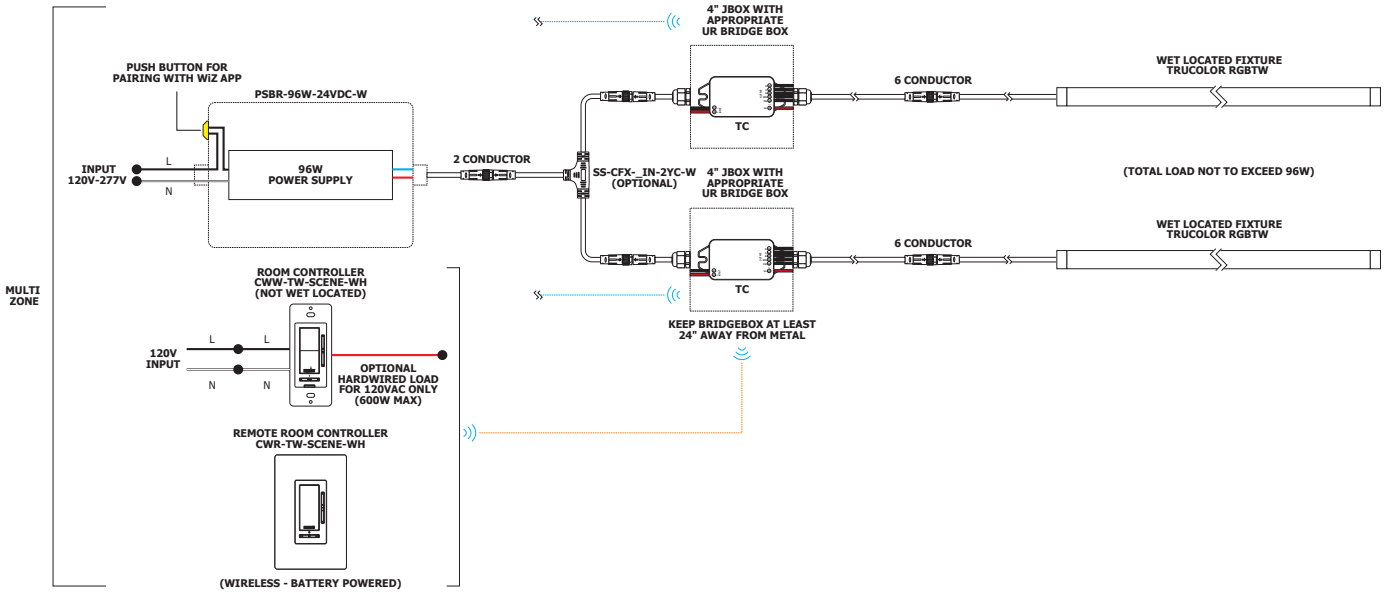

PROJECT		FIXTURE TYPE		DATE	

LED STRIP TM30 DATA

24VDC, STATIC WHITE, WARM DIM & DYNAMIC/TUNABLE WHITE

REV 01.29.25

TM-30-15 DATA: The data below is for ST2A, ST5A, ST7A and ST10A bare LED Soft Strips. Consistent color temperatures throughout a single strip and among multiple strips is possible through a 3 phase binning process in which each order is inspected with a color meter to ensure uniformity.

2200K | Rf: 90.5 | Rg: 99.9

Color Vector Graphic

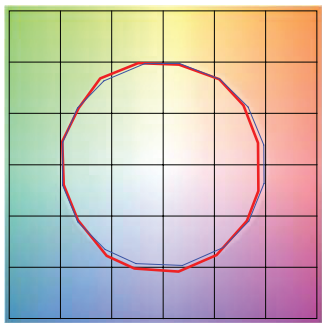

Test Reference

		GRAPHIC SHIFTS %	
HUE BIN	Rf	CHROMA	HUE
1	88.3	-5.2%	1.0%
2	90.1	-3.6%	3.7%
3	87.5	-0.5%	5.6%
4	93.9	-1.2%	1.3%
5	94.7	0.7%	2.1%
6	93.7	2.6%	0.7%
7	93.5	-1.5%	-2.2%
8	97.8	-0.4%	-0.2%
9	93.7	-1.5%	2.4%
10	90.8	-0.8%	4.9%
11	89.3	3.7%	5.4%
12	90.2	4.6%	1.0%
13	89.0	4.4%	-9.7%
14	75.4	0.6%	-15.1%
15	90.7	-1.7%	-5.0%
16	84.2	-4.4%	-9.1%

2400K | Rf: 90.2 | Rg: 99.3

Color Vector Graphic

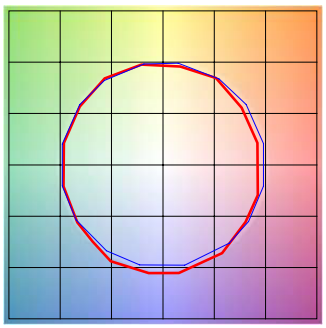

Test Reference

		GRAPHIC SHIFTS %	
HUE BIN	Rf	CHROMA	HUE
1	89.0	-4.8%	1.1%
2	90.4	-3.7%	3.2%
3	88.1	-0.7%	5.2%
4	93.0	-2.1%	0.9%
5	94.5	-0.1%	2.0%
6	94.7	1.7%	0.6%
7	93.7	-1.9%	-1.5%
8	96.8	-1.2%	0.2%
9	91.9	-1.8%	3.7%
10	88.8	-0.9%	6.1%
11	87.5	3.8%	7.1%
12	89.6	4.3%	0.3%
13	88.1	4.2%	-9.1%
14	82.5	2.8%	-10.6%
15	91.4	-2.1%	-4.2%
16	84.0	-3.6%	-9.9%

2700K | Rf: 89.5 | Rg: 98.3

Color Vector Graphic

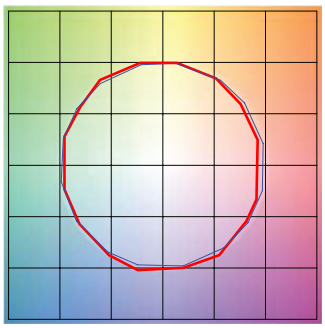

Test Reference

		GRAPHIC SHIFTS %	
HUE BIN	Rf	CHROMA	HUE
1	88.6	-5.2%	0.9%
2	90.3	-3.6%	2.9%
3	88.4	-1.5%	5.0%
4	91.9	-2.5%	1.4%
5	93.5	-0.9%	2.3%
6	95.7	0.9%	-0.4%
7	91.1	-3.7%	-0.5%
8	95.8	-2.0%	0.4%
9	90.5	-2.6%	4.5%
10	84.9	-1.1%	8.7%
11	85.0	2.3%	9.8%
12	88.1	5.5%	1.5%
13	90.9	2.9%	-5.2%
14	86.2	4.3%	-8.9%
15	90.7	-2.4%	-3.6%
16	83.0	-2.7%	-11.3%

3000K | Rf: 88.7 | Rg: 98.2

Color Vector Graphic

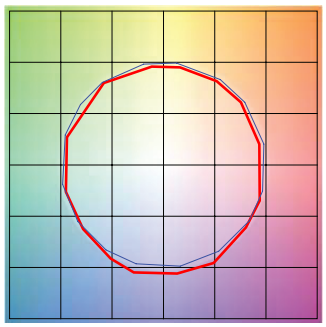

Test Reference

		GRAPHIC SHIFTS %	
HUE BIN	Rf	CHROMA	HUE
1	88.3	-5.2%	0.8%
2	90.2	-3.7%	2.7%
3	88.3	-1.6%	4.9%
4	92.2	-2.0%	1.8%
5	91.0	-3.5%	1.8%
6	95.8	0.4%	-0.4%
7	90.2	-4.4%	-0.0%
8	94.8	-2.6%	0.8%
9	89.2	-2.9%	6.0%
10	81.4	-1.5%	9.7%
11	82.9	2.3%	10.5%
12	88.3	6.7%	1.9%
13	91.9	2.8%	-4.0%
14	86.3	4.9%	-8.3%
15	87.1	-1.2%	-6.1%
16	83.2	-1.7%	-11.6%

3500K | Rf: 88.1 | Rg: 97.1

Color Vector Graphic

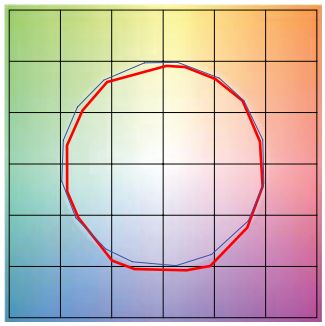

Test Reference

		GRAPHIC SHIFTS %	
HUE BIN	Rf	CHROMA	HUE
1	87.8	-5.2%	1.0%
2	90.8	-3.3%	2.3%
3	89.8	-1.6%	3.9%
4	91.0	-2.7%	0.9%
5	90.0	-5.4%	0.7%
6	95.6	-0.9%	-0.4%
7	90.0	-5.3%	1.4%
8	91.8	-3.6%	3.0%
9	87.1	-2.9%	7.3%
10	80.1	-1.3%	12.2%
11	81.8	4.1%	10.5%
12	88.2	5.1%	2.3%
13	92.4	2.1%	-3.8%
14	86.6	5.0%	-7.9%
15	86.2	-0.7%	-6.8%
16	84.5	-2.1%	-7.0%

5700K | Rf: 87.6 | Rg: 98.0

Color Vector Graphic

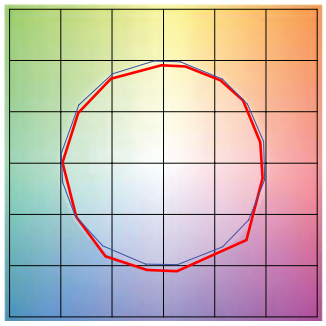

Test Reference

		GRAPHIC SHIFTS %	
HUE BIN	Rf	CHROMA	HUE
1	87.9	-3.9%	1.5%
2	92.3	-1.7%	2.7%
3	91.0	-1.2%	2.4%
4	91.5	-1.2%	1.6%
5	86.2	-5.9%	-0.4%
6	93.5	-3.2%	-0.2%
7	93.1	-3.8%	0.6%
8	85.9	-4.6%	5.9%
9	83.6	-4.0%	12.7%
10	75.8	-0.6%	13.6%
11	80.2	4.3%	10.4%
12	83.4	3.4%	1.8%
13	90.8	5.0%	-2.0%
14	91.8	1.3%	-3.3%
15	79.4	8.6%	-12.7%
16	93.4	-2.7%	-0.2%

PROJECT		FIXTURE TYPE		DATE	

LED STRIP TM30 DATA

24VDC, STATIC WHITE, WARM DIM & DYNAMIC/TUNABLE WHITE

REV 01.29.25

TM-30-15 DATA: The data below is for ST2A, ST5A, ST7A and ST10A bare LED Soft Strips. Consistent color temperatures throughout a single strip and among multiple strips is possible through a 3 phase binning process in which each order is inspected with a color meter to ensure uniformity.

2700D | Rf: 90.7 | Rg: 101.1

Color Vector Graphic

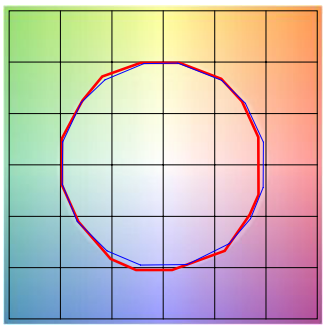

Test Reference

		GRAPHIC SHIFTS %	
HUE BIN	Rf	CHROMA	HUE
1	90.9	-4.1%	1.1%
2	91.8	-2.2%	3.2%
3	89.0	0.2%	5.0%
4	92.9	-1.1%	0.8%
5	93.9	1.1%	1.7%
6	93.3	3.3%	0.0%
7	93.1	-0.5%	-1.9%
8	97.2	-0.3%	-0.9%
9	93.4	-1.0%	3.2%
10	89.9	-0.1%	5.6%
11	87.0	4.7%	7.2%
12	89.2	5.8%	-0.2%
13	89.1	3.5%	-6.7%
14	86.3	4.1%	-9.2%
15	91.4	-2.0%	-3.6%
16	84.7	-2.1%	-10.3%

3000D | Rf: 90.6 | Rg: 101.1

Color Vector Graphic

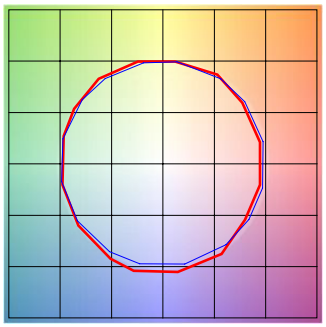

Test Reference

		GRAPHIC SHIFTS %	
HUE BIN	Rf	CHROMA	HUE
1	91.5	-3.5%	1.3%
2	92.2	-1.8%	3.0%
3	89.3	0.5%	4.8%
4	92.7	-1.1%	0.6%
5	93.3	0.5%	1.4%
6	93.8	2.7%	-0.8%
7	91.2	-2.1%	-0.2%
8	97.0	-0.5%	-0.7%
9	92.5	-0.7%	3.8%
10	88.3	0.9%	7.1%
11	87.5	3.9%	7.6%
12	88.2	6.2%	-0.2%
13	89.9	3.4%	-6.0%
14	86.9	4.4%	-8.5%
15	91.9	-1.9%	-2.9%
16	84.7	-1.3%	-10.6%

PROJECT		FIXTURE TYPE		DATE	