



**DESCRIPTION**

The Pure Smart Wi-Fi enabled Candelabra, E12 base lamp uses TruColor™ RGBTW Technology – With 5 channels (Red, Green, and Blue + Tunable White) of proprietary color mixing we create over 16 million vivid saturated colors and pastels along with 85,000 tunable white tones. Promote a healthy Circadian rhythm and experience the beauty of natural white in its purest form. Tunable White ranges from 1500K-6500K. Bring out the best of your world by saturating it in 97+ CRI light with TruColor™ Technology. Dial in just the right ambiance for any occasion just by changing the preset color mode. Harness the beauty of the sunset and paint your living room with the amber glow of the golden hour. Experience life in TruColor™.

- Controls - Easily control from anywhere with the WiZ app or with the WiZ Pro Dashboard on your computer. At home, experience the convenience of voice control with Alexa or Google Home. Take control to the next level by utilizing the available wall controls.
- Wall Controller - On/Off, Dimming, CCT selection, and scene control. Must use Pure Smart **CWW-TW-SCENE-WH** wall controller or Wall/Table Battery Remote Controller **CWR-TW-SCENE-WH** (Sold Separately).
- WiZ SpaceSense™ - Wi-Fi sensing technology that detects motion from disruptions in the Wi-Fi signal and triggers the lights to turn on or off when you enter or exit the room.
- Schedule & Automation - Customizable schedules, circadian rhythm, vacation mode, energy monitoring, and predictive maintenance.
- Wi-Fi/Bluetooth - Easily setup over Wi-Fi or Bluetooth. No hub required.
- Title 20 Compliances - Meets Title 20 regulations and standards for efficiency. Suitable for use in California.
- 3rd party log-in and cloud security provide a safe and protected connection. WiZ does not store nor share any personal information.

For custom quotes and layout assistance, send your drawings and ideas to our design team: [design@PureEdgeLighting.com](mailto:design@PureEdgeLighting.com).

**SMART DIMMING & CONTROLS (SOLD SEPARATELY)**

- [Pure Smart™ 5 Channel Wi-Fi Controller](#)
- [Pure Smart™ Battery Remote Wi-Fi Controller](#)

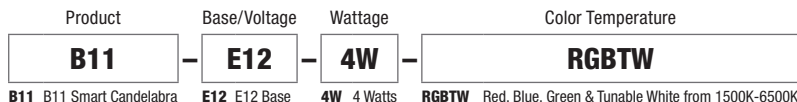
Features an ON/OFF buttons, CCT and brightness control rockers, and preset scene selections. Wi-Fi, 2.4 GHz.

**SPECIFICATIONS**

APP	WiZ Mobile App
WI-FI/BLUETOOTH	Easily setup over Wi-Fi or Bluetooth. No hub required. 2.4GHz 802.11b/g/n WPA3 Personal
BULB SHAPE	B11 Candelabra
BASE TYPE	E12
WATTAGE	4 Watts
WATTAGE EQUIVALENCY	40 watt Incandescent
INPUT VOLTAGE	120 Volt
FREQUENCY	60 Hz
COLOR TEMPERATURE	RGBTW: Red, Blue, Green, Tunable White from 1500K-6500K
LUMENS	342 Lumens at 3000K
CRI	97 CRI at 3000K
EFFICACY	90 lumens per watt
DUV	.00028 average across 2000K-5500K
RF	91.8 average across 2000K-5500K
RG	102 average across 2000K-5500K
R9	92 average across 2000K-5500K
SCHEDULES & AUTOMATION	Customizable schedules, circadian rhythm, vacation mode, energy monitoring, and predictive maintenance
LOCATION	Indoor, damp location. Suitable for use in enclosed and open fixtures
MATERIAL	Polycarbonate
OPTICAL	280 degrees through a frosted lens
L70 LIFESPAN	30,000 Hours
TITLE 20 COMPLIANCE	Meets Title 20 regulations and standards for efficiency. Suitable for use in California
WARRANTY	3 years/30,000 hours

**APPLICATIONS**

Ideal applications in residential, commercial, retail, and hospitality environments.



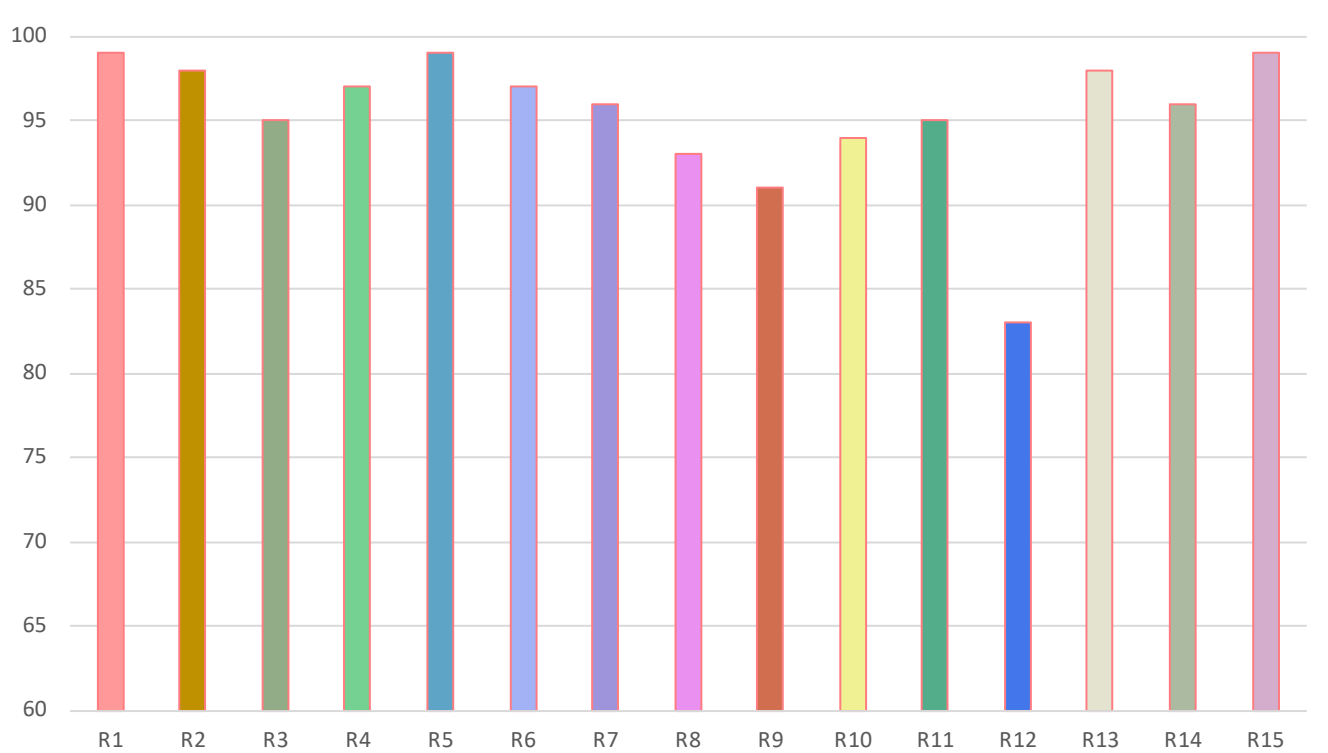
PROJECT	FIXTURE TYPE	DATE
---------	--------------	------

**TM30 DATA**  
120V, 4 WATT WI-FI ENABLED SMART LAMP

**NOMINAL LAMP DATA**

DESCRIPTION	B11 LAMP								
	4W								
COLOR TEMPERATURE	20K	22K	24K	27K	30K	35K	40K	57K	65K
LUMENS (lm)	200	211	255	301	342	374	402	385	351
LUMENS PER WATT (lm/w)	59	60	69	79	90	98	106	104	100
CRI	93	91	95	97	97	97	94	95	95
Duv	0.0025	0.0031	0.0005	-0.0007	-0.0022	-0.0010	-0.0048	-0.0037	-0.0020
Rf	86	86	94	95	94	94	92	91	92
Rg	91	93	101	103	103	102	103	104	103
R9	97	93	97	95	91	90	90	92	96
R13	92	90	94	96	98	100	99	98	98
R15	98	95	98	99	99	99	99	98	96
WATTS	3.4	3.5	3.7	3.8	3.8	3.8	3.8	3.7	3.5

**R1-R15 CRI CHART @ 3000K 97 CRI**



PROJECT		FIXTURE TYPE		DATE	
---------	--	--------------	--	------	--

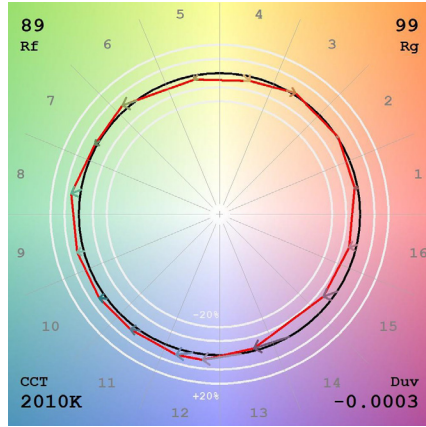
# TM30 DATA

120V, 4 WATT WI-FI ENABLED SMART LAMP

**TM-30-15 DATA:** The data below is for Pure Smart TruColor™ RGBTW Lamps.

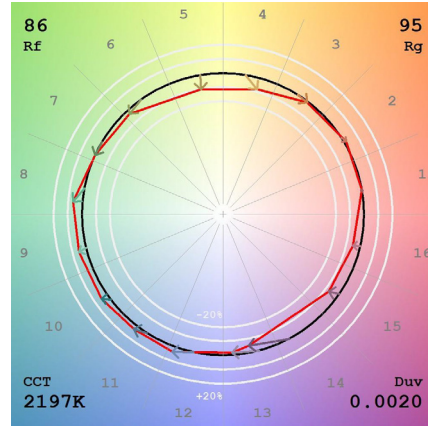
## 2000K (TruColor™ RGBTW)

View Angle: 2 Deg



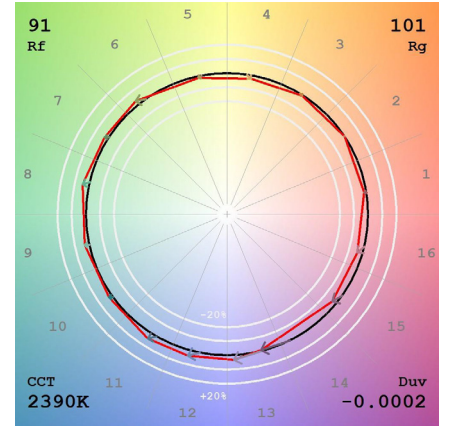
## 2200K (TruColor™ RGBTW)

View Angle: 2 Deg



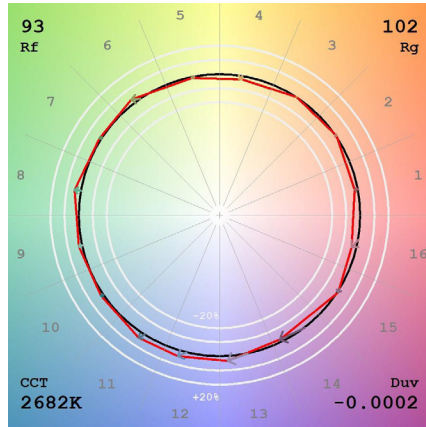
## 2400K (TruColor™ RGBTW)

View Angle: 2 Deg



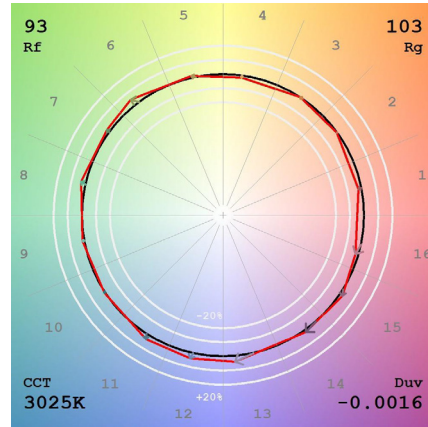
## 2700K (TruColor™ RGBTW)

View Angle: 2 Deg



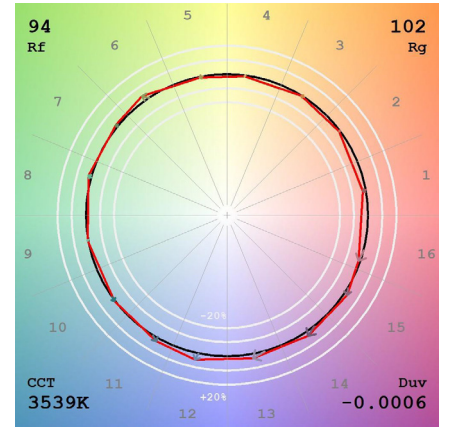
## 3000K (TruColor™ RGBTW)

View Angle: 2 Deg



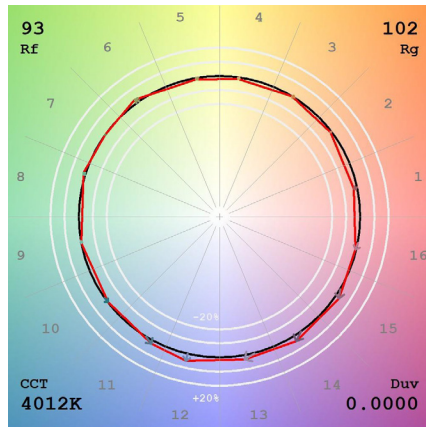
## 3500K (TruColor™ RGBTW)

View Angle: 2 Deg



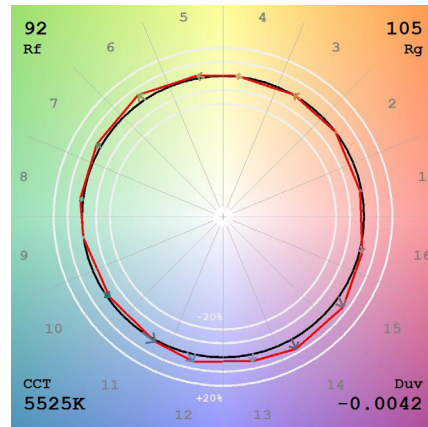
## 4000K (TruColor™ RGBTW)

View Angle: 2 Deg



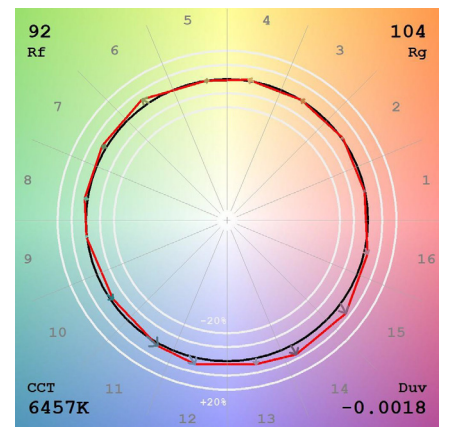
## 5700K (TruColor™ RGBTW)

View Angle: 2 Deg



## 6500K (TruColor™ RGBTW)

View Angle: 2 Deg



PROJECT		FIXTURE TYPE		DATE	
---------	--	--------------	--	------	--