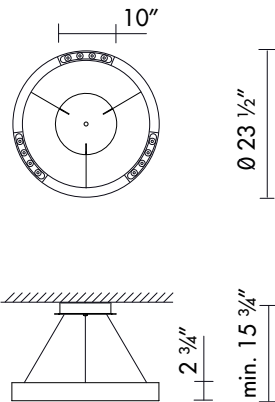
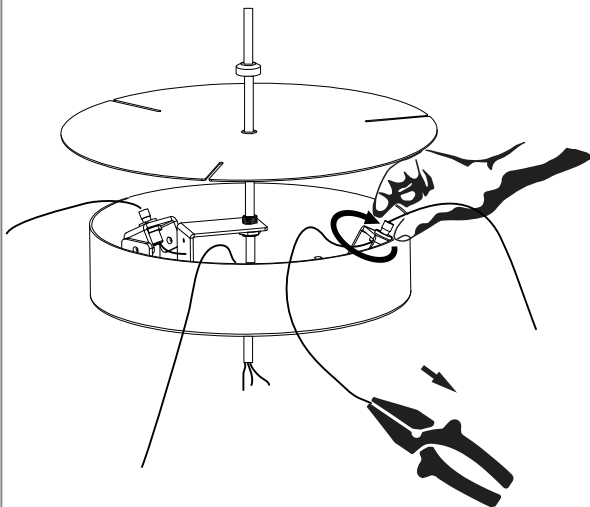


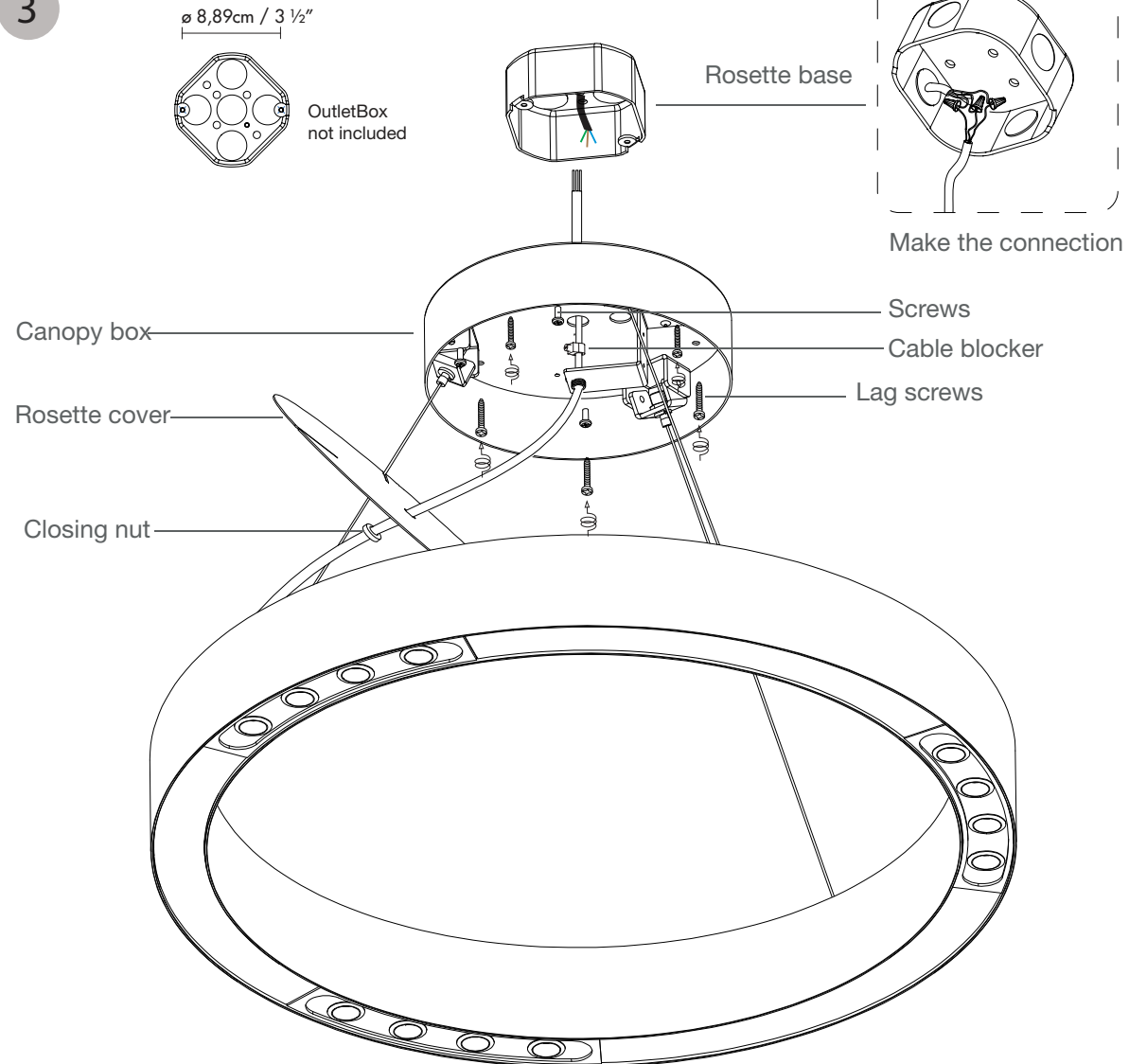
1



2








3



Make sure the wires are not live when handling the system and the bulbs.

Consumer information:

- Lamps without the IP mark are classed as IP20 and are designed for general interior use, except wet areas (bathrooms, etc.)
- Lamps with the IP mark are designed for exterior use and in wet areas. (E.g. IP54)
- They offer guaranteed protection to people and animals against electrical discharge:
  - Class I: through single electrical insulation and an earthing conductor once correctly connected.
  -  • Class II: through double electrical insulation.
  -  • Class III: these kinds of lamps should be connected at very low voltage levels (generally 12V); therefore there is no risk.
-  • Lamps with this symbol, or without any symbols, can be mounted directly onto normally inflammable surfaces.
-  • Lamps with this symbol cannot be mounted directly onto normally inflammable surfaces.
- The safety of this lamp is guaranteed by using a maximum wattage bulb that does not exceed the figure displayed visibly on the lamp.
-  • The product cannot be treated like conventional domestic waste; it must be taken to the corresponding recycling point for electrical and electronic equipment.

Assembly instructions

**B.lux**

B.LUX S.A.  
Pol. Ind. Okamika, pab. 1  
48289 Gizaburuaga (Bizkaia) Spain  
T. (+34) 94 682 72 72  
F. (+34) 94 682 49 02  
info@grupoblux.com  
www.grupoblux.com