

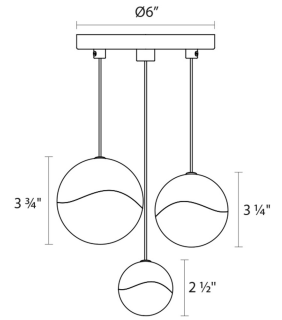
Project:

Grapes LED Pendant Spec Sheet

SKU: 2914.13-SML Learn more at:
<https://sonnemanlight.com/grapes-led-pendant>

Description: Grapes are luminous LED spheres in multiple sizes, arrayed in precise or random patterns, in clusters, or as single points of light. Seen from the middle or above, the crystal appears clear with a subtle luminance. Moving below, the crystal facets become increasingly apparent, refracting the light into a dazzling radiance.

Type #:



Dimensions

Height:	2.5"
Diameter:	7"
Canopy/Backplate/Base:	6"
Hanging Details:	10' Adjustable Cord
Shape:	Round Canopy
Size:	3-Light Small
Canopy/Backplate/Base Height:	0.5

Electrical Specs

Bulb(s) Included?:	Yes
Bulb 1 Type:	Integral LED
Bulb Quantity:	3
Input Voltage:	120VAC
Wattage:	9
Initial Lumens:	450
Color Temperature:	3000K
CRI:	90
Power Supply Type:	Transformer
Power Supply Quantity:	1
Power Supply Location:	Outlet Box
Dimming Type:	ELV
Bulb Max Wattage:	9

Installation

Installation:	Licensed electrician required
Sloped Ceiling Compatible?:	Compatible

Shipping

Carton 1 L x W x H:	9" X 9" X 8"
Carton 1 Gross Weight:	4 LBS

Shade

Shade 1 Material:	Glass Lens
-------------------	------------

Available Finishes

Available Finishes: Polished Chrome (.01),
Satin Nickel (.13)

General Listings

Features:	Damp Rated
Certification:	cETL
Color/Finish:	Satin Nickel (.13)
Dark Sky Friendly:	N

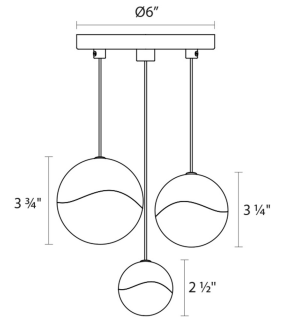
Project:

Grapes LED Pendant Spec Sheet

SKU: 2914.13-MED Learn more at:
<https://sonnemanlight.com/grapes-led-pendant>

Description: Grapes are luminous LED spheres in multiple sizes, arrayed in precise or random patterns, in clusters, or as single points of light. Seen from the middle or above, the crystal appears clear with a subtle luminance. Moving below, the crystal facets become increasingly apparent, refracting the light into a dazzling radiance.

Type #:



Dimensions

Height:	3.25"
Diameter:	7.75"
Canopy/Backplate/Base:	6"
Hanging Details:	10' Adjustable Cord
Shape:	Round Canopy
Size:	3-Light Medium
Canopy/Backplate/Base Height:	0.5

Installation

Installation:	Licensed electrician required
Sloped Ceiling Compatible?:	Compatible

General Listings

Features:	Damp Rated
Certification:	cETL
Color/Finish:	Satin Nickel (.13)
Dark Sky Friendly:	N

Shipping

Carton 1 L x W x H:	9" X 9" X 8"
Carton 1 Gross Weight:	6 LBS

Electrical Specs

Bulb(s) Included?:	Yes
Bulb 1 Type:	Integral LED
Bulb Quantity:	3
Input Voltage:	120VAC
Wattage:	12
Initial Lumens:	675
Color Temperature:	3000K
CRI:	90
Power Supply Type:	Transformer
Power Supply Quantity:	1
Power Supply Location:	Outlet Box
Dimming Type:	ELV
Bulb Max Wattage:	12

Shade

Shade 1 Material:	Glass Lens
-------------------	------------

Available Finishes

Available Finishes: Polished Chrome (.01),
Satin Nickel (.13)

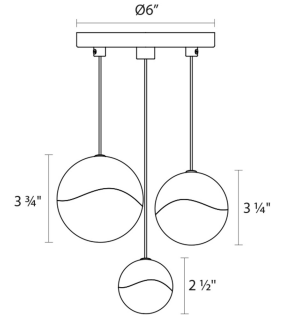
Project:

Grapes LED Pendant Spec Sheet

SKU: 2914.13-LRG Learn more at:
<https://sonnemanlight.com/grapes-led-pendant>

Description: Grapes are luminous LED spheres in multiple sizes, arrayed in precise or random patterns, in clusters, or as single points of light. Seen from the middle or above, the crystal appears clear with a subtle luminance. Moving below, the crystal facets become increasingly apparent, refracting the light into a dazzling radiance.

Type #:



Dimensions

Height:	3.75"
Diameter:	8.25"
Canopy/Backplate/Base:	6"
Hanging Details:	10' Adjustable Cord
Shape:	Round Canopy
Size:	3-Light Large
Canopy/Backplate/Base Height:	0.5

Electrical Specs

Bulb(s) Included?:	Yes
Bulb 1 Type:	Integral LED
Bulb Quantity:	3
Input Voltage:	120VAC
Wattage:	17
Initial Lumens:	900
Color Temperature:	3000K
CRI:	90
Power Supply Type:	Transformer
Power Supply Quantity:	1
Power Supply Location:	Outlet Box
Dimming Type:	ELV
Bulb Max Wattage:	17

Installation

Installation:	Licensed electrician required
Sloped Ceiling Compatible?:	Compatible

Shipping

Carton 1 L x W x H:	9" X 9" X 8"
Carton 1 Gross Weight:	8 LBS

Shade

Shade 1 Material:	Glass Lens
-------------------	------------

Available Finishes

Available Finishes: Polished Chrome (.01),
Satin Nickel (.13)

General Listings

Features:	Damp Rated
Certification:	C-ETL-US
Color/Finish:	Satin Nickel (.13)
Dark Sky Friendly:	N