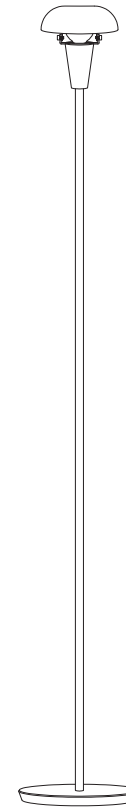


TINY FLOOR LAMP

ASSEMBLY MANUAL

fermliving.com



ferm
L I V I N G

GENERAL INSTRUCTIONS

Please read before installation

WARNING:

The safety of this fitting can only be guaranteed if the following instructions are observed during both installation and use. Please retain these instructions safely after installation.

Please observe the following guidelines:

- Ensure that the power supply has been switched off prior to installation or removal of the product.
- Never undertake an electrical installation without the proper knowledge or training. If not familiar with electrical wiring, contact a qualified electrician.
- The product may in no way be modified or tampered with. Any modification may compromise safety and make the product itself dangerous to use. ferm LIVING does not accept any responsibility for products that have been modified.
- This product requires the use of a lightbulb that is not included. Please use a lightbulb that has the relevant safety certifications and approvals for your area.
- This product is meant for indoor use only.
- This appliance should not be disposed in a domestic trash receptacle and should instead be recycled appropriately.

GENERAL INSTRUCTIONS:

This portable luminaire has a polarized plug (one blade is wider than the other) as a feature to reduce the risk of electric shock. This plug will fit in a polarized outlet only one way. If the plug does not fit fully in the outlet, reverse the plug. If it still does not fit, contact a qualified electrician.

Never use with an extension cord unless plug can be fully inserted. Do not alter the plug.

TO PREVENT ELECTRIC SHOCK, MATCH WIDE BLADE OF PLUG TO WIDE SLOT
POUR EVITER LES CHOCS ELECTRIQUES, INTRODUIRE LA LAME LA PLUS LARGE
DE LA FICHE DANS LA FENTE LA PLUG LARGE

CLEANING INSTRUCTIONS:

- Use only a soft cloth to clean the product. Dampen the cloth with water and soap or a mild cleanser if needed.

MORE INFORMATION:

To access further information such as product overview and material descriptions, please visit our website at www.fermliving.com if you have any questions or comments, please do not hesitate to contact us at info@fermliving.com

TECHNICAL SPECIFICATIONS


TINY FLOOR LAMP

Voltage:	120V,60Hz
Dimmable:	No
Certification:	ETL,IP20
Socket:	E12 socket base
Recommended Light source:	Bulb max 25w incandescent or max 12w LED

BOX CONTENTS



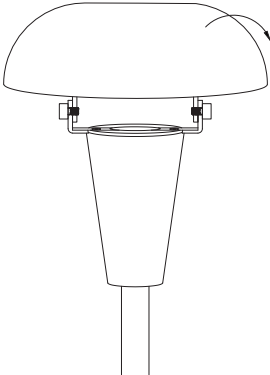
1 x
Allen key



x1
Lamp

ASSEMBLY PROCESS

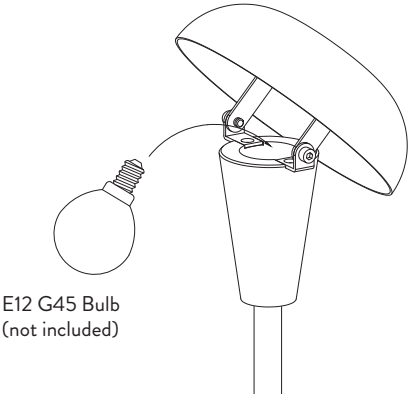
1



Adjust the lampshade aside.

2

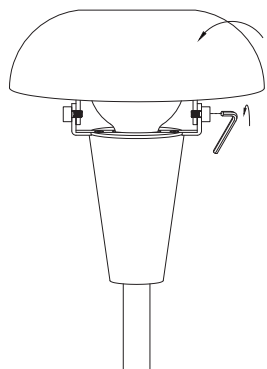
Fix the bulb to the socket.



FUNCTION

3

Adjust the lampshade and tighten the shade with the Allen key (included)



4

Push the on/off switch and enjoy it.

