

- All packaging must be removed before turning on the product.
- The light source and battery contained in this luminaire shall only be replaced by the manufacturer or his service agent or a similar qualified person.
- The luminaire contains a rechargeable battery; please avoid positioning the light in locations where it may be exposed to excessive heat, including radiators & strong direct sunlight.
- Ensure children do not play with the light fitting, nor the charging cable provided.
- Ensure the light is positioned on a solid, level and non-slip surface and ensure the charging cable does not pose a trip hazard.
- This luminaire is suitable for outdoor use, but we suggest it is stored indoors whilst not in use.

Tips for optimising the battery life:

- Charge the product before first use (see inside for charging information).
- Before storing the product for an extended period, we advise charging the battery to 50%. This can be achieved in 2.5 hours using a 5V, 2A charging supply.

Cleaning and Maintenance:

- Switch off power to the fitting before cleaning.
- Diffuser tube and metal body: wipe the surface with a soft, damp cloth; do not use any abrasive materials and/or strong cleaning agents such as white spirit
- Bone china shade: wipe with a soft damp cloth using diluted, mild detergent (nonabrasive) if necessary.

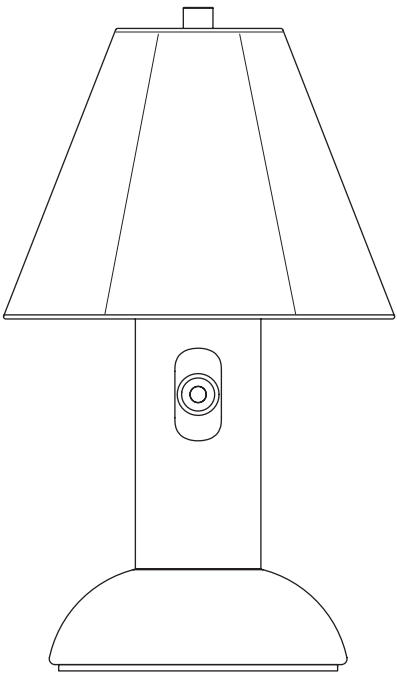
Battery Disposal:

- Battery disposal should be in compliance with any local regulations that address the disposal of hazardous materials. **DO NOT INCINERATE.**
- Caution - replace battery with Shenzhen Bak Technology Co., Ltd, 18650CA-2P-3J only. Request guidance sheet by contacting us using the information below.



Always handle the light from its body and/or base - do not lift from the bone china shade.

Established in 1990, Original BTC manufactures relaxed, familiar lighting for traditional and contemporary homes.
All products are hand-assembled in Oxfordshire from high quality components, produced in the UK.



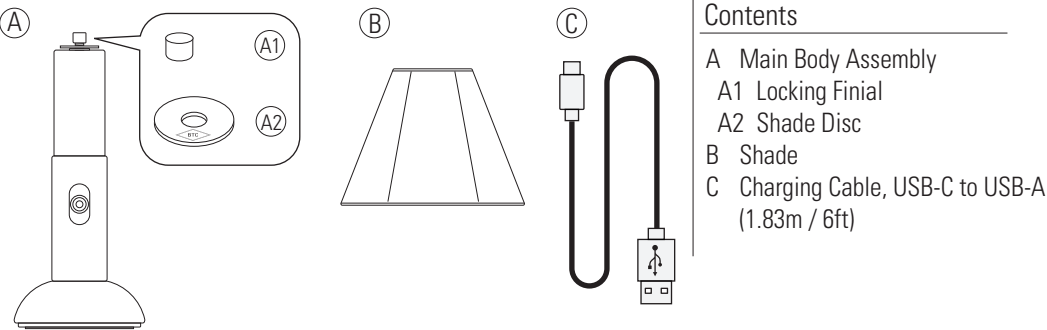
Blossom Portable Light

| 5V DC | WET |

- US-FT704G Blossom Portable Light, Olive Green
- US-FT704R Blossom Portable Light, Rusty Red
- US-FT701PG Blossom Portable Light, Putty Grey

Light Source: 6.5W Integral LED, 2700K 90CRI
Built-in Battery: Li-on 4500mAH 3.6V 16.2WH
Charging: 5V DC 1.6A Max, USB-C (compatible with up to 5VDC, 3A charger)
Charging time: 5 hours using a 5V DC, 2A charger

Contents



Assembly Instructions

Refer to the diagrams opposite.

Take care when handling ceramic products during installation.

- STEP 1 - Unscrew locking finial (A1), and remove shade disc (A2) from the main body (A).
- STEP 2 - Place the shade (B) over the threaded tube on top of the main body (A).
- STEP 3 - Add the shade disc (A2) back on top of the shade; then screw on the locking finial (A1).

First Use & Charging

Before first use, the built-in battery needs to be fully charged. Connect the charging cable (C) to the port on the luminaire body, before plugging it into a suitable 5V USB-A wall adapter (not supplied).

The charging indicator light blinks while charging, and changes to solid white when fully charged.

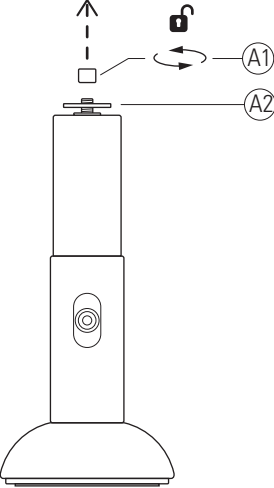
Operation

The light has 3 brightness levels. Press the switch once to turn it on to 100% brightness; press again to dim light to 66%, press a third time to dim to 33%, and press a forth time to TURN OFF the light.

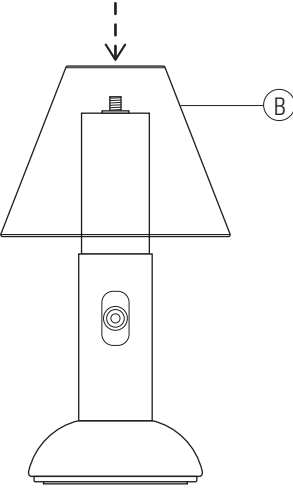
PLEASE READ THE INSTRUCTIONS ON THE REVERSE BEFORE YOU BEGIN INSTALLING YOUR LIGHT

Bone China shade installation

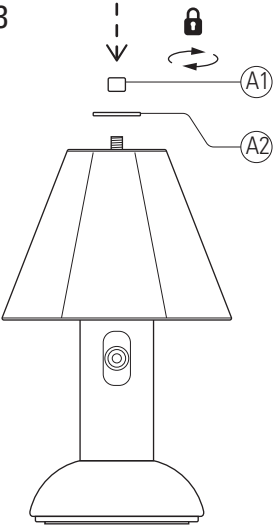
Step 1



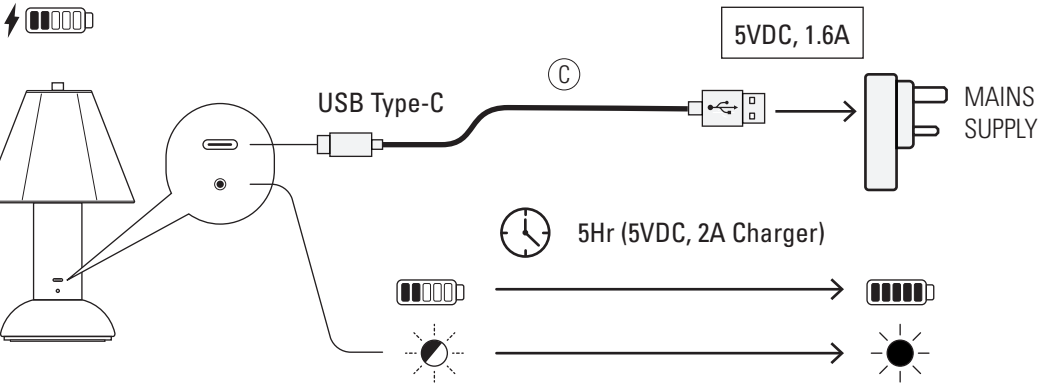
Step 2



Step 3



Charging



Operation

