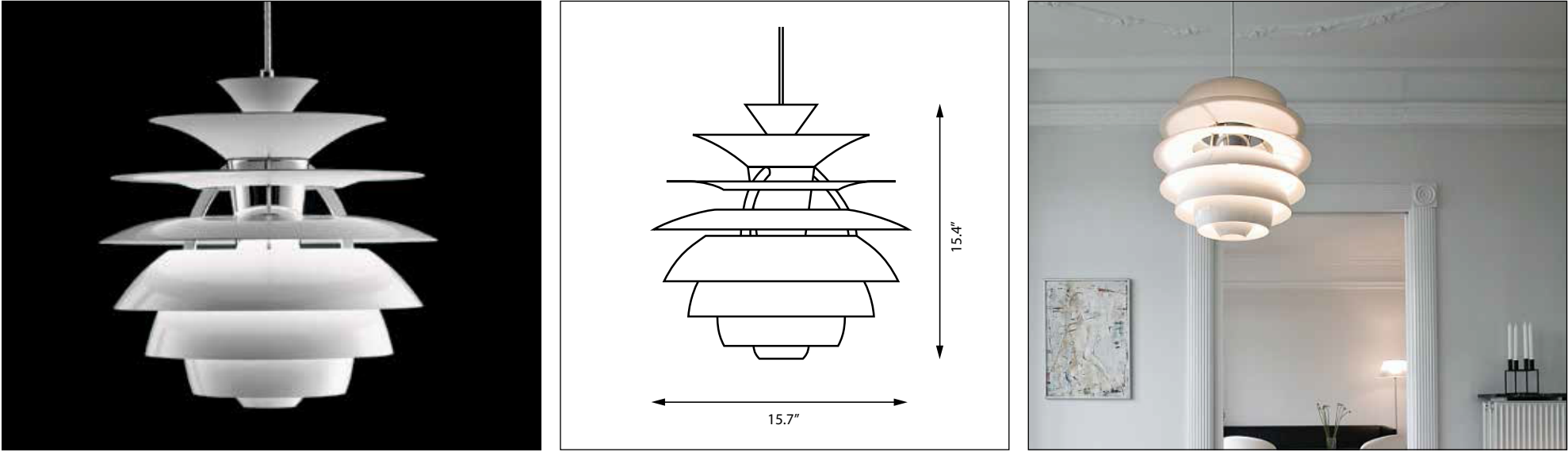



Design Poul Henningsen




Light source	Voltage	Weight	Electric shock protection	Ingress protection
1/22W LED/ A-21/ medium 	120V	6.0 Lbs	Cl. I	IP 2 0, dry loc ation

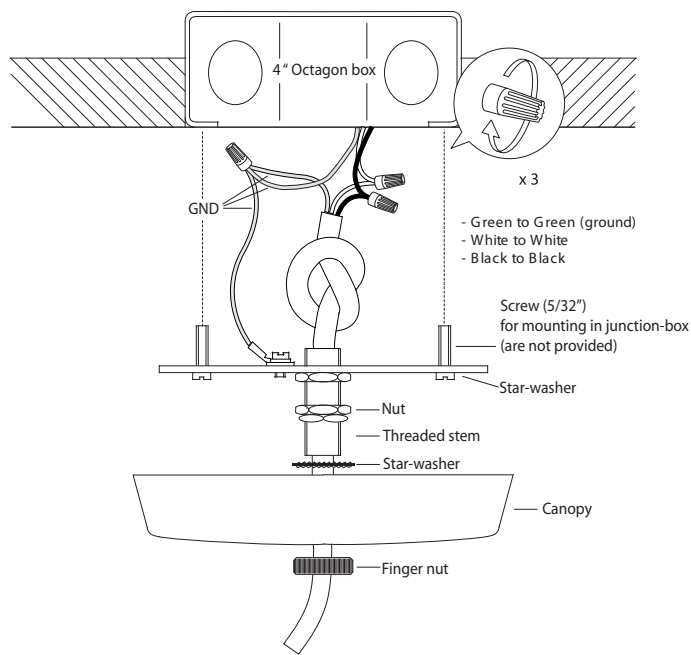
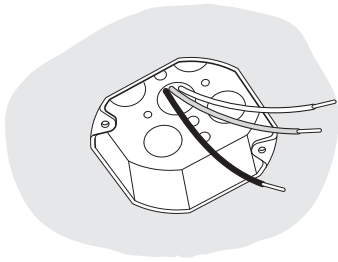
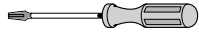
Recommended cleaning substances:
Wipe off dust with a dry, soft cloth. Remove greasy spots etc. with a soft cloth dampened in lukewarm water (<122° F/ 50° C) with a mild detergent.
Never use detergents containing abrasives and solvents.

Warning: Scouring powder and similar substances will scratch surfaces.

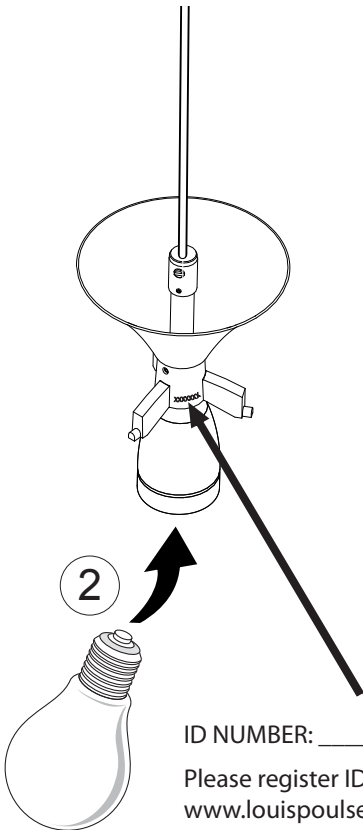
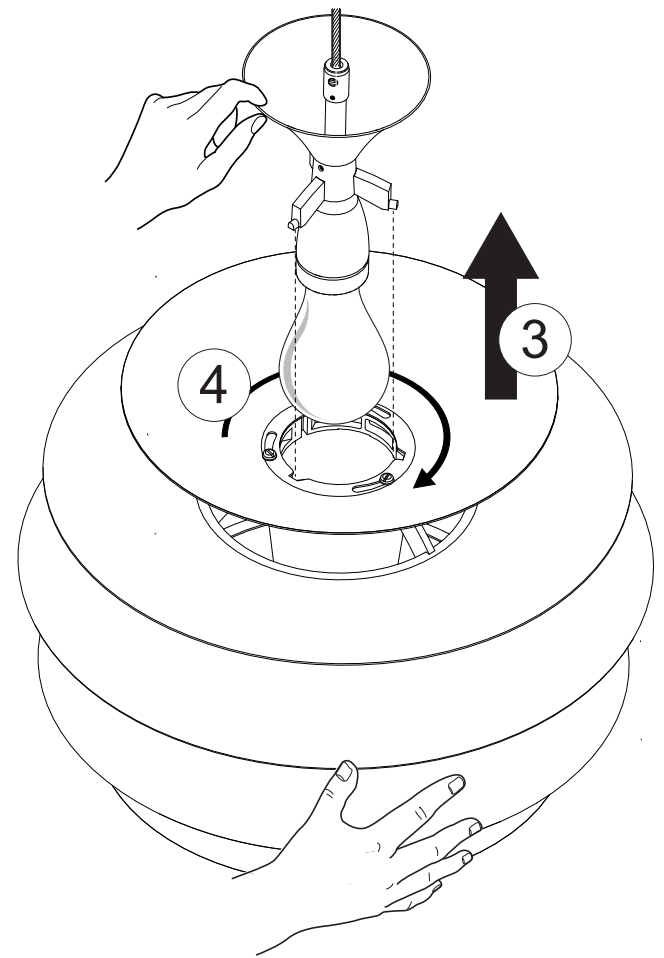
All installation is subject to local code and jurisdiction. Consult a qualified electrician to ensure correct branch circuit conductor.
The installer must ensure that the ceiling can support the luminaire's weight. The installer must if necessary reinforce the ceiling structure by adequate means.



Louis Poulsen A/S disclaims any liability if a half mirror light bulb is used. This type of light source reflects the heat and may damage/melt parts of the fixture.



- 1 Thread the wire 3x18 AWG cord through finger nut, canopy threaded stem with nut and star-washer
- 2 Adjust the length of the cord and tie a knot to relief
- 3 Connect in junction-box
- 4 Screw on the cross-bar
- 5 Adjust the nuts on the stem and tighten
- 6 Put on the star-washer and the canopy and finally tighten finger nut



ID NUMBER: _____
Please register ID number at
www.louispoulsen.com

