

BULBRITE® LED

LED 4' LINEAR T5 DIRECT

Direct (Plug and Play) Replacement for 4' 54W Fluorescents

Item#: 776018, 776019 & 776020

Ordering Code:

LED25T5/46/830/DIR, LED25T5/46/840/DIR, LED25T5/46/850/DIR

Before installation, confirm all parts are in good condition. If any parts are damaged, do not attempt to install. Contact an American Lighting Association (ALA) Certified Relationship Specialist at Bulbrite for help with installation or questions about your lamp at 800-528-5555 or info@bulbrite.com.

GENERAL SAFETY INFORMATION

PLEASE READ ALL SAFETY INSTRUCTIONS BEFORE BEGINNING ANY INSTALLATION

DANGER – RISK OF SHOCK – DISCONNECT POWER BEFORE INSTALLATION

CAUTION: IF THE LAMP SHOWS ANY SIGNS OF MALFUNCTION (BUZZING, FLICKERING, ETC.) IMMEDIATELY TURN OFF POWER, REMOVE THE LAMP FROM FIXTURE AND CONTACT BULBRITE.


CAUTION – RISK OF FIRE – DO NOT INSTALL THIS LAMP IN A PRE-HEAT FIXTURE.

WARNING – RISK OF FIRE – USE ONLY TO REPLACE FLUORESCENT LAMPS EQUIVALENTS AS INDICATED ON LABEL AND PACKAGING.

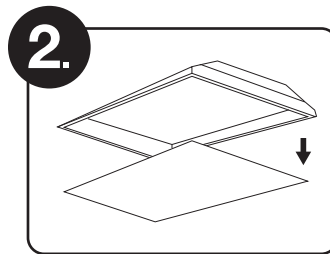
WARNING – THIS LAMP IS NOT SUITABLE FOR TOTALLY ENCLOSED FIXTURES OR VAPOR FIXTURES.

THIS LAMP OPERATES ON PROGRAM START ELECTRONIC BALLASTS ONLY. IF LAMP DOES NOT LIGHT WHEN THE FIXTURE IS TURNED ON, REMOVE LAMP FROM FIXTURE AND CONTACT MANUFACTURER OR A CERTIFIED ELECTRICIAN. THESE DEVICES ARE NOT INTENDED FOR USE WITH EMERGENCY EXIT LIGHTS OR FIXTURES.

INSTRUCTIONS

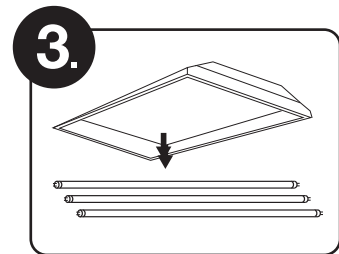


Turn OFF the power to the fixture.



Remove diffuser

In the case that diffuser is present.

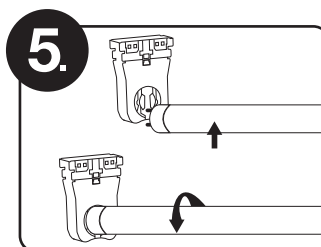


Remove the existing fluorescent lamps from the fixture.

Check that your fluorescent lamp type is listed on the LED T5 label to ensure the LED T5 is the proper replacement.

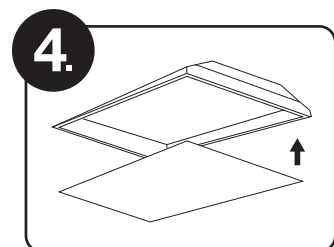


Dispose the existing fluorescent lamps in accordance with government disposal laws and regulations in your area.




Install Bulbrite LED T5 DIRECT lamps.

Ensure that the pins are firmly placed with no movement or shifting in the lampholder.



Replace diffuser

In the case that diffuser is present.



Turn ON power.

