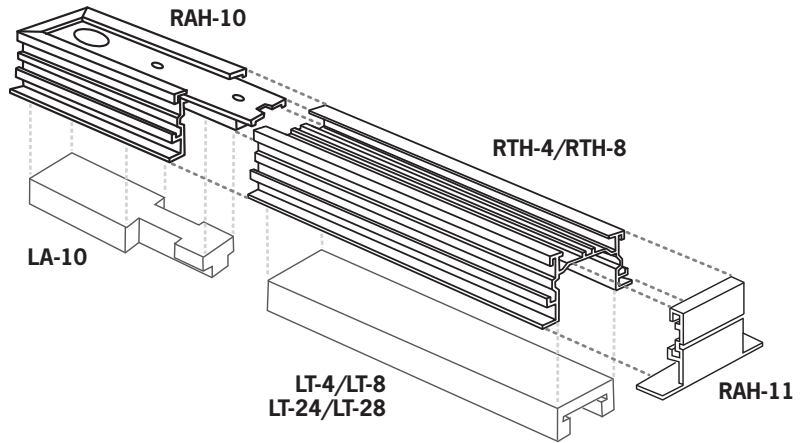


**Specifications/Features**

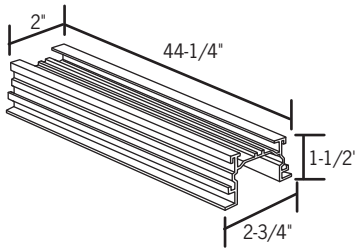
All mounting hardware is provided for installation finishing to drywall or suspended ceilings. Spacers are supplied with RTH-4 and RTH-8 to adjust for thickness of single or 2-circuit track. All finishing surfaces are white enamel. A major feature and benefit of ConTech track and track components are the "can't miss" polarity indicators which work together and assure proper polarity.

Each section of track has a groove incised length-wise into the exposed underside of the track indicating the positive terminal. All connectors and fixture adapters also have an arrow or "P" on their connecting ends indicating their positive terminal. Track, connectors and fixture adapters are designed to fit together easily when polarities are correctly aligned.

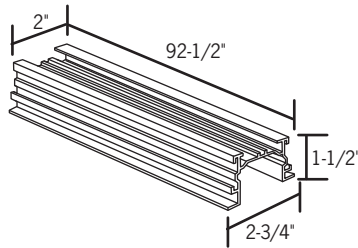
This System is designed for use with 1-circuit or 2-circuit ConTech track. The extruded aluminum housing is mounted into the ceiling cavity which allows for flush installation of the track system to any style of ceiling.



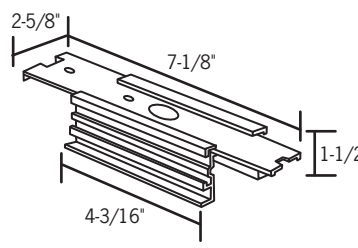
**Recessed Track Housing System**



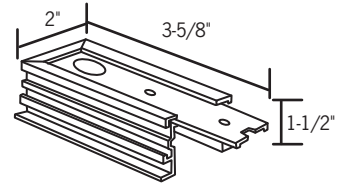
**RTH-4**  
Housing for 4' Track Sections  
Use with LT-4 or LT-24.



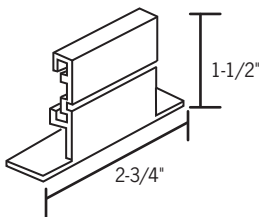
**RTH-8**  
Housing for 8' Track Sections  
Use with LT-8 or LT-28.



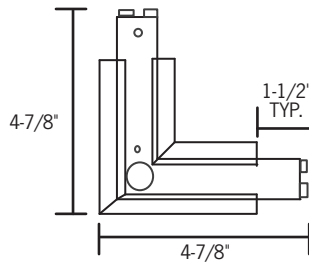
**RAH-2**  
Straight Connector Housing  
Use with LA-12 or LA-212. No connector housing required when using the LA-2 or LA-202 mini connector.



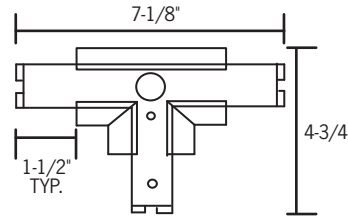
**RAH-10**  
End Feed Housing  
Use with LA-10 or LA-210.



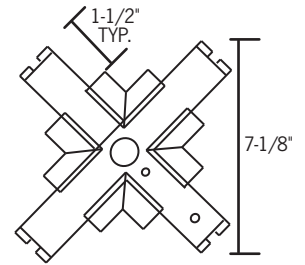
**RAH-11**  
Housing Dead End Piece  
Order one (1) to complete each track run.



**RAH-12**  
"L" Connector Housing  
Use with LA-12 or LA-212.



**RAH-13**  
"T" Connector Housing  
Use with LA-13, LA-14, LA-213 or LA-214.



**RAH-15**  
"X" Connector Housing  
Use with LA-15 or LA-215.