

CROWN WALL

Jehs + Laub

Wall lamps, with modular structure in die-casted aluminum and sandblasted glass diffusers. Structure in aluminum and available in different versions: hand polished glossy, gold plated, or painted in matt white, matt black or gold.



CROWN 2

LAMPING

Source	HALOPIN G9 QT-14
Total power	2x60W
Emission	DIFFUSED
Switching	dimnable, according to bulb
Tension	120V
IP class	20
Dimensions	10.2" x 7.1" x 6.3"
Materials	aluminum + glass
Notes	Bulb included: G9 HALO, G9 LED, KIT Nemo available, square cover plate included
Net lamp weight	3,1 lbs

Codes

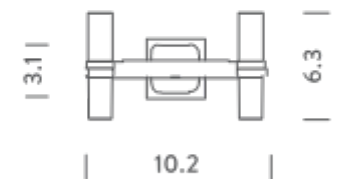
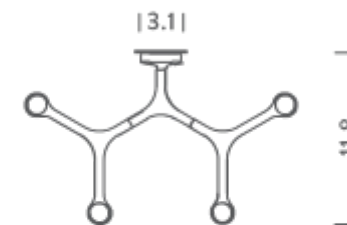
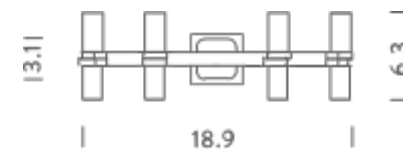
CRO HLW 31
CRO HWW 31
CRO HNW 31
CRO HGW 31
CRO HOW 31
CRO HPW 31

Structure

polished
white
black
gold
gold plated
back plated

PACKAGE

Package 01 Dimension: 15"x21"x 6.3" inches / Gross weight: 4 lbs



CROWN 4

LAMPING

Source	HALOPIN G9 QT-14
Total power	4x60W
Emission	DIFFUSED
Switching	dimnable, according to bulb
Tension	120V
IP class	20
Dimensions	18.9" x 11.8" x 6.3"
Materials	aluminum + glass
Notes	Bulb included: G9 HALO, G9 LED, KIT Nemo available, square cover plate included
Net lamp weight	3,1 lbs

Codes

- CRO HLW 32
- CRO HWW 32
- CRO HNW 32
- CRO HGW 32
- CRO HOW 32
- CRO HPW 32

Structure

- polished
- white
- black
- gold
- gold plated
- back plated

PACKAGE

Package 01 Dimension: 15" x 21" x 6.3" inches / Gross weight: 4 lbs

