

**MODEL NAME** **5004-CC**  
**EXCEL**  
**4-Inch Round Recessed Panel Light**

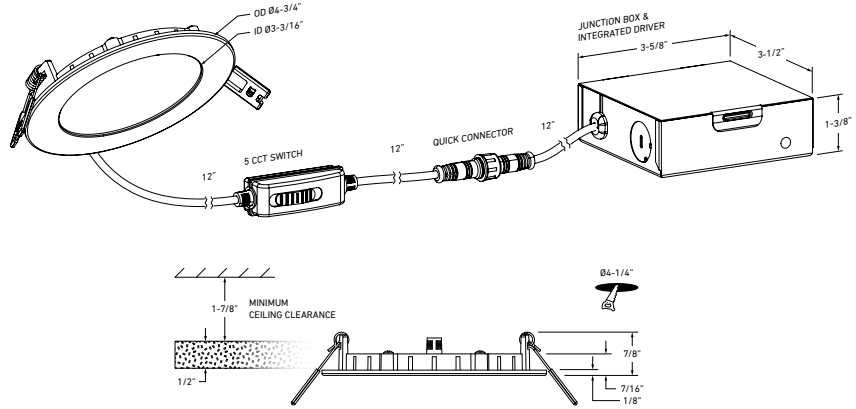
Our new LED Panel lights are more accessible than ever before. The sleek and minimal construction allows for the easiest of installations.



**PROJECT:** \_\_\_\_\_ **TYPE:** \_\_\_\_\_

**DATE:** \_\_\_\_\_ **QTY:** \_\_\_\_\_

**NOTES:**

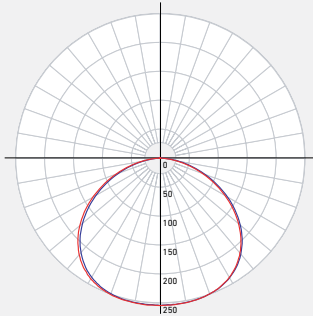


**QUICK SPECS**

SIZE	WATTS	DELIVERED LUMENS*	COLOR °T 5CCT	CRI	VOLTAGE	BEAM ANGLE	FINISH
4"	11W	770lm	2700K 3000K 3500K 4000K 5000K	80	120V	110°	<input type="radio"/> White <input type="radio"/> Satin Nickel <input type="radio"/> Black

\*Lumen output measured at 3000K

**LIGHT DISTRIBUTION**



**CONSTRUCTION**

<b>Lens</b> Frosted	<b>Type of optics</b> Flat lens	<b>Type of LED</b> Edge-lit SMD
<b>Lens material</b> Acrylic	<b>Housing material</b> Cast aluminum	<b>Cut hole size</b> 4-1/4"

**RATINGS**

<b>Placement</b> Indoor/Outdoor	<b>Lifespan</b> 35,000 hrs.	<b>FT rating</b> FT4
<b>Location</b> Wet	<b>Certifications</b> ETL, FCC, ICES, ES IC, ASTM E283-04, T24	<b>Operating temperature</b> -20° to 40° C

**WHAT'S IN THE BOX**

- LED recessed fixture
- Junction box
- Push-in wire connectors
- Mounting hardware
- Instruction sheet

**ACCESSORIES**

- RFP-UNI**  
Universal Drilling Plate
- RFP-46**  
Drilling Plate
- REC-PT4-BK**  
Panel Trim in Black
- REC-PT4-BB**  
Panel Trim in Brushed Brass
- REC-PT4-SN**  
Panel Trim in Satin Nickel

**ADAPTERS**

- REC-EXT108**  
108" extension cord for recessed fixtures
- REC-EXT230**  
230" extension cord for recessed fixtures



<b>ELECTRICAL DETAILS</b>	<b>Input voltage</b> 108-132V	<b>Output current</b> 250mA	<b>Power factor</b> 98%	<b>Driver type</b> Constant current
	<b>Output voltage</b> 30-46V	<b>LED model #</b> 2835	<b>THD harmonic distortion</b> <30%	<b>Binning type</b> 3 SDCM

<b>FEATURES</b>	Every fixture includes a junction box with an integrated driver	Superior LED performance and lifespan	Minimal heat emission	Very low profile
	Can be daisy chained	Smooth 360° wide spread	Frosted lens Edge lit technology	Switch-selectable CCT: 2700K/ 3000 K/ 3500 K/ 4000 K/ 5000 K

**WARRANTY** DALs offers a 5-year warranty from the date of purchase which covers repairs or replacement of defective parts of the housing, optics, and electronics. To contact DALs customer service call 1-877-430-1818 or send an e-mail to [info@dals.com](mailto:info@dals.com).

**RECOMMENDED DIMMER LIST\***

BRAND	MODEL #	DIMMER SPECS	GRADE	DIMMING RANGE (%)	MAX LOAD
Dals	SM-DIMSW Smart Dimmer	Triac, 250W LED/CFL	Compatible	Min: 7 / Max: 100	22
Lutron	DVCL-153PR-WH-C	Triac, 150 W Dimmable CFL/LED	Compatible	Min: 6 / Max: 100	13
Lutron	CTCL-153PDH-WH-C	Triac, 150 W Dimmable CFL/LED	Compatible	Min: 5 / Max: 100	13
Lutron	STCL-153PH-WH-C	Triac, 150 W Dimmable CFL/LED	Compatible	Min: 1 / Max: 100	13
Lutron	DVWCL-153PH-WHC	Triac, 150 W Dimmable CFL/LED	Compatible	Min: 5 / Max: 100	13
Lutron	MACL-153MRHW-WHC	Triac, 150 W Dimmable CFL/LED	Compatible	Min: 1 / Max: 100	13
Lutron	DVELV-300P-WH	300W electronic low voltage dimmer	Compatible	Min: 10 / Max: 100	27
Lutron	MA-PRO-WH	ELV, 250W LED/CFL	Compatible	Min: 2 / Max: 100	22
Lutron	Caseta PD-6WCL-WH-R-C	Triac, 300W Dimmable CFL/LED	Compatible	Min: 1 / Max: 100	27
Lutron	Caseta PD-5NE-WH-C	ELV, LED—up to 250 W	Compatible	Min: 4 / Max: 100	22
Lutron	Caseta PD-10NXD-WH	Triac, LED—up to 250 W	Compatible	Min: 1 / Max: 100	22
Leviton	6672-1LW	Triac, 150W Dimmable CFL/LED	Compatible	Min: 17 / Max: 100	13
Leviton	DSM10	Triac, 450W Dimmable CFL/LED	Compatible	Min: 17 / Max: 100	40
Leviton	6674	Triac, 150 W Dimmable CFL/LED	Compatible	Min: 11 / Max: 100	13
Leviton	IPL06-10Z	Triac, 150 W Dimmable CFL/LED	Compatible	Min: 18 / Max: 100	13
Leviton	DSL06-752	Triac, 150 W Dimmable CFL/LED	Compatible	Min: 17 / Max: 100	13
Leviton	D26HD-742-1RW	Triac, 300W LED/CFL	Compatible	Min: 10 / Max: 100	27
Legrand	RHCL453PNICCV4	Triac, 450W Dimmable CFL/LED	Compatible	Min: 11 / Max: 100	40
Legrand	ADTP703TUM4	Triac, 450W Dimmable CFL/LED	Compatible	Min: 17 / Max: 100	40
Legrand	ADPD453LM2	Triac, 450W Dimmable CFL/LED	Compatible	Min: 38 / Max: 100	40
Legrand	RHL373PW	Triac, 250W LED	Compatible	Min: 6 / Max: 100	22
Control 4	C4-APD120-WH	ELV, 120W LED	Compatible	Min: 2 / Max: 100	10
Control 4	C4-FPD120-WH	Triac, 200W LED	Compatible	Min: 2 / Max: 100	18

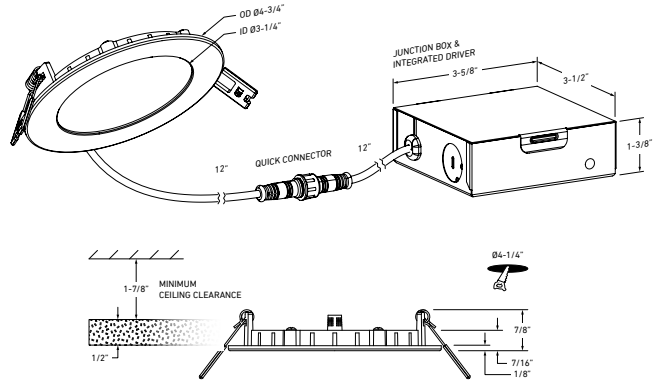
\* Minimal buzzing noise may occur with some dimmers

**MODEL NAME** **5004-DW**  
**EXCEL**  
**4" Round Panel Light With Dim-To-Warm Technology**

Our new LED Panel lights are more accessible than ever before. The sleek and minimal construction allows for the easiest of installations.



<b>PROJECT:</b>	<b>TYPE:</b>
<b>DATE:</b>	<b>QTY:</b>
<b>NOTES:</b>	

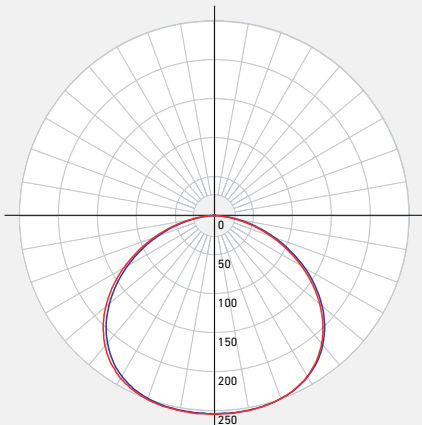


**QUICK SPECS**

SIZE	WATTS	DELIVERED LUMENS*	COLOR °T	CRI	VOLTAGE	BEAM ANGLE	FINISH
4"	11W	850lm	3000K-2200K	80	120V	110°	○ White

\*Lumen output measured at 3000K

**LIGHT DISTRIBUTION**



<b>CONSTRUCTION</b>	<b>Lens</b> Frosted	<b>Type of optics</b> Flat lens	<b>Type of LED</b> Edge-lit SMD
	<b>Lens material</b> Acrylic	<b>Housing material</b> Cast aluminum	<b>Cut hole size</b> 4-1/4"

<b>RATINGS</b>	<b>Placement</b> Indoor/Outdoor	<b>Lifespan</b> 35,000 hrs.	<b>FT rating</b> FT4
	<b>Location</b> Wet	<b>Certifications</b> ETL, FCC, ICES, ES IC, ASTM E283-04, T24	<b>Operating temperature</b> -20° to 40° C

**WHAT'S IN THE BOX**

- LED recessed fixture
- Junction box
- Push-in wire connectors
- Mounting hardware
- Instruction sheet

**COMPATIBLE ACCESSORIES**

**RFP-UNI**  
Universal Drilling Plate For 2", 3", 4" and 6" fixtures

**RFP-46**  
Drilling plate for 4" and 6" fixtures

**COMPATIBLE ADAPTERS**

**REC-EXT108**  
108" extension cord for recessed fixtures

**REC-EXT230**  
230" extension cord for recessed fixtures



**ELECTRICAL  
DETAILS**

**Input voltage**  
108-132V

**Output current**  
250mA

**Power factor**  
96%

**Driver type**  
Constant current

**Output voltage**  
30-46V

**LED model #**  
2835

**THD harmonic  
distortion**  
<30%

**Binning type**  
3 SDCM

**FEATURES**

Every fixture includes a junction box with an integrated driver

Superior LED performance and lifespan

Minimal heat emission

Very low profile

Can be daisy chained

Smooth 360° wide spread

Frosted lens

Dim-to-warm technology, dims from 3000 K to 2200 K to mimic incandescent light

Edge lit technology

**WARRANTY**

DALS offers a 5-year warranty from the date of purchase which covers repairs or replacement of defective parts of the housing, optics, and electronics. To contact DALS customer service call 1-877-430-1818 or send an e-mail to [info@dals.com](mailto:info@dals.com).

**RECOMMENDED DIMMER LIST\***

BRAND	MODEL #	DIMMER SPECS	GRADE	DIMMING RANGE (%)	MAX LOAD
Lutron	DVELV-300P-WH	300W electronic low voltage dimmer	Compatible	Min: 8 / Max: 88	27
Lutron	MA-PRO-WH	ELV, 250W LED/CFL	Compatible	Min: 2 / Max: 100	22
Lutron	Caseta PD-5NE-WH-C	ELV, LED—up to 250 W	Compatible	Min: 3 / Max: 100	22
Control 4	C4-APD120-WH	ELV, 120W LED	Compatible	Min: 0 / Max: 100	10

\* Minimal buzzing noise may occur with some dimmers