



ULV36

36 WATT-24 VOLT | CLASS 2 SUPPLY

Fixture Type: _____

Project: _____

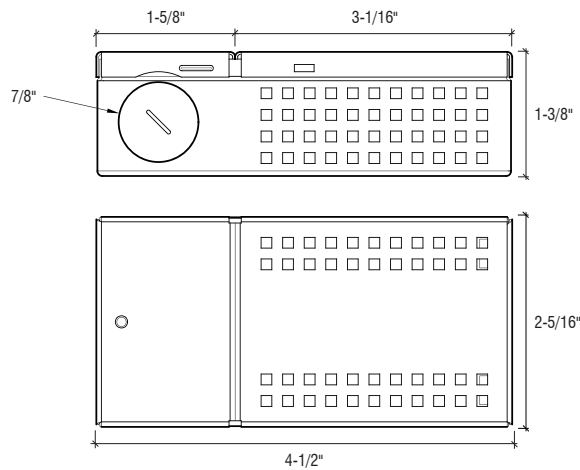
Location: _____

PRODUCT FEATURES

- 431 Hz/Flicker-free Dimming Down to 5%
- Incandescent, ELV, MLV, or 0-10V Dimming
- Protections: Short Circuit/Over Current/Over Voltage
- Free Air Convection Cooling
- Suitable for Dry/Damp Location
- UL-Listed Class 2

SPECIFICATIONS

Model	ULV36
Input Voltage	100-277 VAC
Output Voltage	24 VDC / Constant Voltage
Max. Wattage	36 W
Temp Range	-20°F - 158°F
Dimensions W x H x D	4-1/2" x 2-5/16" x 1-3/8"
Classification	Class 2



Conforms to ANSI/UL Standard 2108
Certified to CAN/CSA Standard C22.2 No. 250.0





ULV36

36 WATT-24 VOLT | CLASS 2 SUPPLY



MODEL LIST

Model Name	Rated Input Voltage	Rated Output Power	Rated Output Voltage	Output Current	Note
ULV36	120-277 VAC	36W	24VDC	0-1500 mA × 2	
	120 VAC (Phase Cut Dimming)				

SPECIFICATION

Parameters	Symbols	Test Conditions / Comment	Min	Typ	Max	Units
INPUT						
Input Voltage	V _{IN}		108		305	VAC
Rated Input Voltage	V _{IN RATED}	Phase Cut Dimming		120		VAC
		No Phase Cut Dimming	120		277	VAC
Input Frequency	f _{line}		47	50/60	63	Hz
Input Current	I _{IN}	Full Load, V _{IN} = 120 VAC			0.40	A
		Full Load, V _{IN} = 230 VAC			0.20	A
		Full Load, V _{IN} = 277 VAC			0.18	A
GENERAL CHARACTERISTICS						
Power Factor	PF	30% – 100% Load, V _{IN} = 120 VAC	0.95			PF
		50% – 100% Load, V _{IN} = 230 VAC	0.9			PF
		70% – 100% Load, V _{IN} = 277 VAC	0.9			PF
Total Harmonic Distortion	THD	30% – 100% Load, V _{IN} = 120 VAC			20	%
		50% – 100% Load, V _{IN} = 230 VAC			20	%
		70% – 100% Load, V _{IN} = 277 VAC			20	%
Efficiency	η	Full Load, V _{IN} = 120 VAC	82	83		%
		Full Load, V _{IN} = 230 VAC	83	83.5		%
		Full Load, V _{IN} = 277 VAC	83	83.5		%
Turn On Delay Time	T _{on_delay}	Cold Start, No Dimmer		0.3	0.5	S
Leakage Current	I _{Leakage}	V _{IN} = 277 VAC / 60Hz			0.5	mA
OUTPUT						
Output Voltage	V _{OUT}	No Dimming	22.8	24	24.7	V
Output Current	I _{OUT}		0		1500	mA
Line Regulation	I _{OUT-LINE}				1	%
Load Regulation	I _{OUT-LOAD}				1	%
Ripple Voltage	I _{OUT-RIPPLE}	Full Load, (pk-to-pk) / (2 × Average)			10	%
Output Voltage Overshoot	I _{OVERSHOOT}	Power ON			5	%
0-10V OR RESISTOR DIMMING						
The 0-10V or resistor dimming is a dimming manner that can be used to dim the output voltage via a standard commercial wall dimmer (0-10VDC) or an external control voltage source (0-10VDC) or external resistor.						
The dimming range is 100% V _{OUT} to 5% V _{OUT} . When V _{DIM} is 8-10VDC, the output voltage maintains 100% V _{OUT} , and when V _{DIM} is below 0.6V, the output voltage is 5% V _{OUT} .						
Absolute Maximum Voltage on 0-10V Pin	V _{DIM}		-2		15	V
Source Current on 0-10V Dimming Pin	I _{DIM}			100		μA
V _{DIM} Voltage for Full Bright	V _{DIM-MAX}		8			V
Output Duty Cycle	D _{0-10V}	PWM Output	5		100	%



ULV36

36 WATT-24 VOLT | CLASS 2 SUPPLY



SPECIFICATION (CONT.)

Parameters	Symbols	Test Conditions/Comment	Min	Typ	Max	Units
PWM DIMMING						
The PWM dimming is a dimming manner that can be used to dim the output voltage via the duty cycle of PWM signal.						
The dimming range is 100% V_{OUT} to 5% V_{OUT} . When the duty cycle is 80% to 100%, the output voltage reaches 100% V_{OUT} , and the output voltage maintains 5% V_{OUT} when the duty cycle below 6%.						
PWM Frequency	f _{PWM}		0.1		1	KHz
High Level Voltage of PWM Signal	V _{PWM-High}		8	10	12	V
Lower Level Voltage of PWM Signal	V _{PWM-Low}		0		1	V
Output Duty Cycle	D _{PWM}	PWM Output	5		100	%
TRIAC DIMMING						
The unit is compatible with leading-edge and trailing-edge dimmer.						
Input Voltage	V _{IN-TRIAC DIM}			120		VAC
Output Duty Cycle	D _{TRIAC}	PWM Output	0	-	100	%
Suggest Load Range	P _{Suggest}	V _{IN} = 120 VAC	5		36	W
PROTECTION						
Over Voltage Protection	V _{ovp}	Latch Off Mode			30	V
Over Temperature Protection	T _{otp}	If the case temperature exceeds OTP point, the output voltage of the driver is automatically reduced.	100	105	110	°C
Short Circuit Protection		It will recover automatically after fault conditions is removed.				
ENVIRONMENT						
Storage Temperature	T _{Storage}	Humidity: 5% RH to 95% RH	-40	-	+85	°C
Operating Relative Humidity	H _a	Non Condensing	10		90	%
OTHERS						
Life Time	T _{Life}	Full Load, 120 VAC Input, 50 °C Case Temperature	50			kHrs
MTBF	T _{MTBF}		200			kHrs
Dimension L × W × H	68 mm × 40 mm × 26 mm (2.68" × 1.57" × 1.02")					
SAFETY COMPLIANCE						
UL Listed	UL8750 Compliance to UL1310 Class 2, CSA-C22.2 No. 107.1					
EMC COMPLIANCE						
FCC Part 15B	Conducted Emission Test and Radiated Emission Test					
Note: Unless otherwise specified, all the above parameters are measured at ambient temperature of 25 °C and V _{IN} = 100-277 VAC.						



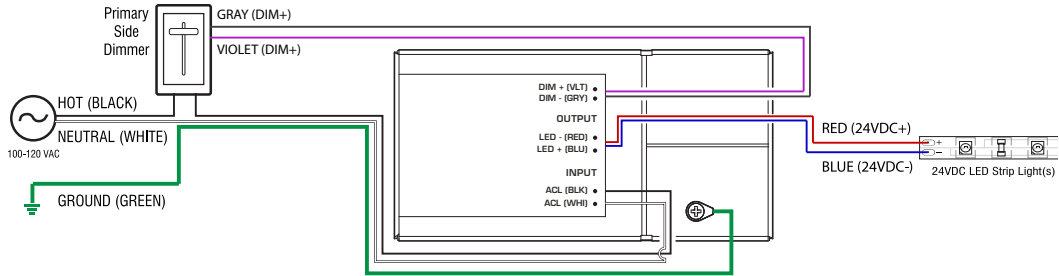
ULV36

36 WATT-24 VOLT | CLASS 2 SUPPLY

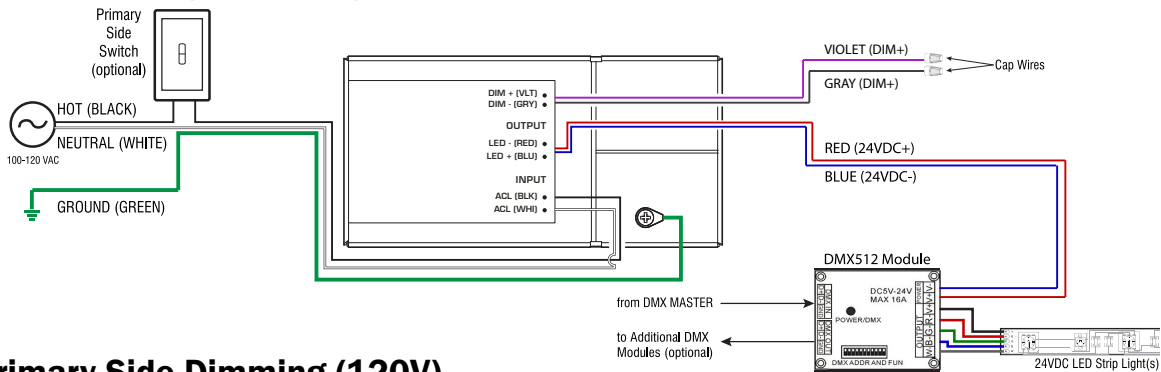


TYPICAL APPLICATION

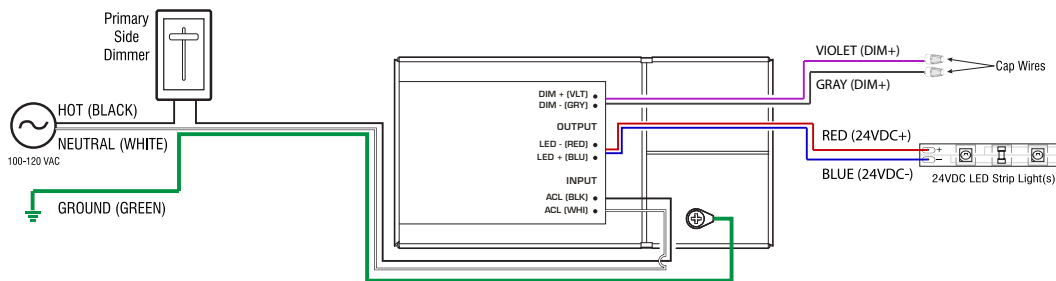
0-10V Dimming (120-277V)



DMX Control (120-277V)



Primary Side Dimming (120V)



Primary Side Switching (120-277V)

