



TV LED - INDOOR/ OUTDOOR

REV.09.18.17

DESIGNED BY GREGORY KAY | MADE IN USA



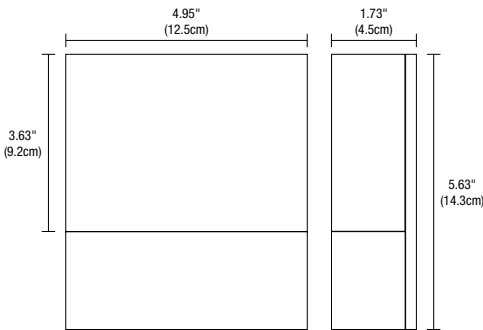
TV-W-L1-ELV-SA



TV-W-L1-ELV-WH



TVC-W-L1-ELV-SA
Custom Design
Minimum order of 50 required



Description

The geometric TV wall sconce provides intense light with warm white LEDs. IP 65 rated for indoor and outdoor applications, the fixture features a satin aluminum or white base with clear UV stable diffuser. For custom engraved diffuser versions (TVC), send the desired artwork to design@PureEdgeLighting.com. Each custom design requires a minimum order of 50 pieces. ADA compliant. Fixture includes 5 year warranty.

Finish

- Satin Aluminum
- White

Lamp Specification

- 7.95 Total Watts (LED and power supply),
- 12VAC LED, 2972K, 85CRI, 329 lumens,
- 41 lumens per watt; 96.64% lumen maintenance projection at 25°C ambient

Dimming

- Constant current 700 mA driver - Dimmable with low voltage electronic dimmer. Lutron: Diva #DVELV-300P; Skylark #SELV-300P; Maestro #MAELV-600 are recommended.

Weight

- 4 lb (1.80 kg)

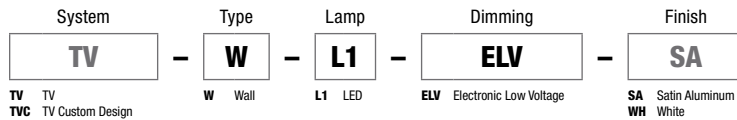
LED lighting facts
A Program of the U.S. DOE

Light Output (Lumens)	329
Watts	7.95
Lumens per Watt (Efficacy)	41
Color Accuracy Color Rendering Index (CRI)	85
Light Color Correlated Color Temperature (CCT)	2972 (Warm White)
LED Lumen Maintenance Projection at 25,000 Hours at 25°C Ambient*	96.64%
Warranty**	Yes

All results, except LED Lumen Maintenance, are according to IESNA LM-79-2008 Approved Method for the Electrical and Photometric Testing of Solid State Lighting. The U.S. Department of Energy (DOE) verifies product test data and results.

* Based on TM-21 projections for the light source.
** See www.lightingfacts.com/products for details.

Registration Number: EJLA-SAAORE (18/2013)
Model Number: TV-W-010-L1-XX
Type: Outdoor decorative fixture



PROJECT		FIXTURE TYPE		DATE	
---------	--	--------------	--	------	--

TV LED - INDOOR/OUTDOOR

CUSTOM ENGRAVING ARTWORK SUBMISSION GUIDELINES

REV.10.15.15

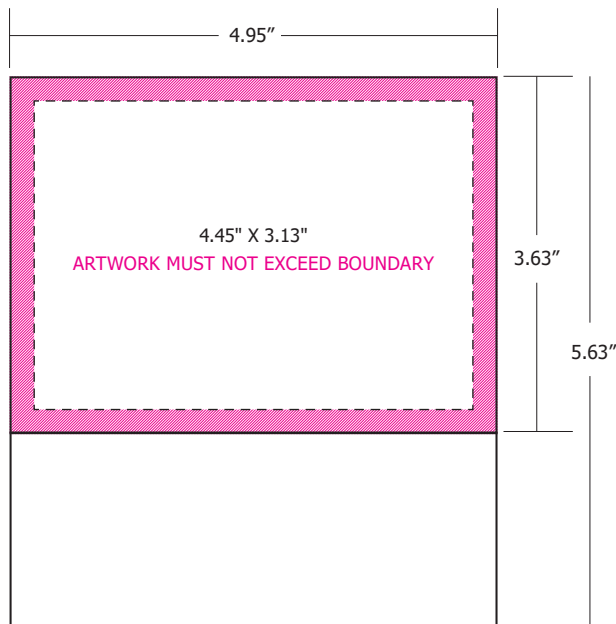
Please follow these guidelines when submitting files in order to ensure the best quality for your work.

Please submit camera-ready (vector) artwork.

Camera-ready artwork should be in black and white, with a minimum resolution of 300 dpi. Vector graphics can be easily resized/scaled to fit the engraving area with no loss of quality or resolution.

Artwork that is not camera-ready or submitted in non-digital format may require additional touch-up, scanning, or conversion to the proper format.

For instance, low resolution printed artwork or low resolution artwork submitted in bitmap format would require conversion to vector format.



Preferred File Formats

.AI, .EPS, .DWG, .DXF

Accepted File Formats - Additional charges may apply

.TIF, .JPG, .PDF, .BMP, .PSD

Example



Submitted artwork may contain thin lines and/or reverses which may not reproduce correctly when engraved. We reserve the right to make slight adjustments to artwork or text in order to make suitable for our engraving process. Submitted artwork and logos are assumed to be in full compliance with trademark and copyright laws.