


SS5 TUNABLE WHITE SOFT STRIP

REV.03.28.18

DESIGNED BY GREGORY KAY | MADE IN USA



Description: SS5C Tunable White Soft Strip provides variable color temperatures of commercial-grade 90+CRI light. The Soft Strip can be controlled to operate at either 2000K or 4000K, or any color temperature in between. Set the mood by dialing in the desired color temperature to simulate different light sources. The 1/2" wide flexible copper strip, with optically clear protective coating is sold in 1 foot increments up to 20 feet and may be cut every 2.4 inches. Snap & Light Power Connector is required and is sold separately (pages 6-7). Additional Snap & Light Connectors (pages 6-7) are also available for making turns and custom configurations. At only 4.8 system watts per foot, the 24 volt system uses an electronic low-voltage, 0-10V or DMX (RGB) power supply (sold separately). The system can be controlled with a variety of dimmers or controllers (sold separately). Some unfinished surfaces may require screw-in mounting clips (sold separately). Soft Strip is compatible with solderless Snap & Light Connectors. Includes a 5 year warranty.

Applications: Indoor/Damp Location - Task lighting, inside/under/above cabinet, bathroom, changing room, office work stations, wine racks, shelves, accent and toe kicks. ETL listed to conform to UL 2108 for closet and under-cabinet applications.

Lamp:

LED	CRI	Power per Ft (Watts)	Total Output, Lumens per Watt	Total Output, Lumens per Foot	Maximum Length	Cut Every	Lamp Life (Hours)	Dimming
Tunable White* 2000K+4000K (3000K)	90+	4.8	80	384	20 ft	2.4 inches	50,000	ELV/010/DMX
2000K	90+	2.4	71	170	20 ft	2.4 inches	50,000	ELV/010/DMX
4000K	90+	2.4	95	227	20 ft	2.4 inches	50,000	ELV/010/DMX

*When both the 2000K & 4000K Soft Strips are on at full power, light output equals 3000K

Maximum Length of Each Color Before Refeeding: 20 Ft

LENGTH IN FEET	WATTS PER COLOR
1	3
2	5
3	8
4	10
5	13
6	15
7	18
8	20
9	23
10	25
11	28
12	30
13	33
14	35
15	38
16	40
17	43
18	45
19	48
20	50

24VDC Power Supply (sold separately):

(2) **PS-40W-ELV-24VDC** 120VAC input, 40 watt output (minimum 8ft without flickering w/S2-L-_)

PSB-2X60W-ELV-24VDC 120VAC input, 2x60 watt output

PSB-2X100W-ELV-24VDC 120VAC input, 2x96 watt output

PSB-4X100W-ELV-24VDC 120VAC input, 4x96 watt output

PSB-2X96W-010-24VDC 120-277VAC input, 2x96 watt output

PSB-4X96W-010-24VDC 120-277VAC input, 4x96 watt output

PSB-100W-24VDC-2XK 120-277VAC input, 100 watt output

PSB-2X100W-24VDC-2XK 120-277VAC input, 2x100 watt output

PSB-3X100W-24VDC-2XK 120-277VAC input, 3x100 watt output

PSB-4X100W-24VDC-2XK 120-277VAC input, 4x100 watt output

Dimming & Controls: ELV power supplies dim with 2 ELV dimmers: Legrand, Adorne ADTP703TU; Lutron: Diva DVELV-300P, Skylark SELV-300P, Maestro MAELV-600, Radio Ra 2 and Skylark Dual Incandescent Dimmer S2-L-_. RGB power supplies use CDMX1-2XK, CDP or CTP controllers. 010 power supplies use 0-10V dimmer: Philips Sunrise SR1200ZTUNV.

Mounting Straps & Clips: (see page 6)

SS-SU

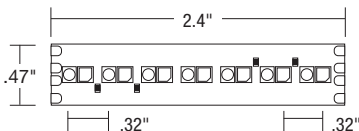
Use U-Strap every 6 to 12 inches for extra support (30 per package).

SS-ST

Use Tie Strap every 6 to 12 inches for extra support (30 per package).

SS-MCL

Mounts beneath strip, snapping it in place for additional support (10 per package).



System	Voltage	Length in Feet	Color Temperature
SS5C	24V	20	2K4K
<small>SS5C Soft Strip Commercial 4.8W per Foot</small>	<small>24V 24 Volt</small>	<small>Sold in 1 ft increments up to 20ft (Example 20=20')</small>	<small>2K4K Tunable White 2000K-4000K</small>

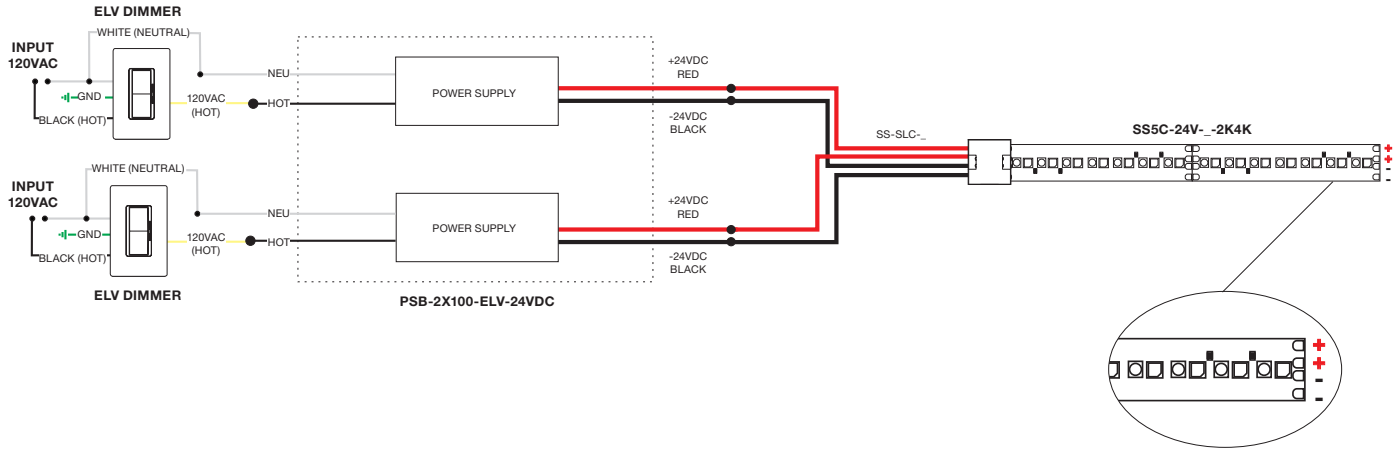
PROJECT	FIXTURE TYPE	DATE	
---------	--------------	------	--

SS5 TUNABLE WHITE SOFT STRIP

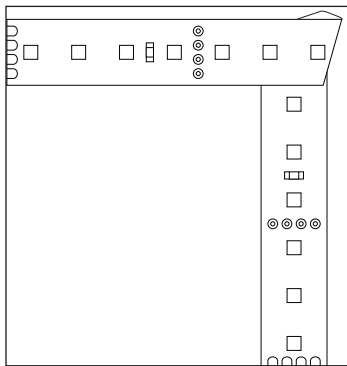
REV.03.28.18

DESIGNED BY GREGORY KAY | MADE IN USA

- Application:** Electronic low-voltage dimming for SS5C Tunable White Soft Strip
- Power Supply:** PSB-2x100W-ELV-24VDC 2x100 Watt, 120 Volt Input, 24VDC Output
- Dimming:** Dims with 2 ELV dimmers: Legrand, Adorne ADTP703TU; Lutron: Diva DVELV-300P, Skylark SELV-300P, Maestro MAELV-600 and Radio Ra 2 (recommended).



STRIP DOES NOT BEND 90°



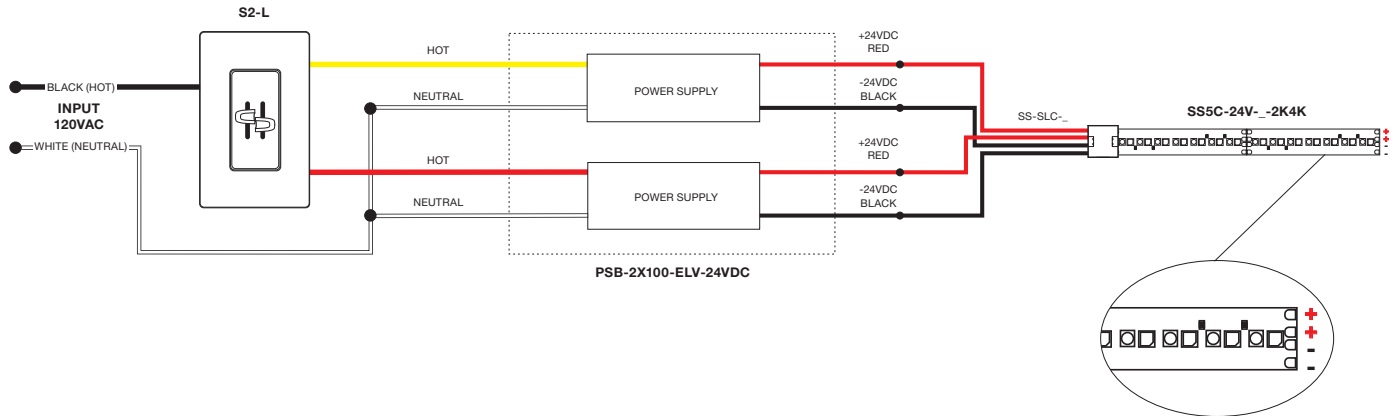
PROJECT		FIXTURE TYPE		DATE	
---------	--	--------------	--	------	--

SS5 TUNABLE WHITE SOFT STRIP

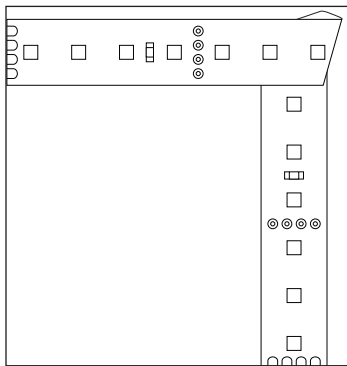
REV.03.28.18

DESIGNED BY GREGORY KAY | MADE IN USA

- Application:** Dual dimming for SS5C Tunable White Soft Strip
- Power Supply:** PSB-2x100W-ELV-24VDC 2x100 Watt, 120 Volt Input, 24VDC Output
- Dimming:** Dims with dual dimmer: Lutron, Skylark S2-L_



STRIP DOES NOT BEND 90°



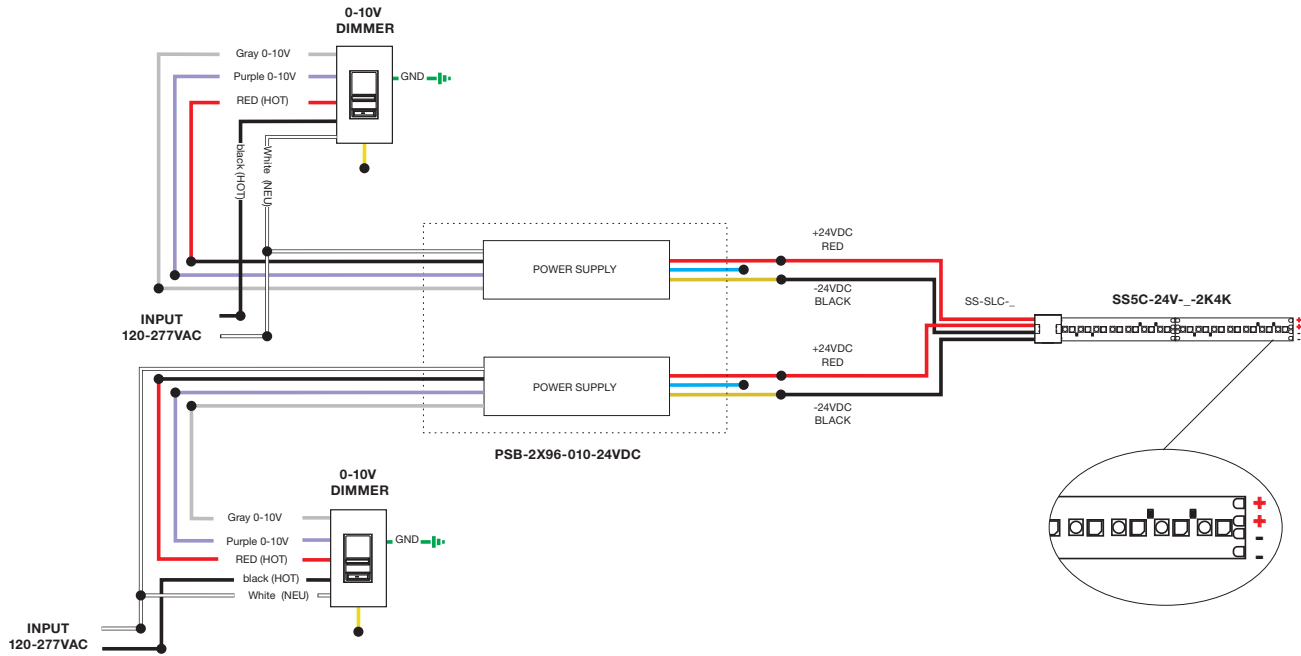
PROJECT		FIXTURE TYPE		DATE	
---------	--	--------------	--	------	--

SS5 TUNABLE WHITE SOFT STRIP

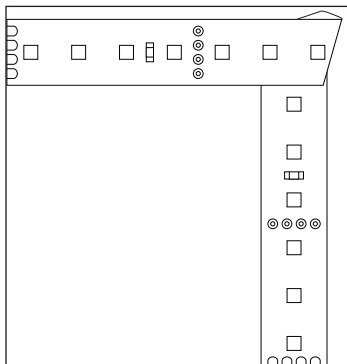
REV.03.28.18

DESIGNED BY GREGORY KAY | MADE IN USA

- Application:** Electronic low-voltage dimming for SS5C Tunable White Soft Strip
- Power Supply:** PSB-2x96W-010-24VDC 2x96 Watt, 120-277VAC input, 24VDC Output
- Dimming:** Dimmable with 0-10V dimmer using power supply above.
Philips Sunrise SR1200ZTUNV, 0-10V dimmer recommended.



STRIP DOES NOT BEND 90°



PROJECT		FIXTURE TYPE		DATE	
---------	--	--------------	--	------	--

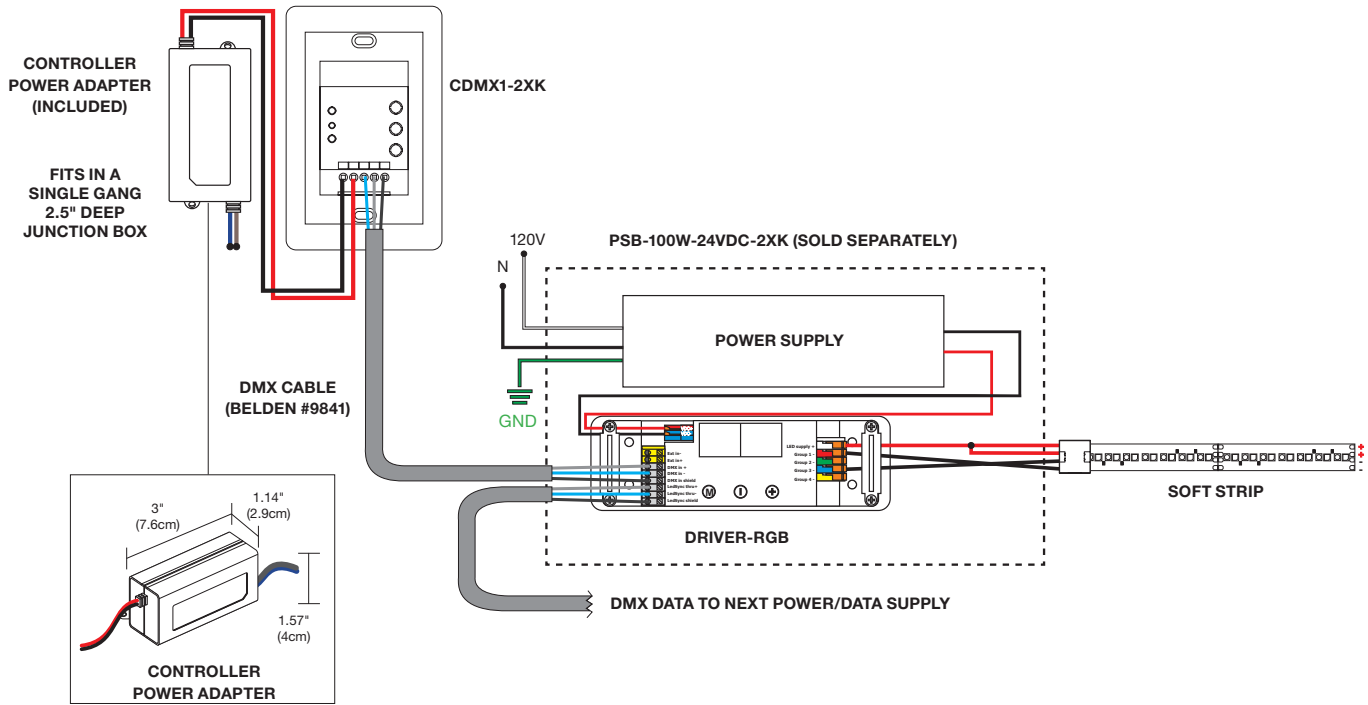
SS5 TUNABLE WHITE SOFT STRIP

REV.03.28.18

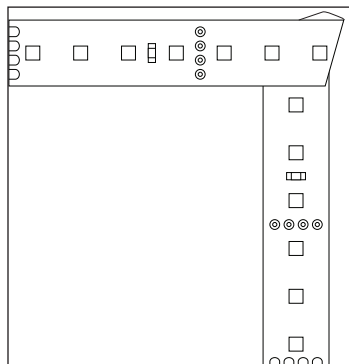
DESIGNED BY GREGORY KAY | MADE IN USA

Application: DMX Control options SS5C Tunable White Soft Strip

Power Supply with DMX Driver: PSB-100W-24VDC-2XK 100 Watt, 120 Volt Input, 24VDC Output



STRIP DOES NOT BEND 90°



PROJECT		FIXTURE TYPE		DATE	
---------	--	--------------	--	------	--


SS5 TUNABLE WHITE SOFT STRIP

REV.03.28.18


DESIGNED BY GREGORY KAY | MADE IN USA




Cut in middle of joining contacts



Scrape protective coating from contacts



Place the Strip end under the plastic guide and push under the snap contacts.



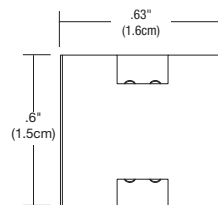
Close the cover



Snap the cover to secure in place

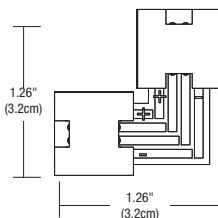
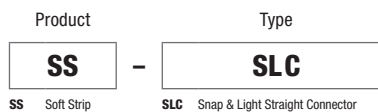
Snap & Light Accessories

Snap & Light Accessories provide easy connection of white or RGB Soft Strip sections. The do-it-yourself accessories — without limitations— allow cutting and rejoining of Soft Strip at any point. The accessories attach to the end of Soft Strip, secure the Strip and snap shut to lock it into place. Snap & Light Accessories ensure a tightly sealed connection, while the gold plated pins provide better connectivity without oxidation.



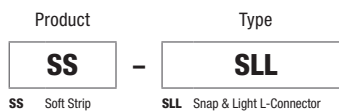
Snap & Light Straight Joiner Connectors

Snap & Light Straight Joiner Connectors join two cut sections of white or RGB Soft Strip end to end.



Snap & Light L-Connectors

Snap & Light L-Connectors join and conduct power to two sections of white or RGB Soft Strip in an L-shape.

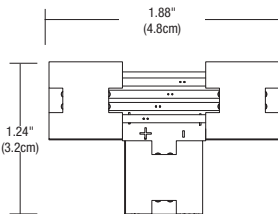


PROJECT	FIXTURE TYPE	DATE
---------	--------------	------

SS5 TUNABLE WHITE SOFT STRIP

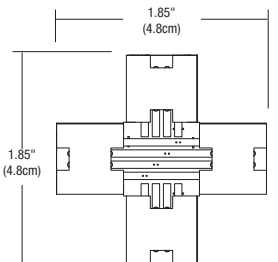
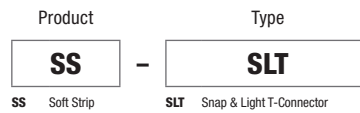
REV.03.28.18

DESIGNED BY GREGORY KAY | MADE IN USA



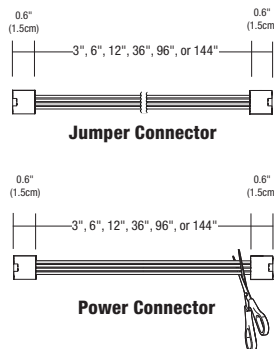

Snap & Light T-Connectors

Snap & Light T-Connectors join and conduct power to three sections of white or RGB Soft Strip in a T-shape.



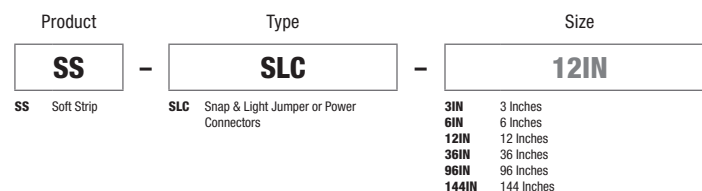
Snap & Light X-Connectors

Snap & Light X-Connectors join and conduct power to four sections of white or RGB Soft Strip in an X-shape.



Snap & Light Jumper or Power Connectors

Snap & Light Jumper or Power Connectors join two cut sections of white or RGB Soft Strip end-to-end. Cut and strip the connector wires to use as a Power Connector.

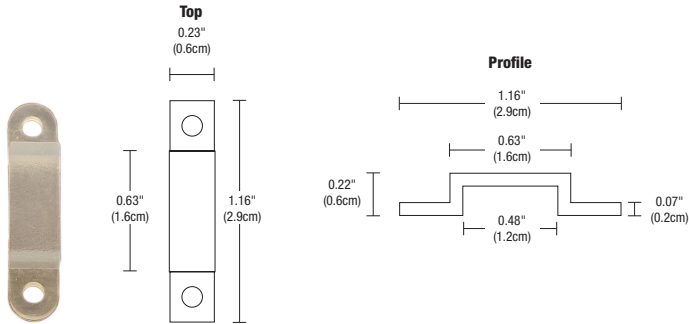


PROJECT	FIXTURE TYPE	DATE
---------	--------------	------

SS5 TUNABLE WHITE SOFT STRIP

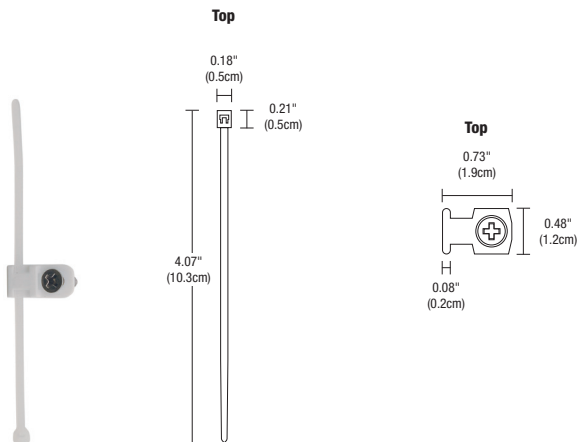
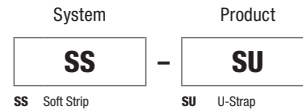
REV.03.28.18

DESIGNED BY GREGORY KAY | MADE IN USA



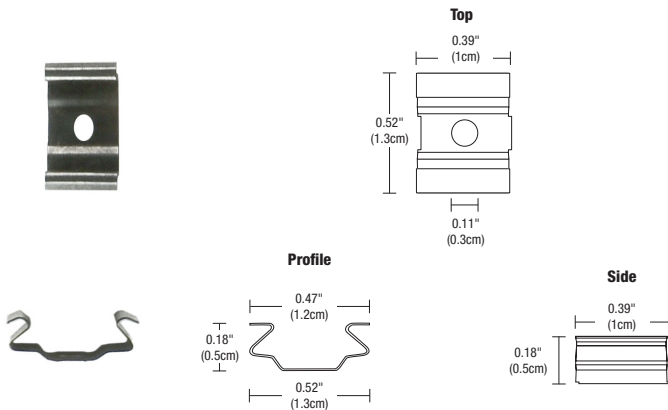
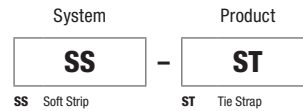
Soft Strip U Strap

Use U-Strap every 6 to 12 inches for extra support (30 per package).



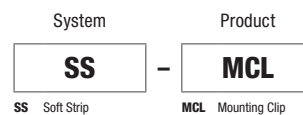
Soft Strip Tie Strap

Use Tie Strap every 6 to 12 inches for extra support (30 per package).



Soft Strip Mounting Clip

Screw In Mounting Clip mounts beneath strip, snapping the Strip into place for additional support (10 per package).



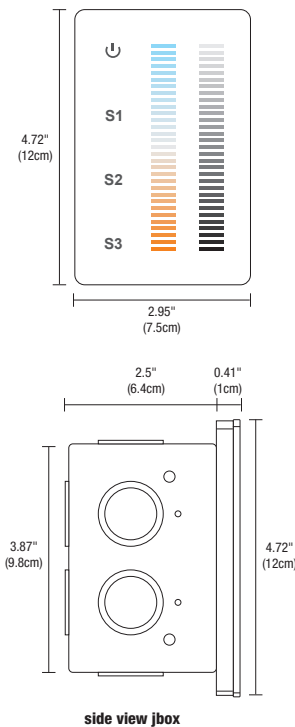
PROJECT	FIXTURE TYPE	DATE
---------	--------------	------

SS5 TUNABLE WHITE SOFT STRIP

REV.03.28.18

DESIGNED BY GREGORY KAY | MADE IN USA

Tunable White Touch Controller



Description:

The Tunable White Touch Controller is a full-touch controller that offers fast and accurate color temperature adjustment and independent brightness dimming of a single zone. Designed for tunable white and dual-color LED installations, this controller adjusts color temperature and brightness for warm and cool white LEDs. It also saves 3 preset scenes. Independent smooth dimming with 256 level brightness adjustment enables the DMX controller to achieve many colors within the full LED spectrum. Controller includes a power adapter that fits in junction box (not included) behind the controller. It contains an illuminated back light when powered off.

Applications:

Indoor

Installation:

Fits in a single gang 2.5 inch deep junction box, not to be used with a multi gang box

Power Input:

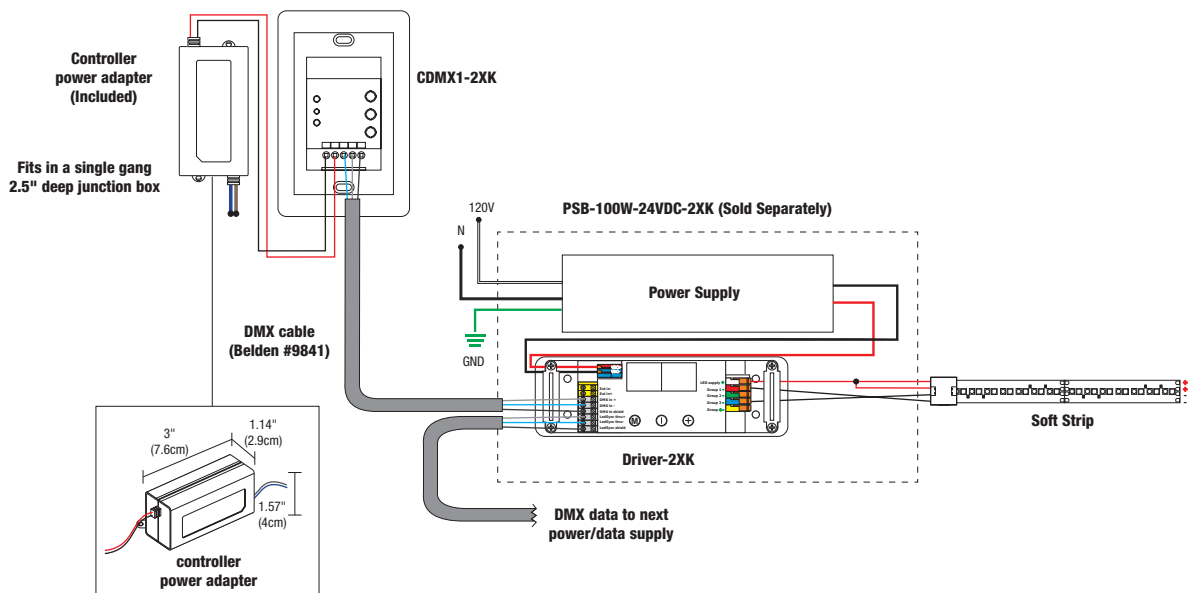
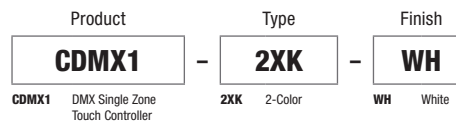
120-277VAC

Compatible Power Supplies (Sold Separately):

PSB-100W-24VDC-2XK 100W output, 120-277V Input
 PSB-2X100W-24VDC-2XK 2x100W output, 120-277V Input
 PSB-3X100W-24VDC-2XK 3x100W output, 120-277V Input
 PSB-4X100W-24VDC-2XK 4x100W output, 120-277V Input

Output Signal:

USITT DMX 512 (1990)



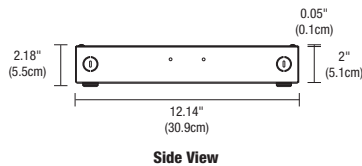
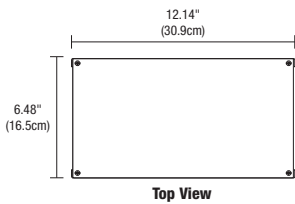
PROJECT	FIXTURE TYPE	DATE
---------	--------------	------

SS5 TUNABLE WHITE SOFT STRIP

REV.03.28.18

DESIGNED BY GREGORY KAY | MADE IN USA

Tunable White Touch Controller



Description

LED power supplies transform and regulate power from a line voltage power source into low voltage power for use with LED lighting. The power supplies accept input voltage ranging from 120-277 volts AC and outputs 24 volts DC power. The integrated 2XK Driver receives signal from the Tunable White Touch Controller (CDMX1) to adjust color temperature and brightness for warm and cool white LEDs.

Applications

Indoor*

*To avoid overheating the power supply, install it in a ventilated remote location. Maintain proper spacing among power supplies when multiple power supplies are installed in the same remote location.

Power Input

120-277VAC, 50/60Hz

Power Output

PSB-100W-24VDC-2XK: Class 2; 24 volts DC 4A at 100 watts maximum

PSB-2X100W-24VDC-2XK: Class 2; 24 volts DC 8A at 2x100 watts maximum

PSB-3X100W-24VDC-2XK: Class 2; 24 volts DC 12A at 3x100 watts maximum

PSB-4X100W-24VDC-2XK: Class 2; 24 volts DC 16A at 4x100 watts maximum

Dimensions

PSB-100W-24VDC-2XK: 12.14" x 6.5" x 2"

PSB-2X100W-24VDC-2XK: 14" x 10" x 3"

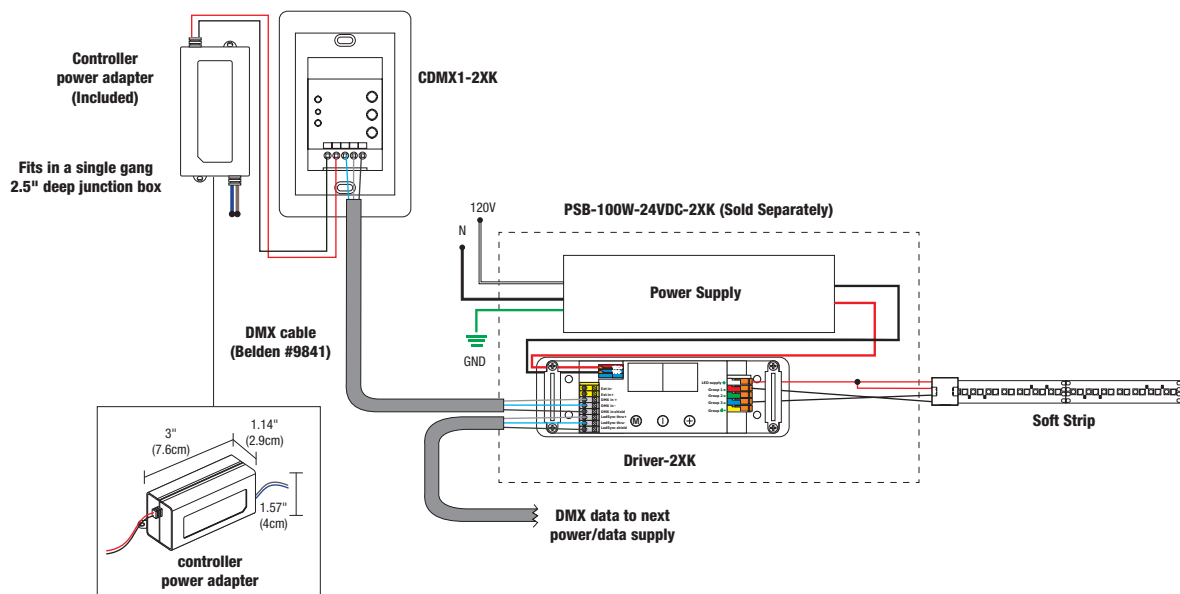
PSB-3X100W-24VDC-2XK: 17" x 13" x 3"

PSB-4X100W-24VDC-2XK: 17" x 13" x 3"

Compatible Controllers

Only compatible with Tunable White Touch Controller (CDMX1-2XK)

Product	Wattage	Voltage	Mode
PSB	100W	24VDC	2XK
PSB Power Supply with Enclosure Box	100W 100 Watt 2X100W 2x100 Watt 3X100W 3x100 Watt 4X100W 4x100 Watt	24VDC 24 Volt DC	2XK Tunable White



PROJECT	FIXTURE TYPE	DATE
---------	--------------	------

SS5 TUNABLE WHITE SOFT STRIP

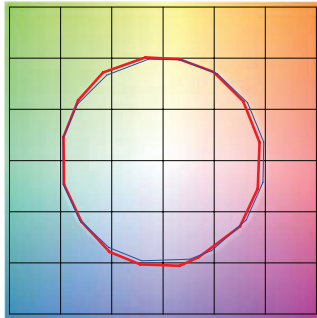
REV.03.28.18

DESIGNED BY GREGORY KAY | MADE IN USA

TM-30-15 DATA: Consistent color temperatures throughout a single strip and among multiple strips is possible through a 3 phase binning process in which each order is inspected with a color meter to ensure uniformity.

2000K only (2K4K) | Rf: 91.6 | Rg: 100.1

COLOR VECTOR GRAPHIC

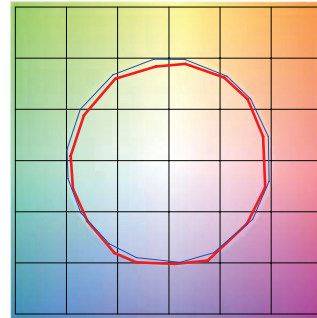


■ Test ■ Reference

HUE BIN	Rf	GRAPHIC SHIFTS %	
		CHROMA	HUE
1	90.2	-4.5%	0.7%
2	90.2	-3.1%	3.8%
3	91.1	-1.0%	4.2%
4	95.0	-0.3%	1.4%
5	95.1	1.5%	2.3%
6	93.5	3.2%	1.5%
7	94.6	0.8%	-3.1%
8	96.5	-0.7%	-0.4%
9	95.9	-1.0%	1.1%
10	93.8	-0.7%	3.1%
11	92.0	3.2%	3.4%
12	91.6	3.9%	-0.4%
13	88.1	4.2%	-11.0%
14	71.4	-1.9%	-14.4%
15	86.4	-2.0%	-8.8%
16	86.2	-4.3%	-7.3%

4000K only (2K4K) | Rf: 87.2 | Rg: 94.9

COLOR VECTOR GRAPHIC

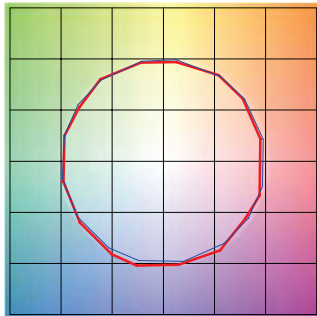


■ Test ■ Reference

HUE BIN	Rf	GRAPHIC SHIFTS %	
		CHROMA	HUE
1	86.6	-5.6%	1.1%
2	91.5	-2.9%	1.5%
3	91.8	-2.8%	1.9%
4	90.1	-4.3%	-1.1%
5	88.6	-7.4%	-0.6%
6	92.2	-4.7%	0.2%
7	88.0	-6.7%	2.9%
8	86.9	-4.9%	5.4%
9	83.3	-3.0%	10.8%
10	80.6	-1.1%	11.0%
11	83.5	4.5%	9.3%
12	89.7	4.4%	0.4%
13	91.0	0.5%	-5.6%
14	85.7	3.1%	-9.4%
15	84.4	-2.4%	-7.1%
16	83.2	-3.1%	-6.8%

2K4K (3000K) | Rf: 91.9 | Rg: 99.6

COLOR VECTOR GRAPHIC



■ Test ■ Reference

HUE BIN	Rf	GRAPHIC SHIFTS %	
		CHROMA	HUE
1	92.1	-3.2%	1.1%
2	94.0	-1.7%	1.8%
3	93.0	-0.3%	2.9%
4	93.4	-2.5%	-0.7%
5	94.8	-1.4%	1.0%
6	96.3	0.6%	0.1%
7	92.3	-3.0%	1.2%
8	97.3	-0.6%	0.9%
9	92.3	-0.6%	4.3%
10	88.9	1.0%	6.5%
11	89.2	3.6%	6.5%
12	89.8	5.2%	-0.8%
13	90.9	2.1%	-5.9%
14	88.3	3.3%	-7.8%
15	92.0	-2.4%	-2.0%
16	86.1	-1.4%	-9.5%

PROJECT		FIXTURE TYPE		DATE	
---------	--	--------------	--	------	--