

SHADE ACCESSORIES (S1-S3)

REV 02.12.18

DESIGNED BY GREGORY KAY | MADE IN USA

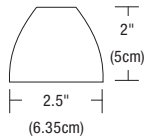


S1 Little Shade


Small solid metal shade fits on Low Rider or Vespa and holds a single lens or louver using a Snap Louver Lens Holder (included).

Lamp Specification

Up to 37 watt IR MR16 for antique bronze or black and up to 50 watt MR16 for satin or polished nickel finishes



ACCESSORY	FINISH
S1	SN
S1 Little Shade	SN Satin Nickel PN Polished Nickel BZ Antique Bronze BK Black

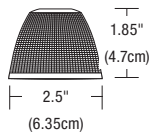


S2 Little Mesh Shade

Small mesh metal shade fits on Low Rider or Vespa and holds a single lens or louver using a Snap Louver Lens Holder (included). Low Rider becomes LED compatible using the S2 shade with an LED MR16 lamp.

Lamp Specification

Up to 50 watt MR16



ACCESSORY	FINISH
S2	BK
S2 Little Mesh Shade	BK Black BZ Antique Bronze

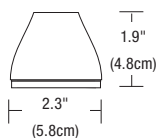


S3 Glass Shade

Round glass shade fits on Low Rider or Vespa and holds two lenses or a combination of a louver and lens using the attached Louver Lens Holder.

Lamp Specification

Up to 50 watt MR16



ACCESSORY	GLASS	FINISH
S3	WH	SN
S3 Glass Shade	WH Frost AM Amber	SN Satin Nickel PN Polished Nickel BZ Antique Bronze

PROJECT	FIXTURE TYPE	DATE
---------	--------------	------