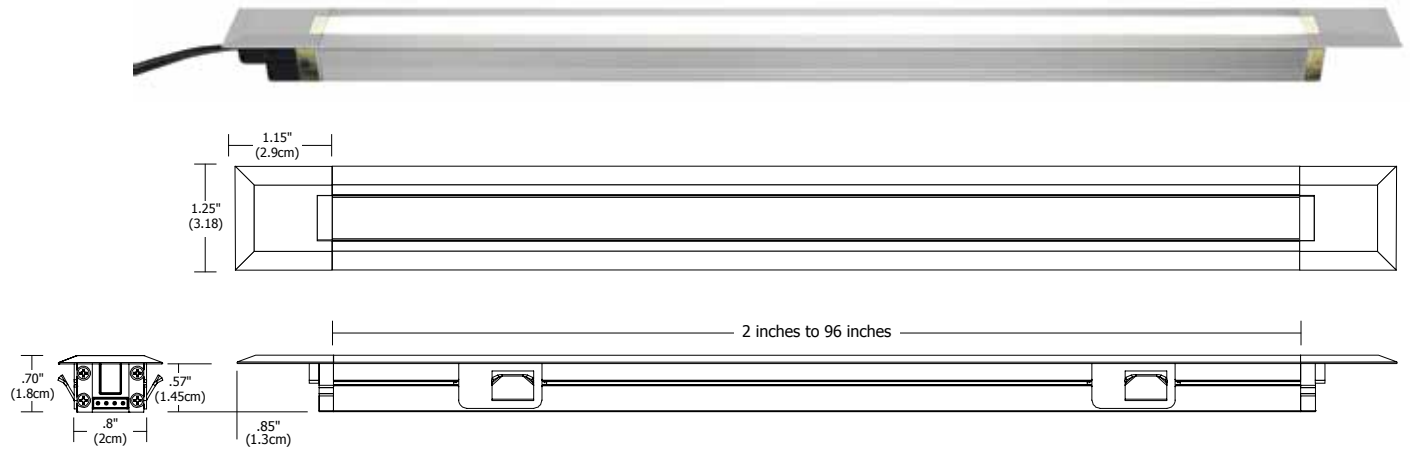


# MILLWORK LIGHT CHANNEL 2.3W, 12V HIGH OUTPUT, PREMIUM CRI (80+)

REV.08.23.16



Warm White with 61° White Diffuser Lens		
Distance	Beam	Foot Candles
12in	15"	58 FC
18in	21"	34 FC
24in	29"	24 FC
36in	42"	13 FC

Warm White with 26° Clear Diffuser Lens		
Distance	Beam	Foot Candles
12in	7"	115 FC
18in	10"	72 FC
24in	13"	50 FC
36in	16"	28 FC

### Description:

The Light Channel Millwork LED features 12 volt Soft Strip Premium (SS2P) included inside a slim, paintable aluminum extrusion. Fits in a minimum 3/4" thick wood boards. The 61 degree white diffuser lens projects a clean line of light and eliminates LED dots, while the clear lens provides maximum light levels. The linear system is sold in 2 inch increments up to 96 inches and includes 4 spring clips per foot; fixtures can be linked end-to-end with plug-in flexible connectors for a maximum run of 25 feet. At only 2.3 watts, each foot of Light Channel contains 36 warm-white, high CRI LEDs with excellent color rendering. The fixtures are powered by a 60 watt power supply, which is dimmable with an electronic low voltage dimmer. Fixture includes a 5 year warranty.

### Applications:

Indoor Only - Task lighting, recessed under cabinet, furniture, steps, floating staircases, retail and libraries.

### Lamp:

36 warm white (3,000K) LEDs per foot, 80+CRI  
LED lamps consume 2.3 watts per foot delivering 115 lumens

### Average Lamp Life:

32,000 hours

### Power Supply:

60 watt, 120 volt input, 12 volt DC output PSB-60W-ELV-12VDC

### Dimming:

Dimmable with low voltage electronic dimmer using power supply above. See power supply spec sheet for additional details. Lutron: Diva DVELV-300P; Skylark SELV-300P; Maestro MAELV-600 are recommended

System	Voltage	Length in Inches	Color Temperature	Finish
<b>LCMW</b>	<b>12V</b>	<b>58</b>	<b>DWW</b>	<b>SA</b>
<small>LCMW Light Channel Millwork</small>	<small>12V 12 Volt</small>	<small>2-96 Order in 2 inch increments up to 96 inches (quick ship 12, 24, 36, 48 &amp; 96)</small>	<small>DWW Diffuser Lens Warm White (3,000K) CWW Clear Lens Warm White (3,000K)</small>	<small>SA Satin Aluminum</small>

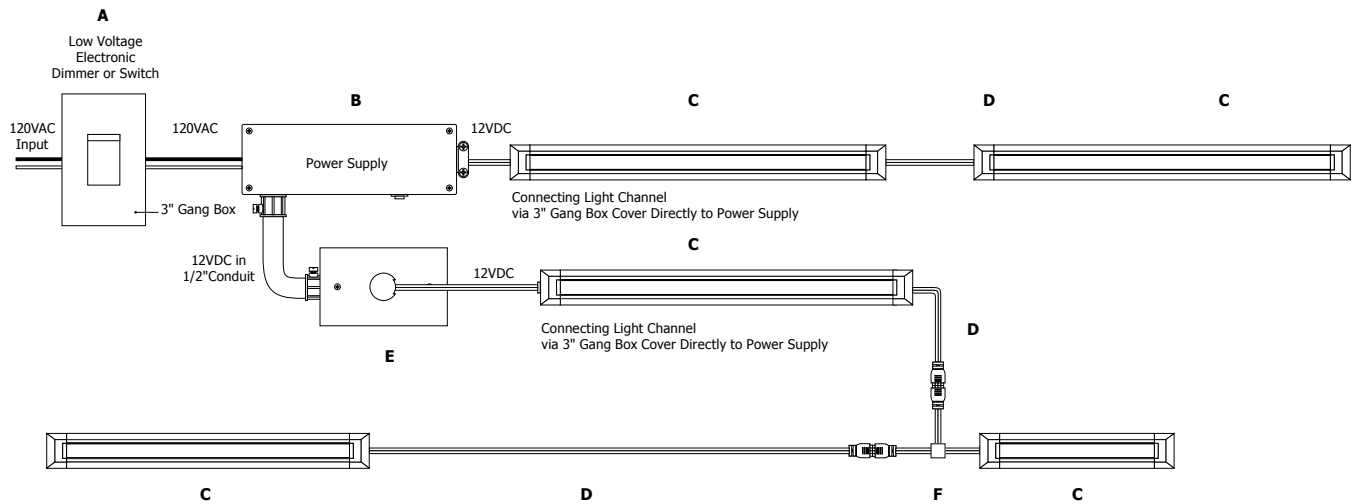
PROJECT:

FIXTURE TYPE:

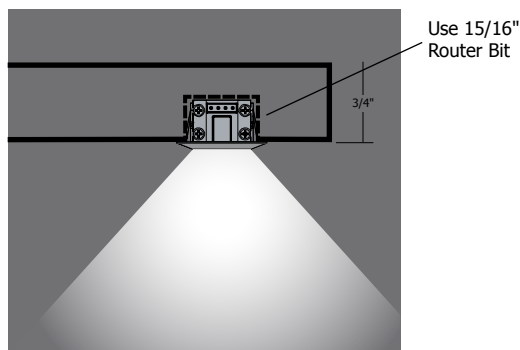
DATE:



- Application:** Electronic low-voltage dimming for 2.3W/12V Light Channel Millwork
- Power Supply:** 60 watt, 120 volt input, 12 volt DC output PSB-60W-ELV-12VDC
- Dimming:** Dimmable with low voltage electronic dimmer using power supply above. See power supply spec sheet for additional details. Lutron: Diva DVELV-300P; Skylark SELV-300P; Maestro MAELV-600 dimmers are recommended



### Recessed in 3/4" Wood Shelf



- A. Lutron Dimmers  
Diva **DVELV-300P** or Skylark **SELV-300P**
- B. 60W 12VDC Power Supply  
**PSB-60W-ELV-12VDC**
- C. Light Channel Mill Work  
**LCMW-12V-\_-\_-SA**
- D. Flexible connector order to length  
**LC-CFX-\_-**
- E. Optional: 3" Rectangle Canopy Cover **3RE-WH** or  
4" Round Canopy Cover **4RD-WH** or  
Splice Box **1RB-WH**
- F. 3" Flexible T-Connector  
**SS-CFXT-3IN**

PROJECT:

FIXTURE  
TYPE:

DATE:

**EDGE**  
LIGHTING