



MPORT-12VAC-ST-SS



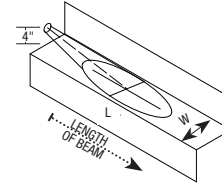
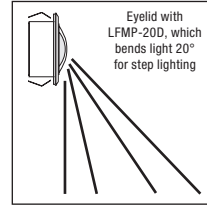
MPORT-12VAC-EL-SS



**LFMP-20D**  
 20° Beam Tilt Lens  
 (included with Eyelid)



MPORT-12VAC-ST-SS with  
 Junction Cover MPORT-JC



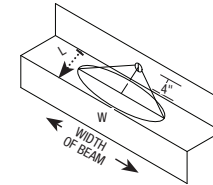
Wall Mounting

LENGTH	FC	WIDTH
3"	36.2	6"
6"	70.6	6.5"
9"	88.5	9"
12"	47.8	9.5"

EYE LID comes with 20° Tilt Film #LFMP-20D

Beam Angle  
 16°

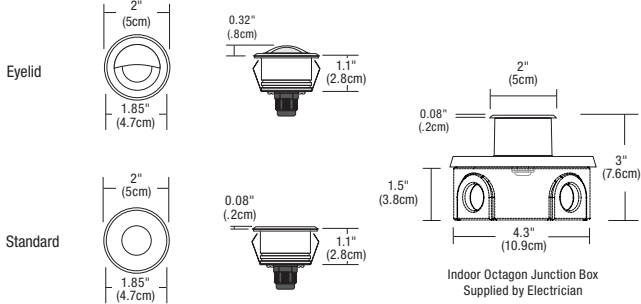
DIST.	FC	DIA.
2'	60.3	7"
4'	15.1	14"
6'	6.7	20"
8'	3.8	27"
10'	2.4	34"
12'	1.7	41"



Step Mounting

LENGTH	FC	WIDTH
3"	41	9.5"
6"	53.2	9.5"
9"	36	10"
12"	20	9"

EYE LID comes with 20° Tilt Film #LFMP-20D & Linear Spread Film #LFMP-LS (order separately)



Indoor Octagon Junction Box  
 Supplied by Electrician

**DESCRIPTION:**

Miniport LED is slim and can be recessed into a wall or floor using a Miniport junction box (sold separately, see page 2), which mounts to an octagon box or outdoor, wet-location electrical box. The fixture, with a 1 watt warm-white LED, features a 16 degree precise focus and tempered glass lens with a stainless steel, round beveled edge trim. Miniport is compatible with the TE-60L-12 power supply. The Miniport Eyelid version, which should be wall-mounted 4" from floor, includes LFMP-20D, a lens film to tilt the light beam 20 degrees. All Miniport versions include 5 year warranty.

**FINISH:**

Stainless Steel

**LAMP SPECIFICATION:**

1 Total Watts with driver, 12VAC LED, 3000K, 93 CRI Nichia Premium Chip, 47 lumens, 70% lumen maintenance based on 50,000 hours of operation

**Dimming Information:**

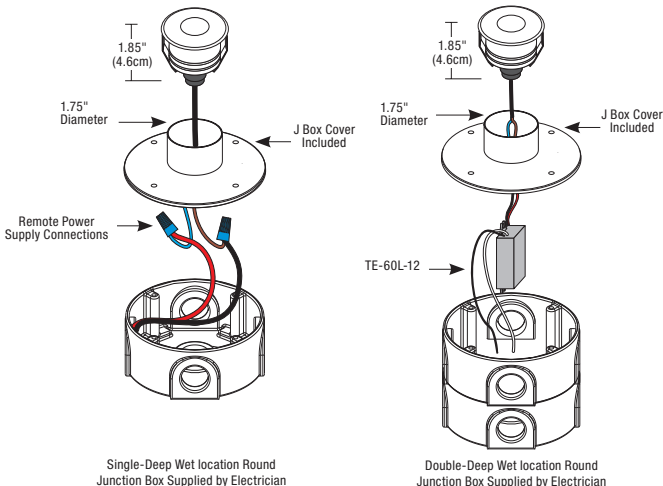
Dims with electronic low-voltage dimmer

**Power Supply:**

60 watt, 120 volt input, 12 volt AC output TE-60L-12

**Weight:**

1 lb (.45 kg)

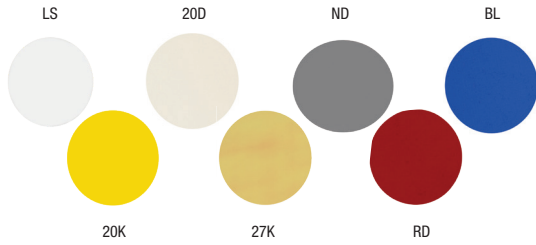


Single-Deep Wet Location Round Junction Box Supplied by Electrician

Double-Deep Wet Location Round Junction Box Supplied by Electrician

Product	Voltage	Trim	Finish
<b>MPORT</b>	<b>12VAC</b>	<b>ST</b>	<b>SS</b>
MPORT Miniport Head	12VAC 12 Volt AC	ST Surface Trim EL Eyelid	SS Stainless Steel

PROJECT	FIXTURE TYPE	DATE
---------	--------------	------



**Film Lenses and Filters**

Add film lenses and filters to shape beam, change color or adjust color temperatures.

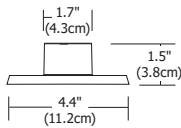
Lens Film		Lens or Color
<b>LFMP</b>	-	<b>20D</b>
<b>LFMP</b> Lens Film Miniport		<b>20D</b> Refracts beam 20° down <b>20K</b> Dichroic 2000K Very Warm White <b>27K</b> Dichroic 2000K + Color Correction Film = 2700K <b>ND</b> Neutral Density Filter dims light 50% <b>RD</b> Red Dichroic Film <b>BL</b> Blue Dichroic Film <b>LS</b> Linear Spread



**Junction Cover**

Use indoor with standard octagon electrical box or use outdoor with wet location electrical box.

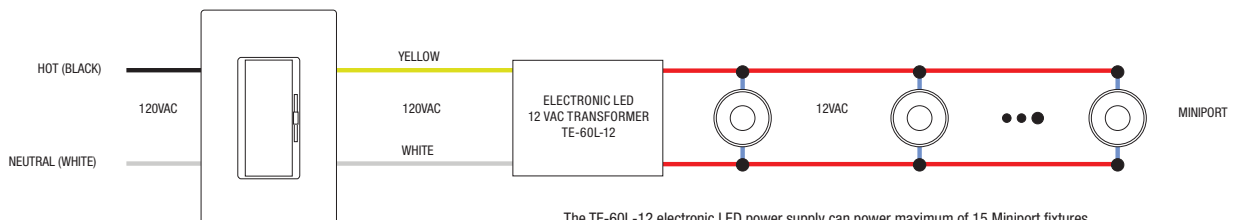
Product		Description
<b>MPORT</b>	-	<b>JC</b>
<b>MPORT</b> Miniport		<b>JC</b> Junction Cover



**Power Supply/Driver**

Power Supply (60W/12VAC) converts standard 120 volt line voltage to 12 volts and features built-in short-circuit protection. Fits inside an electrical junction box.

Product		Type		Voltage
<b>TE</b>	-	<b>60L</b>	-	<b>12</b>
<b>TE</b> Transformer Electronic		<b>60L</b> 60 Watt LED and halogen		<b>12</b> 12 Volt, AC



The TE-60L-12 electronic LED power supply can power maximum of 15 Miniport fixtures.

PROJECT		FIXTURE TYPE		DATE	
---------	--	--------------	--	------	--