
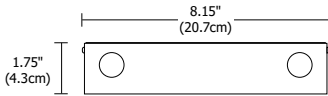


REV.02.17.17



Top View



Side View

Description:

LED power supplies transform and regulate power from a line voltage power source into low voltage power for use with LED lighting. The power supply accepts input voltage of 120 volts AC and outputs 24 volts DC power up to 60 watts. The low voltage output may be dimmed using an electronic low voltage dimmer (sold separately). The aluminum enclosure allows electrical connections to be made inside the box. Knockouts are provided for use with 1/2" conduit. Power Supply features short circuit and overload protection.

Applications: Indoor*

*To avoid overheating the power supply, install it in a ventilated remote location where air flows. Maintain proper spacing among power supplies when multiple power supplies are installed in the same remote location.

Power Input:

120 volts AC, 60Hz

Power Output:

Class 2; 24 volts DC 2.5A 60 watt maximum

Dimensions:

8.15" x 2" x 1.75"

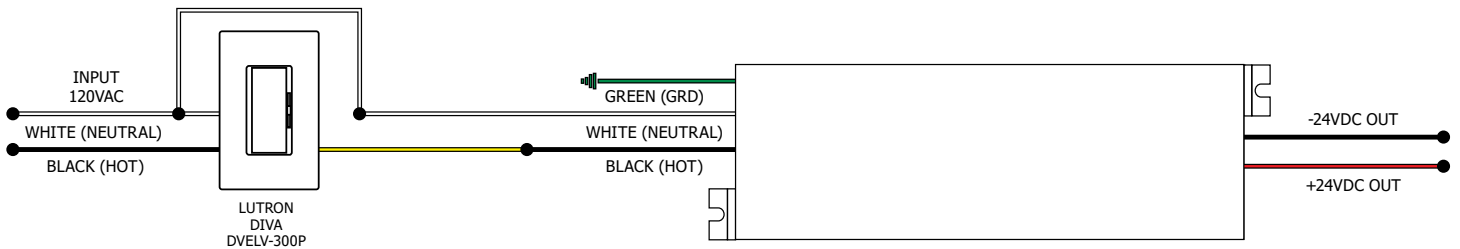
Dimmer Type:

Electronic Low Voltage Dimmer Lutron: Diva #DVELV-300P; Skylark #SELV-300P; Maestro #MAELV-600

Product	Wattage	Dimming	Voltage
PSB	60W	ELV	24VDC
PSB Power Supply with Enclosure Box	60W 60 Watt	ELV Electronic Low Voltage	24VDC 24 Volt DC

60W, 24VDC LOW VOLTAGE WIRE SIZE CHART: 3% VOLTAGE DROP

WIRE LENGTH (FT)	UP TO 53FT	54FT-82FT	83FT-137FT	138FT-208FT
WIRE SIZE	14 AWG	12 AWG	10 AWG	8 AWG
VOLTAGE AT END OF WIRE	23.29VDC	23.28VDC	23.28VDC	23.28VDC



PROJECT:

FIXTURE TYPE:

DATE:

