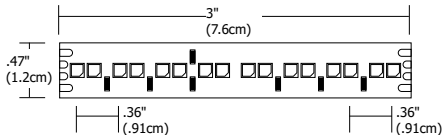


LENGTH IN FEET	TOTAL WATTAGE
1	5
2	10
3	15
4	20
5	24
6	29
7	34
8	39
9	44
10	48
11	53
12	58
13	63
14	68
15	72
16	77
17	82
18	87
19	92
20	96



**Description:**

SS5C Warm Dim Soft Strip provides adaptable light with high CRI LEDs, offering superior color rendering and enhanced color. Warm Dim options are 2700K (27D) or 3000K (30D) at 100% and dim to 2200K. The 1/2" wide flexible copper strip, with an optically clear protective coating, is sold in 1 ft increments up to 20 feet may be cut every 3 inches. Snap & Light Power Connector is required and is sold separately (pages 3-4). Additional Snap & Light Connectors (pages 3-4) are available for making turns and custom configurations. At only 5 system watts per foot, the 24 volt system is only compatible with electronic low-voltage power supplies (sold separately). Self-adhering SS5C mounts to most smooth finished surfaces with industrial strength 3M tape (provided on back of strip); some unfinished surfaces may require screw-in mounting clips (sold separately). Soft Strip is compatible with solderless Snap & Light Connectors. Fixtures include a 5 year warranty.

**Applications:**

Indoor/Damp Location - Cove, retail, hotel and display. ETL listed to conform to UL 2108 for closet and under-cabinet applications.

**Lamp:**

Watts per Foot	Color Temp.	CRI	Lumens per Watt	Lumens per Foot	50,000 Hour Lamp Life
5	2700K-2200K	92+	77	384	●
5	3000K-2200K	92+	73	365	●

**24VDC Power Supply (sold separately):**

- PS-40W-ELV-24VDC** 120VAC input, 40 watt output
- PSB-60W-ELV-24VDC** 120VAC input, 60 watt output
- PSB-100W-ELV-24VDC** 120VAC input, 96 watt output
- PSB-2X100W-ELV-24VDC** 120VAC input, 2x96 watt output
- PSB-3X100W-ELV-24VDC** 120VAC input, 3x96 watt output
- PSB-4X100W-ELV-24VDC** 120VAC input, 4x96 watt output

**Dimming:**

ELV power supplies use ELV dimmer: Legrand, Adorne ADTP703TU; Lutron: Diva DVELV-300P, Skylark SELV-300P, Maestro MAELV-600 and Radio Ra 2

**Mounting Straps & Clips: (See page 5)**

**SS-SU**

Use U-Strap every 6 to 12 inches for extra support (30 per package).

**SS-ST**

Use Tie Strap every 6 to 12 inches for extra support (30 per package).

**SS-MCL**

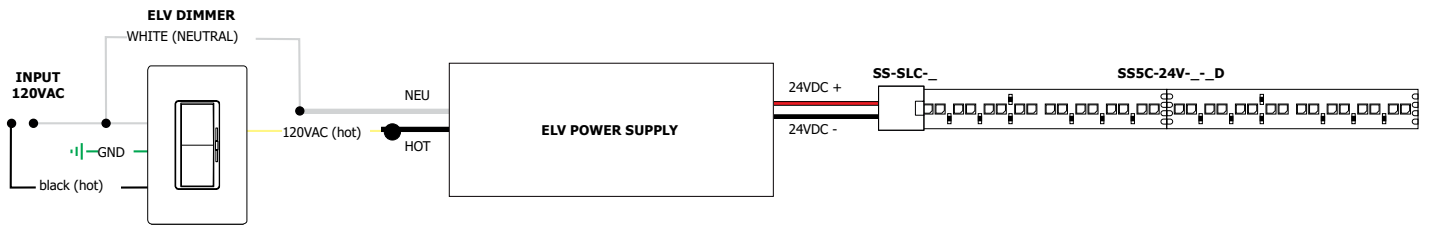
Mounts beneath strip, snapping strip in place for additional support (10 per package).

System	Voltage	Length in Feet	Color Temperature
<b>SS5C</b>	<b>24V</b>	<b>20</b>	<b>27D</b>
<small>SS5C Soft Strip Commercial 5W per Ft</small>	<small>24V 24 Volt</small>	<small>Solid in 1ft increments up to 20 ft (Example 20=20')</small>	<small>27D 2700K Warm Dim 30D 3000K Warm Dim</small>

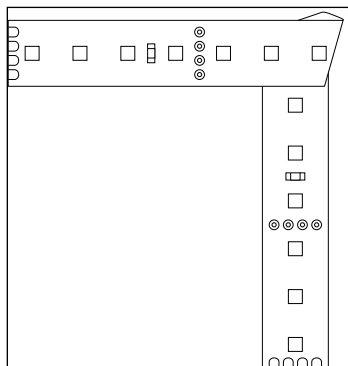
**Application:** Electronic low-voltage dimming for SS5C Warm Dim Soft Strip

**Power Supply:** Electronic low voltage power supply

**Dimming:** Dimmable with low voltage electronic dimmer using electronic low voltage power supply. See power supply spec sheet for additional details. Lutron: Diva DVELV-300P; Skylark SELV-300P; Maestro MAELV-600 dimmers are recommended.



**STRIP DOES NOT BEND 90°**



PROJECT:

FIXTURE TYPE:

DATE:




# SNAP & LIGHT ACCESSORIES


REV02.15.17




Cut in middle of joining contacts




Scrape protective coating from contacts



Place the Strip end under the plastic guide and push under the snap contacts.



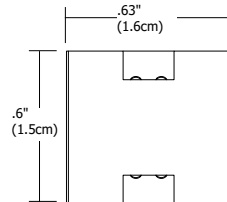
Close the cover



Snap the cover to secure in place

## Snap & Light Accessories

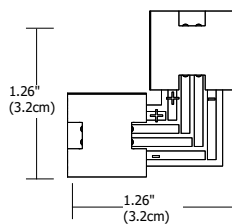
Snap & Light Accessories provide easy connection of white or RGB Soft Strip sections. The do-it-yourself accessories — without limitations— allow cutting and rejoining of Soft Strip at any point. The accessories attach to the end of Soft Strip, secure the Strip and snap shut to lock it into place. Snap & Light Accessories ensure a tightly sealed connection, while the gold plated pins provide better connectivity without oxidation.



## Snap & Light Straight Joiner Connectors

Snap & Light Straight Joiner Connectors join two cut sections of white or RGB Soft Strip end to end.

Product	Type
<b>SS</b>	<b>SLC</b>
<b>SS</b> Soft Strip	<b>SLC</b> Snap & Light Straight Connector



## Snap & Light L-Connectors

Snap & Light L-Connectors join and conduct power to two sections of white or RGB Soft Strip in an L-shape.

Product	Type
<b>SS</b>	<b>SLL</b>
<b>SS</b> Soft Strip	<b>SLL</b> Snap & Light L-Connector

PROJECT:

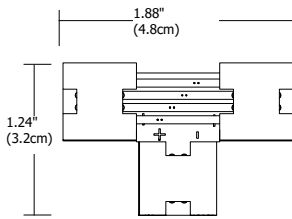
FIXTURE  
TYPE:

DATE:



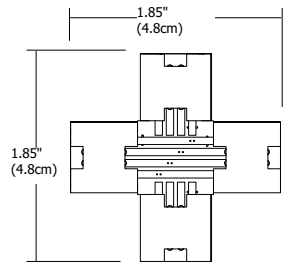
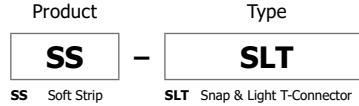
# SNAP & LIGHT ACCESSORIES

REV.02.15.17



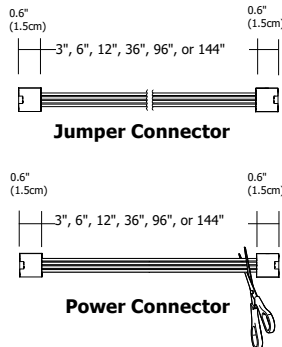

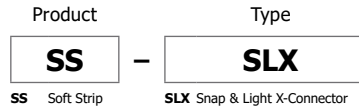
## Snap & Light T-Connectors

Snap & Light T-Connectors join and conduct power to three sections of white or RGB Soft Strip in a T-shape.



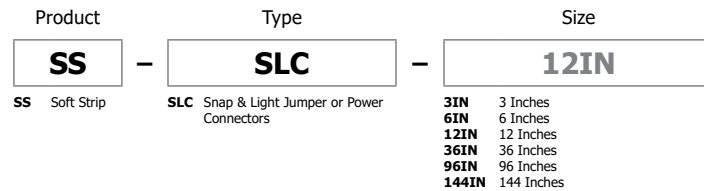
## Snap & Light X-Connectors

Snap & Light X-Connectors join and conduct power to four sections of white or RGB Soft Strip in an X-shape.



## Snap & Light Jumper or Power Connectors

Snap & Light Jumper or Power Connectors join two cut sections of white or RGB Soft Strip end-to-end. Cut and strip the connector wires to use as a Power Connector.



PROJECT:

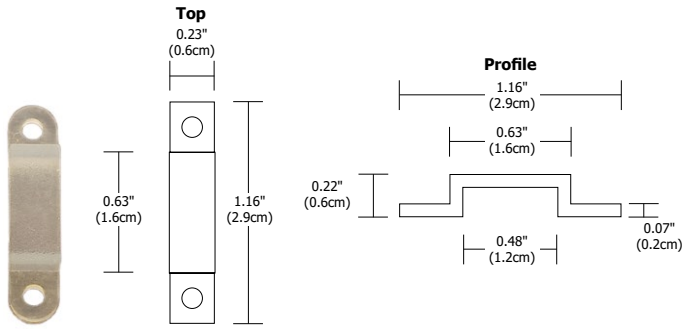
FIXTURE  
TYPE:

DATE:



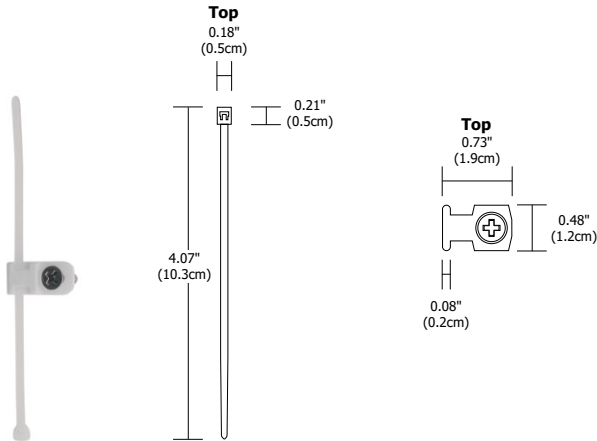
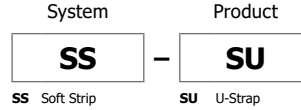
# MOUNTING STRAPS

REV.02.15.17



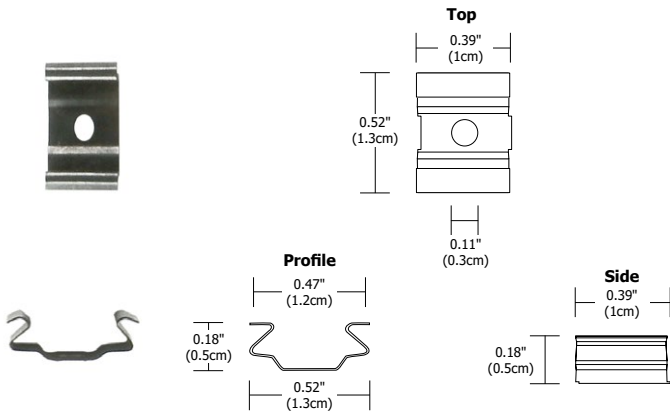
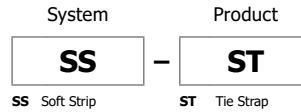
## Soft Strip U Strap

Use U-Strap every 6 to 12 inches for extra support (30 per package).



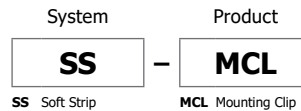
## Soft Strip Tie Strap

Use Tie Strap every 6 to 12 inches for extra support (30 per package).



## Soft Strip Mounting Clip

Screw In Mounting Clip mounts beneath strip, snapping the Strip into place for additional support (10 per package).



PROJECT:

FIXTURE  
TYPE:

DATE:

