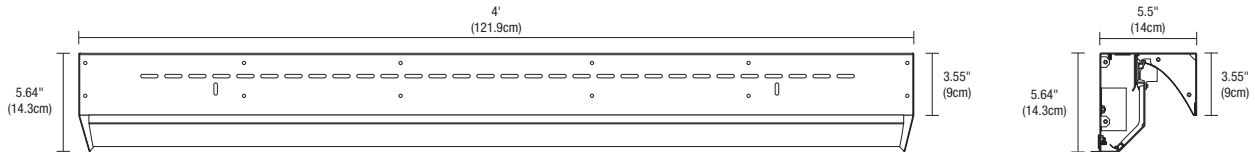


STRATUS LED LINEAR WALL GRAZER

REV 03.13.18

DESIGNED BY GREGORY KAY | MADE IN USA
PATENT PENDING



Description: LEDs are field replaceable. Fixture is non IC rated. Suitable for new residential, new commercial, and remodel. Lights textured walls up to 30 feet high. Mounts flush to ceilings or recessed within a pocket cove for the most dramatic effect. Link multiple Stratus fixtures to create long runs. Includes one internal LED Power Supply per unit. (0-10V for WW and CW; DMX for RGB). Feed fixture with 120V - 240V. Coordinate installation with electrician and drywall contractors

Included Components: Wall Mounting Bracket, Housing, Joiner Bracket, Reflector, LED Panel, Power Supply, and Louver

Dimming & Controls: Dimmable power Supply included (0-10) for WW and CW; (DMX) for RGB. Controllers sold separately.

Accessories: End Caps

Applications: Indoor or outdoor under awning. Wall grazer, general lighting, and retail applications.

Lamp: Lumen values are based on the Warm White 2800K test.

VERSION	WATTS Per Foot	LUMENS		90+CRI	RGB
		Per Watt	Per Foot		
2800K Warm White	15WDC	56	670	•	
4200K Cool White	15WDC	67	804	•	
Red, Green, and Blue	15WDC	N/A	N/A		•

ORDERING CODE

120V - 277V Standard Power Supply (Indoor)

Stratus Housing Stratus LED Panel Color Temperature

SH4 - **SP4** - **WW**

SH1 1 Foot **SP1** 1 Foot **WW** 2800K Warm White
SH4 4 Feet **SP4** 4 Feet **CW** 4200K Cool White
RGB Red, Green & Blue

120V - 277V Standard Power Supply (Outdoor Under Awning)

Stratus Housing Stratus LED Panel Color Temperature

SH4 - **SP4** - **WW**

SH1 1 Foot **SP10D** 1 Foot Outdoor **WW** 2800K Warm White
SH4 4 Feet **SP40D** 4 Feet Outdoor **CW** 4200K Cool White
RGB Red, Green & Blue

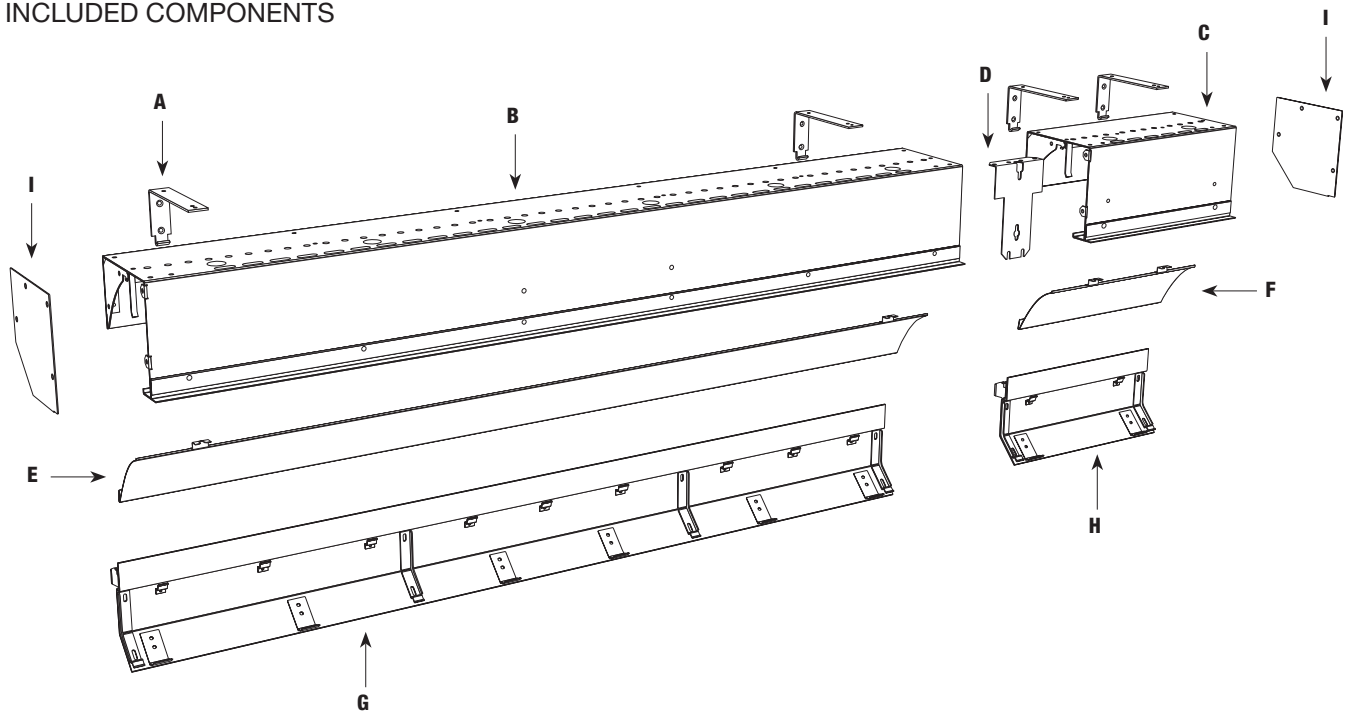
PROJECT		FIXTURE TYPE		DATE	
---------	--	--------------	--	------	--

STRATUS LED LINEAR WALL GRAZER

REV 03.13.18

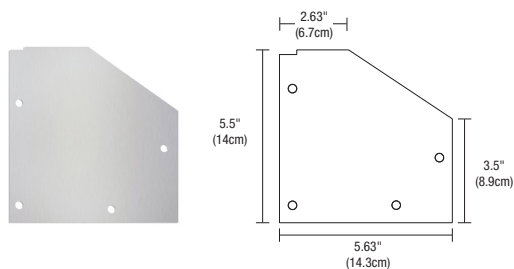
DESIGNED BY GREGORY KAY | MADE IN USA
PATENT PENDING

INCLUDED COMPONENTS



- A. Wall Mounting Bracket:** For all three types of installation conditions: new residential, new commercial, and remodel.
- B. 4 Foot Housing:** Non IC, .08 inch thick die-formed aluminum.
- C. 1 Foot Housing:** Non IC, .08 inch thick die-formed aluminum.
- D. Joiner Bracket:** Joins multiple lengths of Stratus fixture.
- E. 4 Foot Reflector:** Precision-cut aluminum.

- F. 1 Foot Reflector:** Precision-cut aluminum.
- G. 4 Foot LED Panel:** Integrated 2800K, 42000K, or RGB LEDs.
- H. 1 Foot LED Panel:** Integrated 2800K, 42000K, or RGB LEDs.
- I. End Cap:** Sold in pairs. Required at end of run.



End Cap: Sold in pairs. Required at end of run.

Product	Type
SG	CAP
SG Stratus Wall Grazer	CAP End Cap

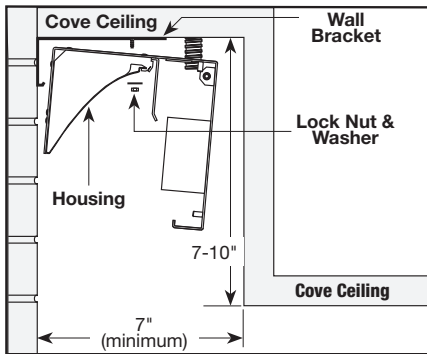
PROJECT	FIXTURE TYPE	DATE
---------	--------------	------

STRATUS LED LINEAR WALL GRAZER

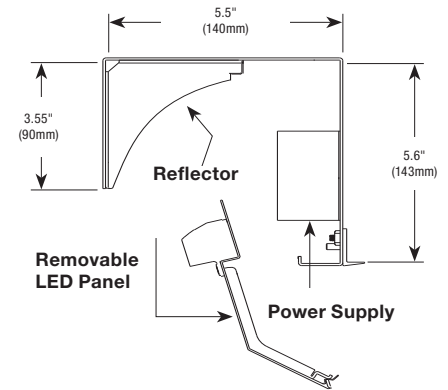
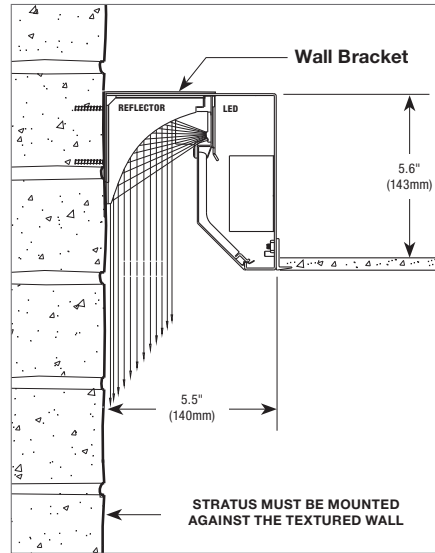
REV 03.13.18

DESIGNED BY GREGORY KAY | MADE IN USA
PATENT PENDING

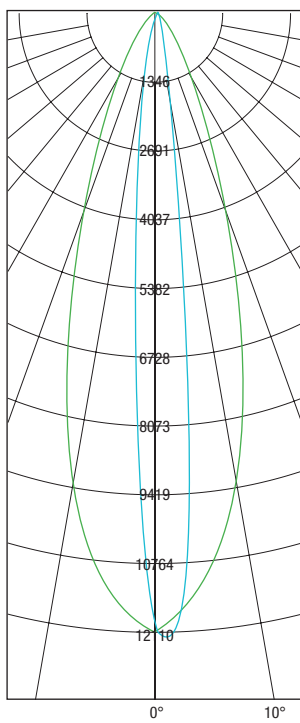
STANDARD COVE MOUNT
FOR CEILINGS OVER 9 FT



OPTIONAL FLUSH MOUNT
FOR CEILINGS UP TO 9 FT

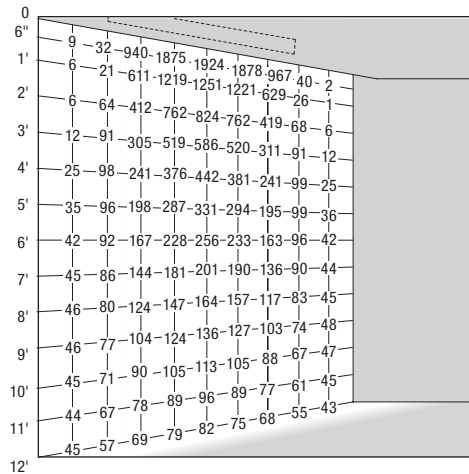


CANDLEPOWER DISTRIBUTION
15 WATT, 4 FOOT, 3000K

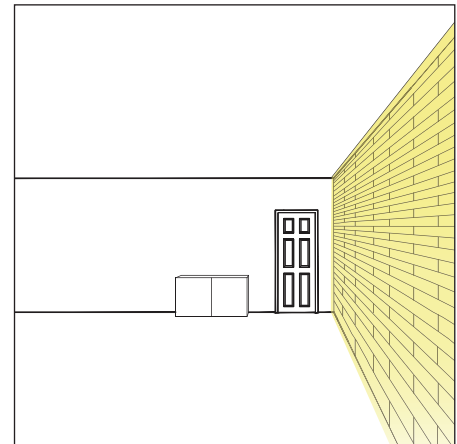


■ 180° ■ 90°

FOOTCANDLE DISTRIBUTION
15 WATT, 4 FOOT, 3000K



DIRECTION OF LIGHT
15 WATT, 4 FOOT, 3000K



PROJECT	FIXTURE TYPE	DATE
---------	--------------	------