

# TIE STIX WALL 1-LIGHT VERTICAL

## 24VDC WALL LIGHT VERTICAL WITH WARM DIM TECHNOLOGY

DESIGNED BY GREGORY KAY | MADE IN AMERICA

REV 11.03.20



### DESCRIPTION

Tie Stix Wall 1-Light Vertical Vanity contains Designer Grade 95+ CRI LEDs for excellent color rendering ranging from color temperatures of 2000K to 5700K. Warm Dim options of (27D) 2700K or (30D) 3000K that dim down to 2000K. Tie Stix Wall 1-Light is available in standard sizes from 12 inch to 46 inches (custom order length available). Fixture options include, **TXW1** 120V-24VDC electronic low voltage (ELV) power supply (included) that fits inside three different junction box options. **TXW1R** Remote Universal Power Supplies (Sold Separately), Class 2 wiring with dimming choices of Triac, ELV or 0-10V

### ELECTRICAL:

Power Supply Options: **TXW1**- 120V24VDC; electronic low voltage power supply fits in junction box (included). **TW1R**- 120/277V- 24VDC Remote, Class 2 power supply (Sold Separately).

Power Consumed: 5 Watts per foot  
 LEDs per Foot: Static CCT=35. Warm Dim 35+35=70  
 Average LED life: 60,000 hrs @ normal usage

### DIMMING

Universal Dimming (TRIAC, ELV, 0-10V), Lutron Hi-Lume®, DALI or DMX pgs 4-5, sold separately

### LUMEN PERFORMANCE

@3000K 100% 4.4W per Foot

### APPROVALS

Damp Location, ETL listed, Title 24 with TXW1R remote power supply, Class 2 wiring, Made in America.

### PHYSICAL ATTRIBUTES:

Mounting Options: **4SQ:** Canopy Mounts to standard 4" electrical box with round plaster ring.  
**2RE:** Canopy Mounts to standard 4" electrical box with single gang plaster ring or single gang electrical box.  
**1RE:** Canopy Mounts to Slim Profile junction box (included) recommend for new construction application.

Ordering Increments: See ordering code for nominal and exact sizes.  
 Max length: 46 inches (Custom Lengths Available)  
 Material: Real Hardwood Channels. Aluminum Channels and Hardware are made from high grade aluminum. Designer grade LEDs.

Compliance: ADA, ETL, Title 24  
 Warranty: PureEdge's 5 Year PRO-RATED Warranty is backed by over 30 years of precision lighting manufacturing and design.

### APPLICATIONS

Bathroom Vanity, Dressing Rooms, Resort Spa, Beauty Salon, Retail, Hospitality, Hotels, Flagship Stores, High Rises, Condo Buildings, Office Spaces

\*Dynamic Tunable White please see TIE STICK 2K4K variable white spec sheet.

System	Wattage	Canopy	Nominal Size (L) In Inches	Color Temperature	Canopy and Hardware Finish	Channel Finish
<b>TXW1</b>	<b>5W</b>	<b>4SQ</b>	<b>12</b>	<b>27K</b>	<b>S</b>	<b>WM</b>
<b>TXW1</b> Tie Stix Wall 1-Light <b>TXW1R</b> Tie Stix Wall 1-Light Remote Power (Order Separately), Title 24	<b>5W</b> 4.4 Watt Static White, 4.8 Watt Warm Dim	<b>4SQ</b> 4.6" Square <b>1RE</b> 1" Rectangle with <b>2RE</b> Junction Box 2" x 4" Rectangle	<b>20K - 57K</b> <b>12</b> 13.2" <b>29</b> 30.6" <b>15</b> 15.6" <b>34</b> 34.8" <b>17</b> 18.0" <b>46</b> 46.8" <b>22</b> 22.8"  <b>Warm Dim (27D &amp; 30D)</b> <b>12</b> 12.6" <b>30</b> 30.6" <b>15</b> 15.6" <b>33</b> 33.6" <b>18</b> 18.6" <b>45</b> 45.6" <b>21</b> 21.6"	<b>20K</b> 2000K Sunset <b>22K</b> 2200K Amber White <b>24K</b> 2400K Very Warm White <b>27K</b> 2700K Incandescent <b>27D</b> 2700K Warm Dim to 2000K (DIM-TO-WARM) 5 Watt Only <b>27D</b> 2700K Warm Dim to 2000K (DIM-TO-WARM) 5 Watt Only <b>30D</b> 3000K Warm Dim to 2000K (DIM-TO-WARM) 5 Watt Only <b>30K</b> 3000K Warm White <b>35K</b> 3500K Neutral White <b>40K</b> 4000K Cool White <b>57K</b> 5700K Daylight White	<b>S</b> Satin Nickel <b>C</b> Chrome <b>Z</b> Antique Bronze <b>B</b> Satin Black <b>W</b> White	<b>WM</b> Wood Maple <b>WN</b> Wood Walnut <b>WC</b> Wood Cherry <b>WO</b> Wood White Oak <b>WE</b> Wood Espresso <b>BK</b> Satin Black <b>BZ</b> Antique Bronze <b>CH</b> Chrome <b>SN</b> Satin Nickel <b>WH</b> White <b>SB</b> Satin Brass

PROJECT	FIXTURE TYPE	DATE
---------	--------------	------

# TIE STIX WALL 1-LIGHT VERTICAL


## 24VDC WALL LIGHT VERTICAL WITH WARM DIM TECHNOLOGY

Nominal Lamp Data: Lamp data for the Tie Stix Wall 1-Light Vertical


REV 11.03.20

TXW1										
STANDARD EFFICIENCY, 100° DIFFUSED WHITE LENS WITHOUT LOUVER										
DESCRIPTION										
WATTS PER FOOT	5w (4.4 watts)									
COLOR TEMPERATURE	20K	22K	24K	27K	27D	30K	30D	35K	40K	57K
LUMENS PER FOOT (lm/ft)	182	196	217.5	239	236	261	259	299	325	346
LUMENS PER WATT (lm/w)	41	45	49.5	54	49	59	54	68	74	79
CRI	85	85+	90+	95+	95+	95+	95+	85+	84	84

### CANOPY & HARDWARE FINISHES:



### CHANNEL FINISHES:



Wood finishes are authentic natural products, exact color and grain may vary. If trying to match existing product original product must be returned to PureEdge to ensure the closest possible match.



TXW1R-5W-2RE-22-27K-CWO



TXW1R-5W-2RE-22-27K-SWN



TXW1R-5W-2RE-22-27K-ZWM



TXW1R-5W-2RE-22-27K-CWE



TXW1R-5W-2RE-22-27K-SWC



TXW1R-5W-1RE-22-27K-SSN



TXW1R-5W-1RE-22-27K-CCH



TXW1R-5W-1RE-22-27K-ZBZ



TXW1R-5W-1RE-22-27K-CBK



TXW1R-5W-1RE-22-27K-CWH



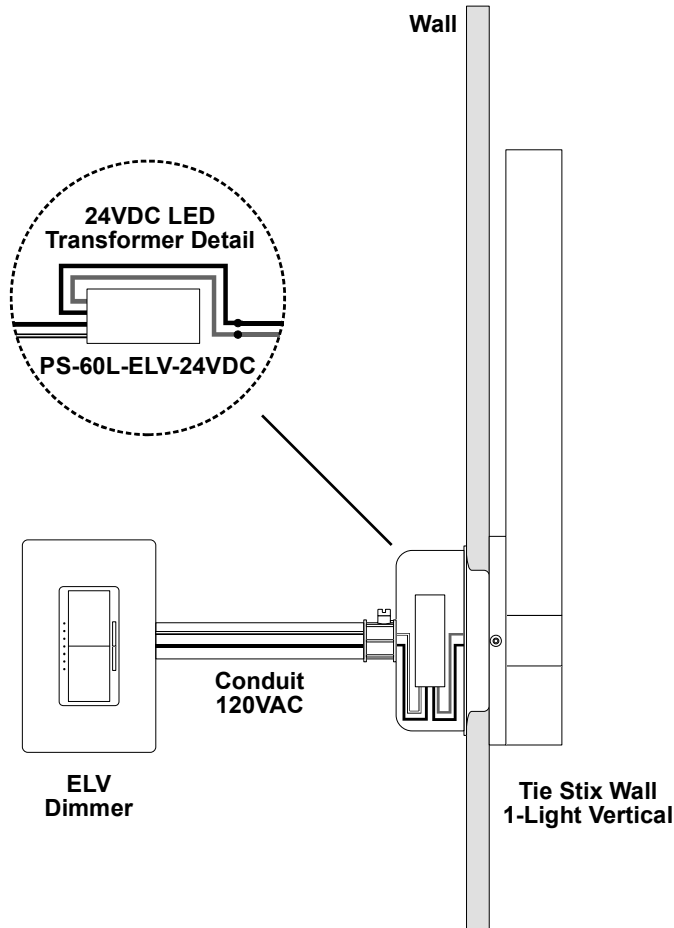
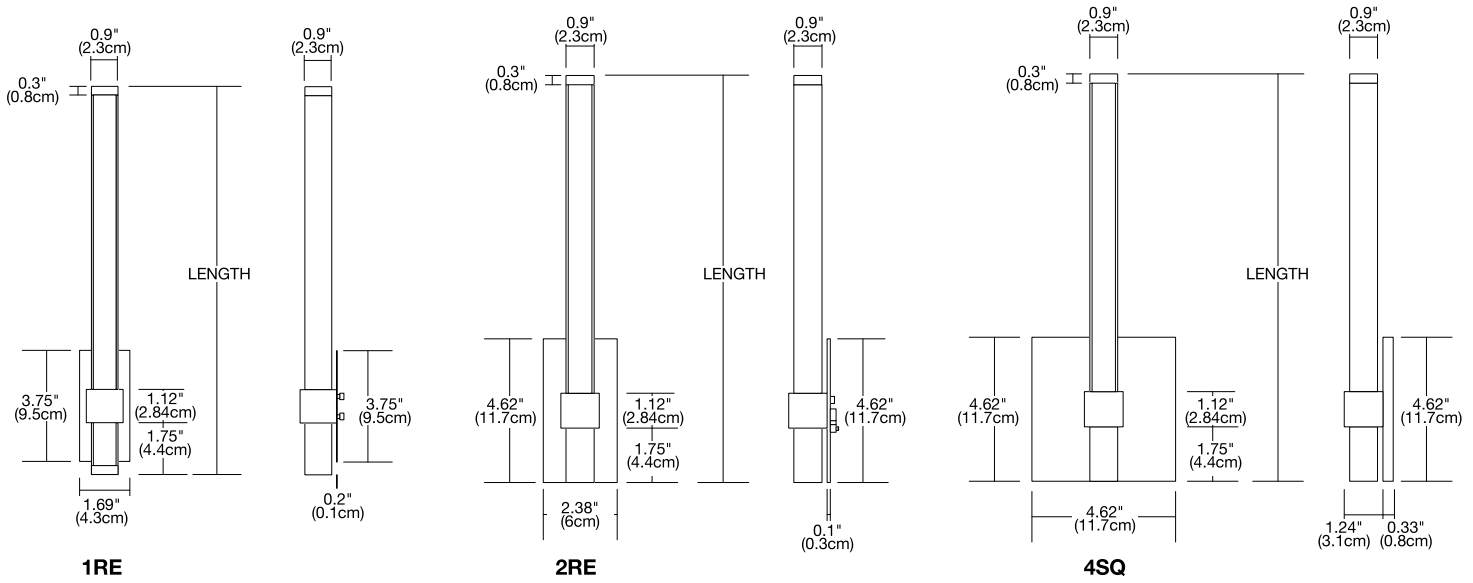
TXW1R-5W-1RE-22-27K-BSB

PROJECT	FIXTURE TYPE	DATE
---------	--------------	------

# TIE STIX WALL 1-LIGHT VERTICAL

24VDC WALL LIGHT VERTICAL WITH WARM DIM TECHNOLOGY

REV 11.03.20



PROJECT	FIXTURE TYPE	DATE
---------	--------------	------

# INDOOR CONSTANT VOLTAGE REMOTE POWER SUPPLIES

24VDC, UNI - UNIVERSAL DIMMING WITH ELV, TRIAC, & 0-10V

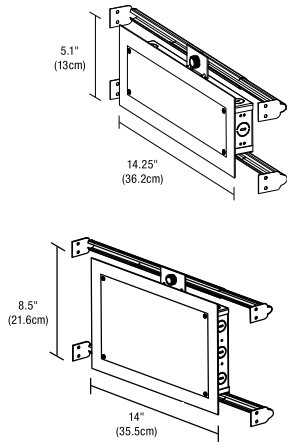
REV 11.03.20

UNIVERSAL POWER SUPPLIES & RECOMMENDED DIMMERS				
ORDERING CODE	PSB-40W-UNI-24VDC 	PSB-60W-UNI-24VDC 	PSB-2X40W-UNI-24VDC 	PSB-2X60W-UNI-24VDC 
<b>SPECIFICATIONS</b>				
MAXIMUM LOAD	40W	60W	2X40W	2X60W
INPUT VOLTAGE	120-277VAC	120-277VAC	120-277VAC	120-277VAC
OUTPUT VOLTAGE	24VDC	24VDC	24VDC	24VDC
DIMENSIONS	12.4" X 3.12" X 2.18"	12.4" X 3.12" X 2.18"	12.15" X 6.48" X 2.18"	12.15" X 6.48" X 2.18"
CLASSIFICATION	CLASS 2	CLASS 2	CLASS 2	CLASS 2
IN-WALL MOUNTING	PSB-40W-UNI-24VDC-IW	PSB-60W-UNI-24VDC-IW	PSB-2X40W-UNI-24VDC-IW	PSB-2X60W-UNI-24VDC-IW
UNIVERSAL POWER SUPPLIES & RECOMMENDED DIMMERS				
ORDERING CODE	PSB-96W-UNI-24VDC 	PSB-2X96W-UNI-24VDC 	PSB-3X96W-UNI-24VDC 	PSB-4X96W-UNI-24VDC 
<b>SPECIFICATIONS</b>				
MAXIMUM LOAD	96W	2X96W	3X96W	4X96W
INPUT VOLTAGE	120-277VAC	120-277VAC	120-277VAC	120-277VAC
OUTPUT VOLTAGE	24VDC	24VDC	24VDC	24VDC
DIMENSIONS	12.4" X 3.12" X 2.18"	12.15" X 6.48" X 2.18"	14" X 10" X 3"	17" X 13" X 3"
CLASSIFICATION	CLASS 2	CLASS 2	CLASS 2	CLASS 2
IN-WALL MOUNTING	PSB-96W-UNI-24VDC-IW	PSB-2X96W-UNI-24VDC-IW	NA	NA
<b>ELV DIMMING &amp; CONTROLS</b>				
LUTRON DIVA: DVELV-300P	•	•	•	•
LUTRON SKYLARK: SELV-300P	•	•	•	•
LUTRON RADIO RA2: RRD-6NA	•	•	•	•
LUTRON MAESTRO: MAELV-600	•	•	•	•
LEGRAND ADORNE: ADTP-703TUM4	•	•	•	•
<b>0-10 DIMMING &amp; CONTROLS</b>				
PHILIPS SUNRISE: SR1200ZTUNV	•	•	•	•
LUTRON DIVA: DVTV-WH, DVSTV-WH	•	•	•	•
LUTRON NOVA T: NTSTV-DV-XX	•	•	•	•
LUTRON GRAFIX EYE QS: QSGRJ-XP	•	•	•	•
LUTRON RADIO RA2: RRD-10ND	•	•	•	•
LEVITON: LEV40050	•	•	•	•
LEVITON IP710-LFZ	•	•	•	•
LEGRAND: ADPD4FBL3P2W4	•	•	•	•
<b>TRIAC DIMMING &amp; CONTROLS</b>				
LUTRON SKYLARK: S2-L-WH	•	•	•	•
LUTRON DIVA DVLV-600P-WH	•	•	•	•
LUTRON DIVA DVLV-603P-WH	•	•	•	•
LUTRON MAESTRO MALV-600-WH	•	•	•	•
LUTRON MAESTRO MALV-1000-WH	•	•	•	•
LUTRON MAESTRO MA-R-XX	•	•	•	•

- Flicker free dimming
- Aluminum casing for optimal heat dissipation
- Isolated output power per NEC and UL safety requirements
- UL & ETL recognized/ listed, meets UL 8750, 1310 requirements
- Auto-reset; short circuit, overload and thermal protection
- Class 2 power supply
- Efficient, High power factor > 0.90
- The Solid State Constant Voltage Uni-Power Supply is compatible with most commercially available Dimmers:
  - Triac Dimmer : (Forward Phase) Typically used for the dimming of Incandescent and Low Voltage Magnetic Transformers
  - ELV Dimmer : (Reverse Phase) Dimming of Electronic Low Voltage Transformers and Power Supply's used for LED lighting
  - 0-10 Dimmer : Dims the Low Voltage side of a 0-10 volt power supply commonly used in large scale lighting or commercial applications.
- The Uni-Power Supply is recommended with any Siemens/Murray brand of arc fault breaker to overcome the issues with tripping the breakers with an ELV LED Low Voltage Drivers.

PROJECT		FIXTURE TYPE		DATE	
---------	--	--------------	--	------	--

## IN WALL MOUNTING OPTIONS



**In-Wall Mounting Kit:** Includes power supply, box cover and stud hangers for installing Junction Box in wall. Select "IW" in the options section of compatible power supply ordering codes if an In-Wall Mounting Kit is needed.

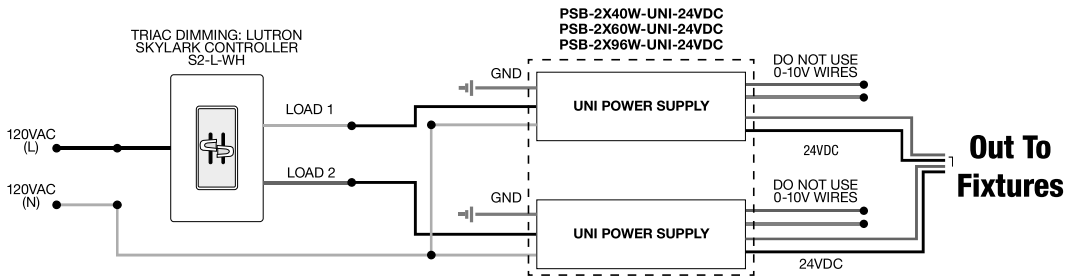
**Ordering Codes 5.1 x 14.25 inch:** PSB-40W-UNI-24VDC-IW  
PSB-60W-UNI-24VDC-IW  
PSB-96W-UNI-24VDC-IW

**Ordering Codes 8.5 x 14.25 inch:** PSB-2X40W-UNI-24VDC-IW  
PSB-2X60W-UNI-24VDC-IW  
PSB-2X96W-UNI-24VDC-IW

## WIRING DIAGRAMS UNIVERSAL POWER SUPPLY

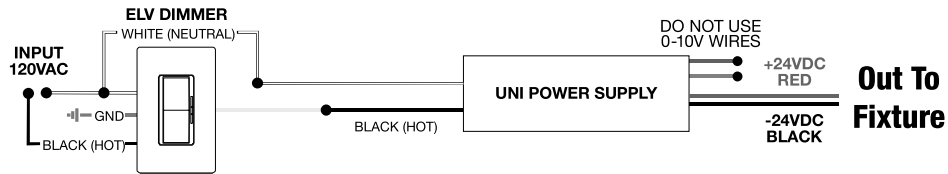
**Application:** Triac dimming for two power supplies, use for Static White, Dynamic/Tunable White

**Dimming:** Dimmable with Triac dimmer: Lutron: Skylark S2-L



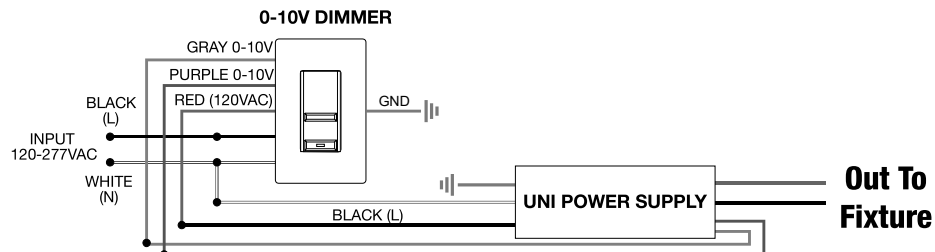
**Application:** ELV dimming for Static White and Warm Dim

**Dimming:** Dimmable with ELV dimmer: Legrand, Adorne ADTP703TU; Lutron: Diva DVELV-300P, Skylark SELV-300P, Maestro MAELV-600 and Radio Ra 2



**Application:** 0-10V dimming for Static White

**Dimming:** Dimmable with 0-10V dimmer: Philips Sunrise: SR1200ZTUNV; Lutron Diva: DVTV-WH, DVSTV-WH; Lutron Nova T: NTSTV-DV-XX; Lutron Grafix EYE QS: QSGRJ-XP; Lutron Radio Ra2: RRD-10ND; Leviton: LEV40050; Leviton IP710-LFZ; Legrand: ADPD4FBL3P2W4



PROJECT		FIXTURE TYPE		DATE	
---------	--	--------------	--	------	--


# VANITY TM30 DATA

24VDC WALL LIGHT VERTICAL WITH WARM DIM TECHNOLOGY

**TM-30-15 DATA:** The data below is for SS5C bare LED Soft Strips. Consistent color temperatures throughout a single strip and among multiple strips is possible through a 3 phase binning process in which each order is inspected with a color meter to ensure uniformity.

**2200K** | Rf: 83.9 | Rg: 94.9

COLOR VECTOR GRAPHIC




■ Test ■ Reference

HUE BIN	Rf	GRAPHIC SHIFTS %	
		CHROMA	HUE
1	77.6	-10.0%	1.8%
2	80.7	-7.5%	7.0%
3	79.5	-2.9%	8.9%
4	90.5	-3.1%	2.4%
5	93.9	-1.3%	1.9%
6	91.9	-0.9%	-0.2%
7	87.6	-6.3%	-2.7%
8	90.5	-5.4%	2.7%
9	83.8	-4.7%	6.5%
10	81.2	-2.5%	10.0%
11	83.3	3.9%	9.4%
12	86.4	5.6%	2.6%
13	86.2	4.5%	-12.4%
14	64.3	-1.0%	-21.9%
15	85.1	-4.4%	-7.5%
16	75.0	-9.9%	-12.0%

**2700K** | Rf: 87.7 | Rg: 96.1

COLOR VECTOR GRAPHIC




■ Test ■ Reference

HUE BIN	Rf	GRAPHIC SHIFTS %	
		CHROMA	HUE
1	86.4	-5.6%	2.3%
2	89.7	-3.3%	3.1%
3	90.5	-1.5%	3.8%
4	90.0	-4.3%	1.1%
5	92.9	-3.7%	0.2%
6	93.5	-2.5%	-0.8%
7	86.3	-7.2%	2.5%
8	90.7	-4.0%	3.2%
9	85.2	-2.4%	8.1%
10	81.7	0.9%	10.8%
11	85.4	4.5%	8.9%
12	88.7	5.7%	-1.4%
13	88.3	1.3%	-7.9%
14	85.1	2.4%	-10.4%
15	88.1	-4.8%	-2.7%
16	81.7	-4.3%	-10.9%

**3000K** | Rf: 88.1 | Rg: 99.7

COLOR VECTOR GRAPHIC




■ Test ■ Reference

HUE BIN	Rf	GRAPHIC SHIFTS %	
		CHROMA	HUE
1	87.7	-5.9%	-0.3%
2	87.9	-4.4%	4.3%
3	82.9	-1.2%	7.9%
4	89.9	0.6%	4.7%
5	92.7	3.0%	3.5%
6	92.7	3.6%	-1.7%
7	90.8	-1.3%	-4.4%
8	93.7	-2.5%	-2.2%
9	91.7	-3.7%	2.3%
10	85.5	-2.8%	7.8%
11	83.3	0.7%	11.0%
12	86.4	5.5%	3.8%
13	90.6	4.6%	-3.6%
14	85.6	5.9%	-8.4%
15	89.5	-0.6%	-5.7%
16	82.6	-2.7%	-12.0%

**3500K** | Rf: 86.1 | Rg: 95.5

COLOR VECTOR GRAPHIC




■ Test ■ Reference

HUE BIN	Rf	GRAPHIC SHIFTS %	
		CHROMA	HUE
1	86.6	-4.2%	3.4%
2	91.7	-1.4%	1.8%
3	94.9	-0.7%	0.4%
4	87.9	-4.5%	-4.1%
5	85.9	-10.3%	-2.7%
6	89.8	-5.2%	-0.4%
7	79.6	-9.5%	6.5%
8	87.6	-4.0%	5.7%
9	81.4	-0.5%	11.8%
10	78.3	3.3%	11.4%
11	85.7	6.3%	6.1%
12	86.3	7.1%	-4.6%
13	86.1	-0.7%	-9.6%
14	85.1	0.8%	-10.4%
15	83.4	-4.1%	-5.3%
16	82.5	-3.6%	-5.7%

**4000K** | Rf: 87.6 | Rg: 96.8

COLOR VECTOR GRAPHIC

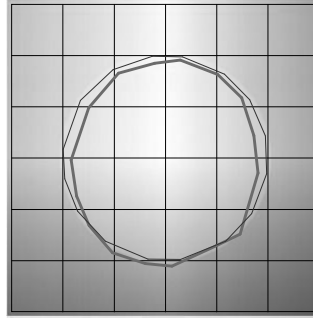


■ Test ■ Reference

HUE BIN	Rf	GRAPHIC SHIFTS %	
		CHROMA	HUE
1	89.0	-3.1%	2.1%
2	93.2	-0.9%	1.3%
3	94.3	-1.1%	0.7%
4	89.5	-4.0%	-2.3%
5	87.6	-7.8%	-1.8%
6	92.2	-4.6%	0.1%
7	87.4	-6.6%	3.6%
8	85.7	-3.8%	7.0%
9	81.5	-1.3%	12.4%
10	80.0	0.9%	11.4%
11	83.3	5.9%	8.7%
12	89.7	4.8%	-0.3%
13	88.5	2.4%	-6.3%
14	92.7	4.0%	-3.8%
15	86.1	-1.6%	-4.5%
16	85.0	-1.4%	-5.0%

**5700K** | Rf: 80.3 | Rg: 91.5

COLOR VECTOR GRAPHIC



■ Test ■ Reference

HUE BIN	Rf	GRAPHIC SHIFTS %	
		CHROMA	HUE
1	73.8	-11.2%	2.6%
2	83.7	-5.5%	5.8%
3	84.2	-4.0%	5.5%
4	85.8	-3.5%	1.3%
5	85.3	-7.1%	0.6%
6	89.2	-5.8%	-2.2%
7	81.5	-10.7%	1.2%
8	75.7	-9.7%	8.5%
9	74.9	-7.8%	18.8%
10	67.8	-1.6%	18.0%
11	76.1	5.5%	12.0%
12	90.8	4.9%	-1.6%
13	83.6	5.0%	-9.5%
14	81.7	-1.2%	-10.0%
15	69.0	2.0%	-22.8%
16	83.2	-8.5%	-1.0%

PROJECT	FIXTURE TYPE	DATE
---------	--------------	------


# VANITY TM30 DATA

24VDC WALL LIGHT VERTICAL WITH WARM DIM TECHNOLOGY

**TM-30-15 DATA:** The data below is for SS5C bare LED Soft Strips. Consistent color temperatures throughout a single strip and among multiple strips is possible through a 3 phase binning process in which each order is inspected with a color meter to ensure uniformity.

**2700D** | Rf: 89.5 | Rg: 100.8

COLOR VECTOR GRAPHIC




■ Test ■ Reference

HUE BIN	Rf	GRAPHIC SHIFTS %	
		CHROMA	HUE
1	88.8	-5.1%	1.4%
2	89.8	-2.7%	4.1%
3	87.2	0.3%	5.9%
4	92.3	-0.9%	1.0%
5	93.3	1.5%	1.7%
6	92.4	3.6%	-0.2%
7	92.2	-0.9%	-2.4%
8	96.7	-0.4%	-1.1%
9	92.3	-1.2%	3.7%
10	88.9	-0.0%	6.1%
11	86.4	5.1%	7.4%
12	88.2	6.3%	-0.9%
13	87.2	3.8%	-8.1%
14	84.2	3.8%	-11.0%
15	89.8	-2.6%	-4.3%
16	82.7	-3.4%	-11.1%

**3000D** | Rf: 89.8 | Rg: 101.4

COLOR VECTOR GRAPHIC



■ Test ■ Reference

HUE BIN	Rf	GRAPHIC SHIFTS %	
		CHROMA	HUE
1	90.2	-4.2%	1.5%
2	90.9	-2.0%	3.7%
3	87.9	0.8%	5.5%
4	92.1	-0.9%	0.6%
5	93.0	1.5%	1.6%
6	92.2	3.9%	-0.2%
7	92.1	-0.3%	-2.0%
8	96.7	0.0%	-1.2%
9	92.5	-0.6%	3.7%
10	88.3	1.1%	7.0%
11	87.2	4.1%	7.4%
12	87.2	6.7%	-1.0%
13	88.2	3.8%	-7.2%
14	85.3	4.3%	-9.9%
15	90.9	-2.2%	-3.6%
16	83.4	-2.2%	-11.2%

PROJECT		FIXTURE TYPE		DATE	
---------	--	--------------	--	------	--