


19596, TRIM, 3 1/4IN SQUARE REGRESS



Product Details

Item No.	:	19596-08
Finish	:	Satin Copper
Length	:	4.25"
Width	:	4.25"
Height	:	2"
Est. Weight	:	0.78 lbs
Approval	:	cETLus

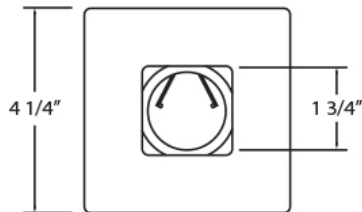
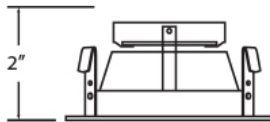
BULB DETAILS

No. of Bulbs	:	1
Bulb Type	:	MR16
Bulb Voltage	:	12V
Bulb Wattage	:	50W
Input Voltage	:	120V
Dimmable	:	Yes
Bulb Included	:	No

Options Available

ITEM NO.	FINISH	SHADE
19596-01	Black	
19596-02	White	
19596-03	Gold	
19596-04	Satin Nickel	
19596-05	Chrome	
19596-06	Antique Brass	
19596-08	Satin Copper	
19596-09	Bronze	

Square profile with square opening. Light source is hidden up inside; cut-out gives the appearance of a sheer opening into the ceiling. Stamped metal construction.



TECHNICAL DETAILS

Cut Hole	:	3.5"
----------	---	------

HOUSING DETAILS

HOUSING #	APPLICATION	CUT HOLE	LENGTH	WIDTH	LAMPING
GU325	Remodel	3.5"	12"	4"	
GUC325	New Construction	3.5"	12.125"	7.75"	50W GU10 120V
GUI325	Insulated Ceiling Airtight	3.5"	12.625"	9"	
TERE-325	Remodel	3.5"	12"	4.625"	
TENC-325B	New Construction	3.5"	12.125"	7.75"	50W MR16 12V
TEIN-325	Insulated Ceiling Airtight	3.5"	12.625"	9"	

PROJECT INFORMATION

Job Name: Date: Type:

Comments: