


8" NCDL EXT 24.5W



24.5W REPLACES



**125W
Inc.**

80% Energy Savings

PRO



- ⌚ Suitable for new construction and remodel installations
- ⌚ External driver for easy installation
- ⌚ Edge lighting technology
- ⌚ Innovative design saves time and materials
- ⌚ Easy to use spring action clips
- ⌚ Wet location, IC & air-tight rated



50,000 H



DIMMABLE



78 LPW EFFICACY



5 YR WARRANTY



CRI (Ra)



WET LOCATION*



NEW CONSTRUCTION DOWNLIGHT EXTERNAL DRIVER PRODUCT FEATURES

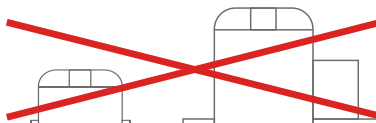
External Driver Suitable for Daisy Chain Applications

This downlight has been engineered for both new construction and remodel residential installations. All wiring takes place inside the extruded aluminum external driver box which features a wire clamp for convenient installation and a large wiring space designed for daisy chain applications. Once wiring is complete, simply connect the downlight and driver box together. Save time and materials with this easy to install downlight.

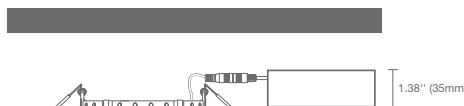


No J-box or Housing Needed - IC & Air-tight Rated

No J-box or Recessed Can Required

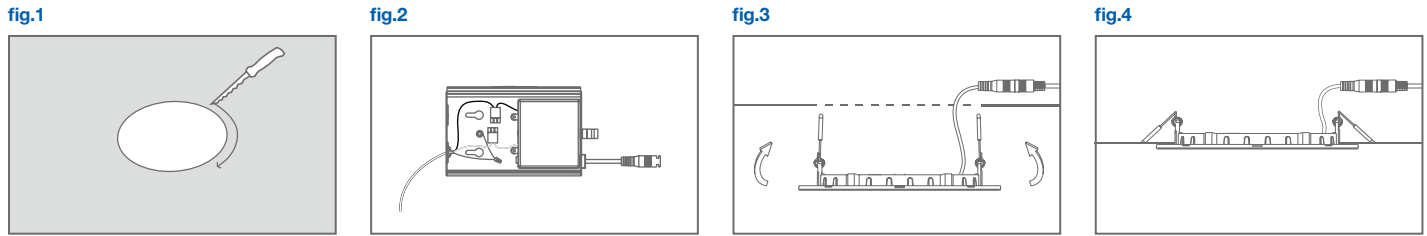


Suitable for Shallow Ceiling Applications
IC and Air-tight rated



This downlight installs directly into the ceiling without the need for an additional J-box or recessed can. The slim design allows these wet location, IC and air-tight rated downlights to fit into any ceiling, including those with shallow ceiling space.

NEW CONSTRUCTION OR REMODEL INSTALLATION



1. Make sure the POWER IS TURNED OFF at the source to the area in which you are installing the product.
2. If existing can is present, remove from ceiling or move it out of the way as it will not be needed during installation. Measure the ceiling opening to make sure the edge of the luminaire will cover the entire hole and still sit firmly in the ceiling before proceeding. If a new hole is needed, place the provided sticker on the ceiling at desired hole location. Cut the hole along the outside edge of the sticker. (fig. 1)
3. Open the j-box and insert the incoming power supply through the j-box wire clamp. Insert wires into the downlight quick connectors (black to black, white to white) and wire the grounds together. For new construction installations use the inner key holes to screw the j-box to the building structure. Connect the j-box to the downlight. For remodel installations, attach the j-box to the downlight by clipping one of the downlight's spring clips directly onto the j-box. (fig. 2)
4. With the j-box in the ceiling, push up the spring-action clips and insert the downlight into the ceiling. Release the springs and make sure the downlight is secure and sitting flush in the ceiling. (fig. 3 & 4)
5. Restore power at the source and the installation is complete.

SPECIFICATIONS

Product Model	98110 24.5NCDLR8DIM/927/EXT	98111 24.5NCDLR8DIM/930/EXT	98112 24.5NCDLR8DIM/940/EXT
Type	8" New Construction Downlight	8" New Construction Downlight	8" New Construction Downlight
Power	24.5	24.5	24.5
Voltage - Frequency	120V 60Hz	120V 60Hz	120V 60Hz
Color Temp. (ANSI)	Soft White 2700K	Warm White 3000K	Cool White 4000K
CRI (Ra)	90	90	90
Typical lumens (lm)	1820	1920	1920
Efficacy (LPW)	74	78	78
Beam Angle	110°	110°	110°
Dimmable	Yes	Yes	Yes
Power Factor	0.9	0.9	0.9
Rated Lifetime - L70 (hrs.)	50,000	50,000	50,000
Temperature Rating	-4°F/-20°C - 95°F/35°C	-4°F/-20°C - 95°F/35°C	-4°F/-20°C - 95°F/35°C
Dia. x MOL	9.13"x0.96" (232x24mm)	9.13"x0.96" (232x24mm)	9.13"x0.96" (232x24mm)
Driver Dimensions (LxWxH)	5.70"x3.54"x1.38" (145x90x35mm)	5.70"x3.54"x1.38" (145x90x35mm)	5.70"x3.54"x1.38" (145x90x35mm)
Ceiling Opening Dia.	8.07" (205mm)	8.07" (205mm)	8.07" (205mm)
Weight (lb. / g)	1.55 lb. / 707.5g	1.55 lb. / 707.5g	1.55 lb. / 707.5g

ACCESSORY ORDERING INFORMATION

Model	Product	Description	Model	Product	Description
DLNC8GOOF	98238	8" THINFIT Series GOOF RING	NCDLR8TRIMBL	98365	8" THINFIT EXT Series Black Trim
NCDLRPLATE	98281	8" THINFIT EXT Series New Construction Plate for Stud/Joist Mounting	NCDLR8TRIMBN	98366	8" THINFIT EXT Series Brushed Nickel Trim
NCDLCON6	98236	THINFIT EXT 120V Series 6ft extension cable	NCDLR8TRIMBZ	98367	8" THINFIT EXT Series Bronze Trim
NCDLCON20	98237	THINFIT EXT 120V Series 20ft extension cable			

* Suitable for wet locations