



# RECESSED ADJUSTABLE

## 3-1/4" APERTURE

### Non-IC Rated, PAR16 or PAR20 Halogen

# TC13N

### PRODUCT DESCRIPTION

Recessed adjustable PAR20/PAR16 luminaire with 3/4" aperture and precision geared hot-aiming. Fixture has 50° visual cutoff to lamp and lamp image. Sealed Air-Loc housing ensures maximum energy savings and controls plenum sound transmission. Low profile non-IC housing is for use in non-insulated areas, or where insulation is spaced at least 3" from housing.

### PRODUCT SPECIFICATIONS

**Trims Style** Trim Ring, Self Flanged and Flush Mount Trims utilize torsion spring retention for tight, secure fit to ceiling • Trim ring features beveled knife edge for clean ceiling interface • Self Flanged reflectors with polished or optional white painted flange • Flush Mount trims must be used with FMA4 Flush Mount Adapter.

**Socket** Medium base porcelain socket with nickel plated copper screw shell.

**Lamp** One 50W PAR20 or 75W PAR16 lamp max. (See trim for max. lamp rating)

**Adjustability** Acu-Aim™ precision geared hot-aiming achieves 370° rotation, 40° tilt • Optimized center lamp beam optics translates lamp forward as it is aimed off nadir, insuring maximum light and low brightness • Black aiming mechanism with shield prevents visibility into fixture and preserves dark aperture • Shield hinges out of way to facilitate maintenance.

**Codes/Labels** UL and cUL listed for direct contact with insulation, through-branch wiring, damp locations (wet location with approved trims) • Meets energy code Air Leakage requirements per ASTM E283 • Product thermally protected • Union made.

#### Patented (US Patent 8,038,113) Pro-VI™ Bar Hanger System

With locking set screws, permits quick placement of housing within 24" O.C. joists or suspended ceilings • Robust bar eliminates flexing regardless of fixture position • Integral T-bar notch with locking tabs secures housing to suspended ceiling grid • Captive bugle-headed ring shank nail for quick one-step installation • Bar Hanger foot aligns to bottom of construction joist and breaks away for use in suspended ceilings.

**Junction Box** Rated for 8 No. 12 AWG 90° C through branch circuit conductors and includes (5) 1/2", (1) 3/4", and (4) Non-metallic sheathed cable knock-outs • Push-in electrical connectors for field connections.

**Housing/Mounting Frame** Black steel plaster frame and housing painted for visually dark interior • V-Notch in plaster frame aids fixture alignment during installation • Patent pending Tru-Line™ Adjustment Mechanism featuring +/- 1/2" translation aids fixture alignment after installation, prior to drywall.

**Ceiling Thickness** 1/2" – 7/8" ceiling standard • For thicker ceilings, order CTA4N-125 (7/8"-1 1/4"), CTA4N-163 (1 1/4"-1 5/8") or CTA4N-200 (1 5/8" – 2").

Project: \_\_\_\_\_

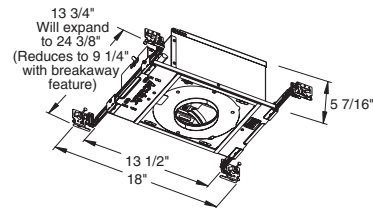
Fixture Type: \_\_\_\_\_

Location: \_\_\_\_\_

Contact/Phone: \_\_\_\_\_



### DIMENSIONS



4 1/4" CEILING CUTOUT  
(4 3/8" FOR FLUSH MOUNT)

### Ordering Information Example: TC13N

Housing	Options
TC13N	CP Chicago Plenum

### Accessories

Cat. #	Description
FMA4	Flush Mount Adapter
CTA4N-125	1 1/4" Thick Ceiling Adapter
CTA4N-163	1 5/8" Thick Ceiling Adapter
CTA4N-200	2" Thick Ceiling Adapter





To order, specify catalog number.

# 3 1/4" RECESSED ADJUSTABLE

Trim Selection (Trim Ring, Self Flanged, Flush Mount)

## TC13N, PAR16 or PAR20 Halogen

### DOWNLIGHT (Trim Ring Catalog # Shown)

Cat. No.	Description	Lamp Rating
<b>Deep Downlight Cone</b>		
 <b>437NB-ABZ</b>	Black Alzak® Cone	75W PAR16/
<b>437NB-SC</b>	Black Alzak® Cone	50W PAR20
<b>437NB-WH†*</b>	Black Alzak® Cone	
<b>437NC-WH†*</b>	Clear Alzak® Cone	
<b>437NHZ-SC</b>	Haze Alzak® Cone	
<b>437NHZ-WH†*</b>	Haze Alzak® Cone	
<b>437NWHZ-ABZ</b>	Wheat Haze Alzak® Cone	
<b>437NWHZ-WH†*</b>	Wheat Haze Alzak® Cone	
<b>Deep Downlight Baffle</b>		
 <b>434NB-ABZ</b>	Black Baffle	75W PAR16/
<b>434NB-SC</b>	Black Baffle	50W PAR20
<b>434NB-WH</b>	Black Baffle	
<b>434NW-WH</b>	White Baffle	
<b>Downlight 1 1/4" Pinhole</b>		
 <b>4337N-ABZ</b>	Black Alzak® Reflector	75W PAR16/
<b>4337N-SC</b>	Black Alzak® Reflector	50W PAR20
<b>4337N-WH**</b>	Black Alzak® Reflector	
<b>Downlight Regressed 1 3/4" Pinhole</b>		
 <b>4307N-WH**</b>	Black Alzak® Reflector	75W PAR16/
		50W PAR20

### LENSED (Trim Ring Catalog # Shown)

<b>Downlight Lensed Trim</b>		
 <b>432NB-WH†*</b>	Black Alzak® Cone	75W PAR16/
<b>432NC-WH†*</b>	Clear Alzak® Cone	50W PAR20
<b>432NHZ-SC</b>	Haze Alzak® Cone	
<b>432NHZ-WH†*</b>	Haze Alzak® Cone	
<b>432NWHZ-ABZ</b>	Wheat Haze Alzak® Cone	
<b>432NWHZ-WH†*</b>	Wheat Haze Alzak® Cone	
<b>Angle-Cut Lensed Trim</b>		
 <b>431NB-WH†*</b>	Black Alzak® Cone	75W PAR16/
<b>431NC-WH†*</b>	Clear Alzak® Cone	50W PAR20
<b>431NHZ-SC</b>	Haze Alzak® Cone	
<b>431NHZ-WH†*</b>	Haze Alzak® Cone	
<b>431NWHZ-ABZ</b>	Wheat Haze Alzak® Cone	
<b>431NWHZ-WH†*</b>	Wheat Haze Alzak® Cone	
<b>Downlight 1 1/4" Pinhole with uniformity lens</b>		
 <b>4332N-ABZ</b>	Black Alzak® Reflector	75W PAR16/
<b>4332N-SC</b>	Black Alzak® Reflector	50W PAR20
<b>4332N-WH**</b>	Black Alzak® Reflector	
<b>Adjustable 1 1/4" Pinhole with uniformity lens</b>		
 <b>4331N-ABZ</b>	Black Alzak® Reflector	75W PAR16/
<b>4331N-SC</b>	Black Alzak® Reflector	50W PAR20
<b>4331N-WH**</b>	Black Alzak® Reflector	
<b>Downlight Regressed 1 3/4" Pinhole with uniformity lens</b>		
 <b>4302N-WH**</b>	Black Alzak® Reflector	75W PAR16/
		50W PAR20
<b>Adjustable Regressed 1 3/4" Pinhole with uniformity lens</b>		
 <b>4301N-WH**</b>	Black Alzak® Reflector	75W PAR16/
		50W PAR20

†Self Flanged: Replace "-WH" suffix with "-SF".

For self flanged reflector with optional white painted flange, replace "-SF" suffix with "-SEWH".

**Flush Mount:** \*Replace "-WH" suffix with "-FM". \*\*Add "FM" to the Catalog #.

Flush Mount trims must be used with FMA4 Flush Mount Adapter, ordered separately.

### ADJUSTABLE ACCENT (Trim Ring Catalog # Shown)

Cat. No.	Description	Lamp Rating
<b>Angle-Cut Cone</b>		
 <b>438NB-ABZ</b>	Black Alzak® Cone	75W PAR16/
<b>438NB-SC</b>	Black Alzak® Cone	50W PAR20
<b>438NB-WH†*</b>	Black Alzak® Cone	
<b>438NC-WH†*</b>	Clear Alzak® Cone	
<b>438NHZ-SC</b>	Haze Alzak® Cone	
<b>438NHZ-WH†*</b>	Haze Alzak® Cone	
<b>438NWHZ-ABZ</b>	Wheat Haze Alzak® Cone	
<b>438NWHZ-WH†*</b>	Wheat Haze Alzak® Cone	
<b>20° Angle-Cut Cone</b>		
 <b>430NB-WH†*</b>	Black Alzak® Cone	75W PAR16/
<b>430NC-WH†*</b>	Clear Alzak® Cone	50W PAR20
<b>430NHZ-SC</b>	Haze Alzak® Cone	
<b>430NHZ-WH†*</b>	Haze Alzak® Cone	
<b>430NWHZ-ABZ</b>	Wheat Haze Alzak® Cone	
<b>430NWHZ-WH†*</b>	Wheat Haze Alzak® Cone	
<b>Slot Angle-Cut Cone</b>		
 <b>436NB-ABZ</b>	Black Alzak® Cone	75W PAR16/
<b>436NB-SC</b>	Black Alzak® Cone	50W PAR20
<b>436NB-WH†*</b>	Black Alzak® Cone	
<b>436NC-WH†*</b>	Clear Alzak® Cone	
<b>436NHZ-SC</b>	Haze Alzak® Cone	
<b>436NHZ-WH†*</b>	Haze Alzak® Cone	
<b>436NWHZ-ABZ</b>	Wheat Haze Alzak® Cone	
<b>436NWHZ-WH†*</b>	Wheat Haze Alzak® Cone	
<b>Angle-Cut Baffle</b>		
 <b>435NB-ABZ</b>	Black Baffle	75W PAR16/
<b>435NB-SC</b>	Black Baffle	50W PAR20
<b>435NB-WH</b>	Black Baffle	
<b>435NW-WH</b>	White Baffle	
<b>Adjustable 1 1/4" Pinhole</b>		
 <b>433N-ABZ</b>	Black Alzak® Reflector	75W PAR16/
<b>433N-SC</b>	Black Alzak® Reflector	50W PAR20
<b>433N-WH**</b>	Black Alzak® Reflector	
<b>Adjustable 1 3/4" Pinhole</b>		
 <b>4335N-ABZ</b>	Black Alzak® Reflector	75W PAR16/
<b>4335N-SC</b>	Black Alzak® Reflector	50W PAR20
<b>4335N-WH**</b>	Black Alzak® Reflector	
<b>Slot Pinhole</b>		
 <b>4345N-WH**</b>	Black Alzak® Reflector	75W PAR16/
		50W PAR20
<b>Adjustable Regressed 1 3/4" Pinhole</b>		
 <b>4308N-WH**</b>	Black Alzak® Reflector	75W PAR16/
		50W PAR20

### WALL WASH (Trim Ring Catalog # Shown)

<b>Lensed Wall Wash</b>		
 <b>439NB-WH†*</b>	Black Alzak® Cone	75W PAR16/
<b>439NC-WH†*</b>	Clear Alzak® Cone	50W PAR20
<b>439NW-WH†*</b>	White Cone	
<b>439NHZ-SC</b>	Haze Alzak® Cone	
<b>439NHZ-WH†*</b>	Haze Alzak® Cone	
<b>439NWHZ-ABZ</b>	Wheat Haze Alzak® Cone	
<b>439NWHZ-WH†*</b>	Wheat Haze Alzak® Cone	

Trim Ring Finish: ABZ - Classic Aged Bronze, BL - Black, SC - Satin Chrome, WH - White.