



Project: _____

Fixture Type: _____

Location: _____

Contact/Phone: _____

RECTANGULAR DIE CAST STEP-LIGHT

7W or 9W COMPACT
FLUORESCENT LAMP

PL115

PRODUCT DESCRIPTION

PL Housing designed for use in non-insulated areas • If installed where insulation is present, the insulation must be pulled back 3" from all sides of the PL housing.

PRODUCT SPECIFICATIONS

Lamp One 7W/9W twin tube CFL lamp.

Socket Horizontal mounted in housing.

Ballast 120V normal power factor magnetic • UL Listed/CSA certified.

Trims Available in white or black baked enamel on cast aluminum • Fastens to housing with two allen head screws • Opal diffuser supplied with all trims.

Labels UL listed for wet locations, concrete pour approved and IP • Union made • UL Listed/CSA certified.

Testing All reports are based on published industry procedures; field performance may differ from laboratory performance.

Product specifications subject to change without notice.

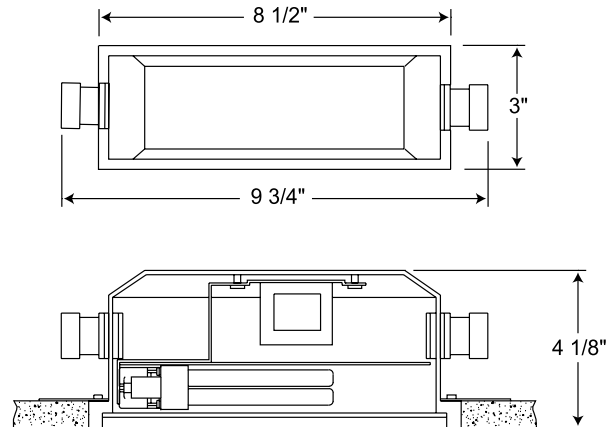
INSTALLATION

Mounting Two brackets supplied for nailing unit to studs.

Junction Box (2) ½" conduit compression connections and ground.

Housing Die cast aluminum painted white • Gasketed for wet location • 8½" L x 3" H x 4¼" D.

DIMENSIONS



8 1/2" X 3" WALL CUTOUT

PRODUCT CODES







Catalog Number	Input Voltage	Lamp Rating (max.)
PL115	120V	7W or 9W Twin Tube CFL

RECTANGULAR DIE CAST STEP-LIGHT

7W or 9W COMPACT
FLUORESCENT LAMP

PL115

TRIMS/LAMPS

	Cat. No.	Description	Lamp Rating
	835-WH	Full Opal Lens - White	7W or 9W Twin Tube CFL
	835-BL	Full Opal Lens - Black	
	836-WH	Opal Lens with Grill - White	7W or 9W Twin Tube CFL
	836-BL	Opal Lens with Grill - Black	
	837-WH	Opal Lens with Angled Louvers - White	7W or 9W Twin Tube CFL
	837-BL	Opal Lens with Angled Louvers - Black	

Trim Size: 9 $\frac{1}{8}$ " L x 3 $\frac{1}{8}$ " H
Trim Finish: WH - White, BL - Black.