

1095/1002P1 Series
Standard Incandescent

Complete Fixture consists of Reflector Trim & Frame-In Kit. Select each separately.

Reflector Trim	Frame-In Kit — See Individual Frame-In Kit Specification Sheets							
	Incandescent				Fluorescent			
	Frame-In Kit	Ceiling Type	Lamping	Height	Frame-In Kit	Ceiling Type	Lamping	Height
1095 Specular Gold	1002P1	Non-IC	75W A19	6 7/8"	1001F13U Series	UniFrame™ Non-IC	(1) Triple 13W (GX24q-1)	6"
1096 Specular Clear	1000IC	IC	60W A19	7 5/16"	1001F18U Series	UniFrame™ Non-IC	(1) Triple 18W (GX24q-2)	6"
1096CD Clear Diffuse	1004ICX	AirSeal® IC	60W A19	7 1/4"	1001F13ICU/N	Performance IC	(1) Triple 13W (GX24q-1)	7 1/4"
					1001F18ICU/N	Performance IC	(1) Triple 18W (GX24q-2)	7 1/4"

Features

- Deep Reflector:** Hydroformed aluminum, .040" thick (18 ga.); specular clear, specular gold or clear diffuse; matte white trim, self flanged. Depth provides 34° shielding angle.
- Frame-in-Kit:** (1002P1 standard frame shown.). See separate Frame-In Kit specification sheets for more details.

Options & Accessories

Extra Wide Flange Trim Ring: 1957 - 7" O.D.

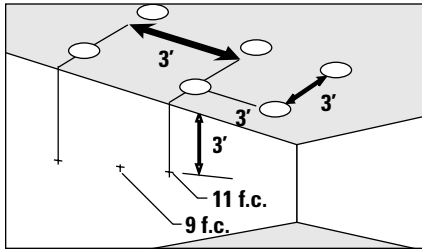
Labels

UL Listed (Suitable for damp locations), I.B.E.W.

Job Information	Type:
Job Name:	
Cat. No.:	
Lamp(s):	
Notes:	



Lighting Data



LIGHTING DATA

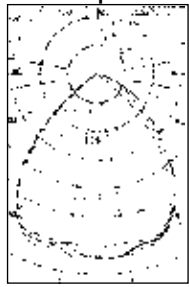
EXAMPLE: With specular clear and 75W A-19 units, located 3' from wall and 3' on center, (matching downlights 3' on center), the illumination on the wall 3' down from the ceiling is 15 f.c. beneath and 14 f.c. between fixtures.

Footcandles on Wall From Multiple Units: 75W A19 Specular Clear

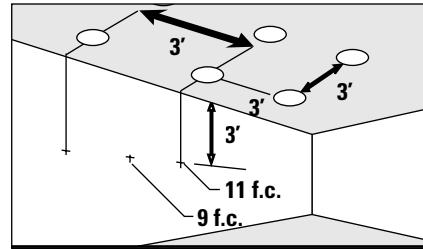
DISTANCE FROM CEILING, FT.	UNITS 2 FEET FROM WALL								
	2'			3'			4'		
1	17	17	17	13	9	13	13	5	13
2	23	22	23	17	14	17	15	8	15
3	21	21	21	15	14	15	12	10	12
4	17	16	17	11	11	11	8	9	8
5	12	12	12	8	8	8	6	7	6
6	9	9	9	7	7	7	5	5	5
7	7	7	7	5	5	5	4	4	4
8	5	5	5	4	4	4	3	3	3
9	4	4	4	3	3	3	3	3	3

Footcandle values are averaged and rounded off and are based on a minimum of five units.

Candlepower Curve



Report 1248FR
Efficiency = 49.1%
DOWNLIGHT SPACING RATIO= 1.2



LIGHTING DATA

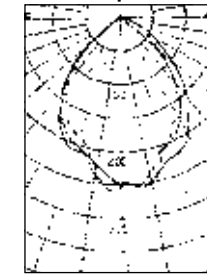
EXAMPLE: With specular clear and 13W QT, located 3' from wall and 3' on center, (matching downlights 3' on center), the illumination on the wall 3' down from the ceiling is 11 f.c. beneath and 9 f.c. between fixtures.

Footcandles on Wall From Multiple Units: 75W A19 Specular Clear

DISTANCE FROM CEILING, FT.	UNITS 2 FEET FROM WALL								
	2'			3'			4'		
1	13	12	13	10	7	10	9	4	9
2	17	17	17	13	10	13	12	6	12
3	15	15	15	11	9	11	9	7	9
4	11	11	11	8	7	8	6	5	6
5	8	8	8	6	6	6	5	4	5
6	6	6	6	4	4	4	3	3	3
7	5	5	5	3	3	3	3	3	3
8	4	4	4	3	3	3	2	2	2
9	3	3	3	2	2	2	2	2	2

Footcandle values are averaged and rounded off and are based on a minimum of five units.

Candlepower Curve



Report 1231FR
Efficiency = 51.3%
DOWNLIGHT SPACING RATIO= 1.2

COEFFICIENTS OF UTILIZATION

% EFFECTIVE CEILING CAVITY REFLECTANCE

ROOM CAVITY RATIO	% WALL REFLECTANCE															
	80			70			50			30			0			
	50	30	10	50	30	10	50	30	10	50	30	10	50	30	10	50
1	.54	.52	.51	.53	.52	.50	.51	.50	.49	.49	.48	.47	.47	.47	.46	.45
2	.50	.47	.45	.49	.47	.45	.47	.45	.44	.46	.44	.43	.44	.43	.42	.41
3	.45	.43	.41	.45	.42	.40	.43	.41	.40	.42	.40	.39	.41	.40	.38	.38
4	.42	.39	.37	.41	.39	.36	.40	.38	.36	.39	.37	.36	.38	.37	.35	.34
5	.39	.35	.33	.38	.35	.33	.37	.35	.33	.36	.34	.32	.36	.34	.32	.31
6	.36	.32	.30	.35	.32	.30	.34	.32	.30	.34	.31	.29	.33	.31	.29	.28
7	.33	.29	.27	.32	.29	.27	.32	.29	.27	.31	.28	.26	.30	.28	.26	.26
8	.30	.27	.24	.30	.26	.24	.29	.26	.24	.29	.26	.24	.28	.26	.24	.23
9	.28	.24	.22	.27	.24	.22	.27	.24	.22	.26	.24	.22	.26	.23	.22	.21

20% FLOOR CAVITY REFLECTANCE

DETERMINED IN ACCORDANCE WITH CURRENT IES PUBLISHED PROCEDURES.

COEFFICIENTS OF UTILIZATION

% EFFECTIVE CEILING CAVITY REFLECTANCE

ROOM CAVITY RATIO	% WALL REFLECTANCE															
	80			70			50			30			10			0
	50	30	10	50	30	10	50	30	10	50	30	10	50	30	10	51
1	.56	.55	.53	.55	.54	.53	.53	.52	.51	.51	.50	.49	.49	.49	.48	.47
2	.52	.49	.47	.51	.49	.47	.49	.47	.46	.47	.46	.45	.46	.45	.44	.43
3	.47	.44	.42	.47	.44	.42	.45	.43	.41	.44	.42	.40	.43	.41	.40	.39
4	.44	.40	.39	.43	.40	.38	.42	.39	.37	.41	.39	.37	.40	.35	.36	.35
5	.40	.37	.34	.40	.36	.34	.39	.36	.34	.38	.35	.33	.37	.35	.33	.32
6	.37	.33	.31	.36	.33	.31	.36	.33	.30	.35	.32	.30	.34	.32	.30	.29
7	.34	.30	.28	.33	.30	.28	.33	.30	.27	.32	.29	.27	.31	.29	.27	.26
8	.31	.28	.25	.31	.27	.25	.30	.27	.25	.30	.27	.25	.29	.26	.25	.24
9	.29	.25	.22	.28	.25	.22	.28	.25	.22	.27	.24	.22	.27	.24	.22	.21

20% FLOOR CAVITY REFLECTANCE

DETERMINED IN ACCORDANCE WITH CURRENT IES PUBLISHED PROCEDURES.

Job Information Type:

Lightolier a Genlyte company www.lightolier.com
 631 Airport Road, Fall River, MA 02720 • (508) 679-8131 • Fax (508) 674-4710
 We reserve the right to change details of design, materials and finish.
 © 2007 Genlyte Group LLC • 11007