


# PH 5-4½ & PH 6½-6

PHC-P / 6½-6 / LED 2700K (ra90) / 120-277V/60HZ / White / White textile / - / Dim 0-10v / 5741928695

The trumpet-shaped top shade provides illumination of the area above the three lower shades, which primarily direct the light downwards. A base reflector and a blue glare ring protect against glare from all angles. The strongest light is directly under the fixture. The shades have a matte white painted finish to ensure very comfortable lighting.



## Poul Henningsen

Poul Henningsen was born in Copenhagen by the famous Danish writer Agnes Henningsen. He never graduated as an architect, but studied at The Technical School at Frederiksberg, Denmark from 1911-14, and then at Technical College in Copenhagen from 1914-17.



## Musashino Academia Musicae



## Statsministeriet

# Product info

## Information

Electrical: System Wattage: 22 W - 96 W LED Wattage: 20 W - 94 W Delivered lumens: 1,645 - 4,420 Efficacy: 46.0 - 74.7 lm/W Certifications: cULus, Damp Location Protection class IP20 Controllability: Phase dimming or 0-10V dimming. Color Rendering: Ra≥90 for LED variants.

## Mounting

Suspension type: 1x stainless steel aircraft cable (PH 6½-6). Canopy: White. Cord type: 3-conductor, 18 AWG white PVC power cord. Cord length: 12'.

## Finish

White.

## Materials

Shades: Spun aluminum. Struts: Rolled aluminum.

## Sizes and weight

Width x Height x Length (in.) | 18.3 x 12.5 x 18.3 Max 5.4 lbs | 25.6 x 16.4 x 25.6 Max 19.1 lbs

## Compliance

cULus, Damp location.

## Specification notes

a. 5-4½ available in 1/22W/A-21/120V or 44W LED. b. 5-4½ available in 44W LED variants available with mains dimming at 120V or 0-10V dimming with 120-277V. c. 6½-6 available only in 97W LED with 0-10V dimming with 120-277V.

## Light source

LED 2700K (ra90)  
Lumen: 4420

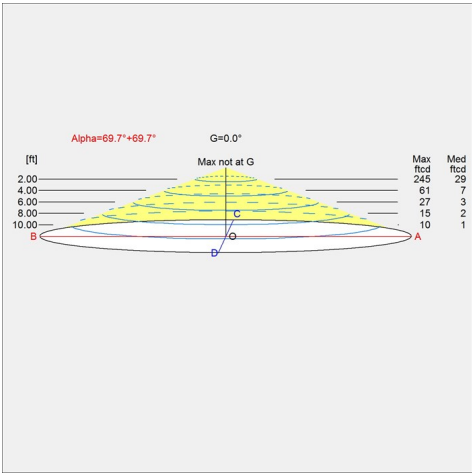
## Information

Electrical:  
System Wattage: 22 W - 96 W  
LED Wattage: 20 W - 94 W  
Delivered lumens: 1,645 - 4,420  
Efficacy: 46.0 - 74.7 lm/W  
Certifications:  
cULus, Damp Location  
Protection class IP20  
Controllability: Phase dimming or 0-10V dimming.  
Color Rendering: Ra≥90 for LED variants.

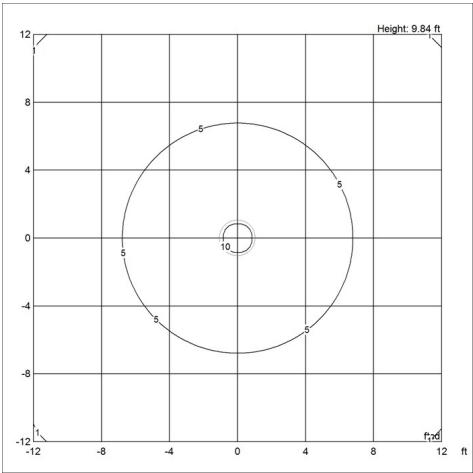


# Light distribution diagrams

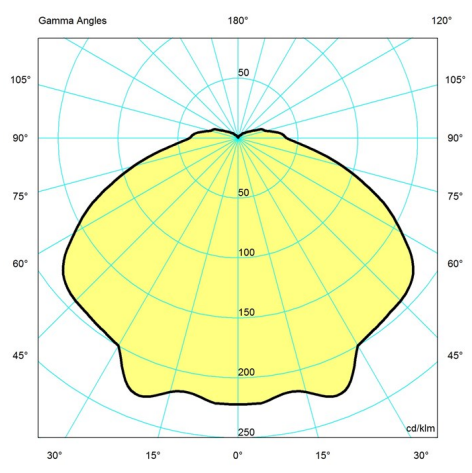
Cartesian



Isolux



Polar



## Spare parts & accessories

| Product                          | Variant number |
|----------------------------------|----------------|
| BOTTOM ASSEMBLY COMPLETE PH 5-4½ | 5741481815     |

## Data specifications

|                 |           |                                     |                  |
|-----------------|-----------|-------------------------------------|------------------|
| Colour          | White     | Length                              | 25.6             |
| Width           | 25.6      | Height                              | 16.4             |
| Built-in Height | -         | IP class                            | 20               |
| Class           | -         | Net Weight                          | 19.1             |
| Standby (W)     | -         | Power Factor (P = 100 % / P = 50 %) | -                |
| Inrush Current  | 70A/435µs | Light source                        | LED 2700K (ra90) |

## PH 5-4½ &amp; PH 6½-6


|                         |           |
|-------------------------|-----------|
| Kelvin                  | 2700      |
| SDCM                    | 3         |
| Watt                    | 96        |
| Light control           | Dim 0-10v |
| UGR Transversal / Axial | 19.0/19.0 |
| Driver life             | -         |

|                    |      |
|--------------------|------|
| CRI                | 90   |
| Lumen              | 4420 |
| Efficacy           | 46   |
| Min. Dim Level (%) | 10   |
| L80B50 (hours)     | -    |

# PH 5-4½ & PH 6½-6

PHC-P / 6½-6 / LED 3000K (ra90) / 120-277V/60HZ / White / White textile / - / Dim 0-10v / 5741938698

The trumpet-shaped top shade provides illumination of the area above the three lower shades, which primarily direct the light downwards. A base reflector and a blue glare ring protect against glare from all angles. The strongest light is directly under the fixture. The shades have a matte white painted finish to ensure very comfortable lighting.



## Poul Henningsen

Poul Henningsen was born in Copenhagen by the famous Danish writer Agnes Henningsen. He never graduated as an architect, but studied at The Technical School at Frederiksberg, Denmark from 1911-14, and then at Technical College in Copenhagen from 1914-17.



## Musashino Academia Musicae



## Statsministeriet

# Product info

## Information

Electrical: System Wattage: 22 W - 96 W LED Wattage: 20 W - 94 W Delivered lumens: 1,645 - 4,420 Efficacy: 46.0 - 74.7 lm/W Certifications: cULus, Damp Location Protection class IP20 Controllability: Phase dimming or 0-10V dimming. Color Rendering: Ra≥90 for LED variants.

## Mounting

Suspension type: 1x stainless steel aircraft cable (PH 6½-6). Canopy: White. Cord type: 3-conductor, 18 AWG white PVC power cord. Cord length: 12'.

## Finish

White.

## Materials

Shades: Spun aluminum. Struts: Rolled aluminum.

## Sizes and weight

Width x Height x Length (in.) | 18.3 x 12.5 x 18.3 Max 5.4 lbs | 25.6 x 16.4 x 25.6 Max 19.1 lbs

## Compliance

cULus, Damp location.

## Specification notes

a. 5-4½ available in 1/22W/A-21/120V or 44W LED. b. 5-4½ available in 44W LED variants available with mains dimming at 120V or 0-10V dimming with 120-277V. c. 6½-6 available only in 97W LED with 0-10V dimming with 120-277V.

## Light source

LED 3000K (ra90)

Lumen: 4420

## Information

### Electrical:

System Wattage: 22 W - 96 W

LED Wattage: 20 W - 94 W

Delivered lumens: 1,645 - 4,420

Efficacy: 46.0 - 74.7 lm/W

### Certifications:

cULus, Damp Location

Protection class IP20

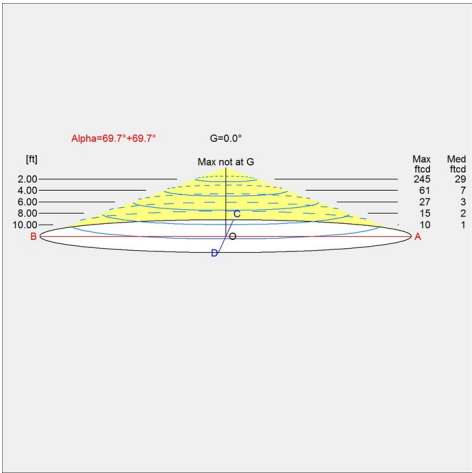
Controllability: Phase dimming or 0-10V dimming.

Color Rendering: Ra≥90 for LED variants.

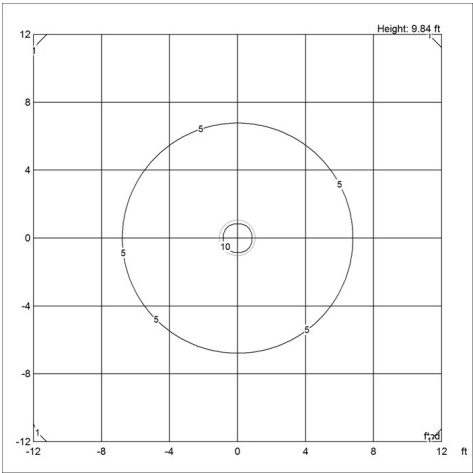


# Light distribution diagrams

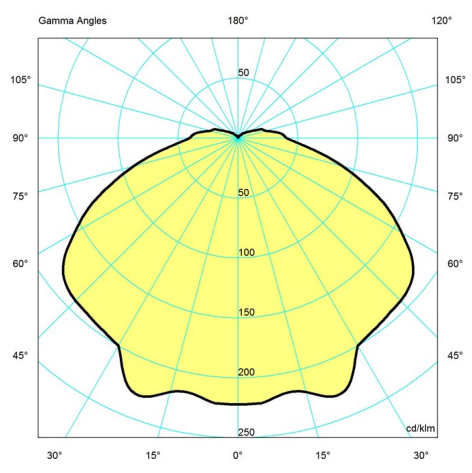
Cartesian



Isolux



Polar



## Spare parts & accessories

| Product                          | Variant number |
|----------------------------------|----------------|
| BOTTOM ASSEMBLY COMPLETE PH 5-4½ | 5741481815     |

## Data specifications

|                 |           |                                     |                  |
|-----------------|-----------|-------------------------------------|------------------|
| Colour          | White     | Length                              | 25.6             |
| Width           | 25.6      | Height                              | 16.4             |
| Built-in Height | -         | IP class                            | 20               |
| Class           | -         | Net Weight                          | 19.0             |
| Standby (W)     | -         | Power Factor (P = 100 % / P = 50 %) | -                |
| Inrush Current  | 70A/435µs | Light source                        | LED 3000K (ra90) |

**PH 5-4½ & PH 6½-6**

|                         |                  |
|-------------------------|------------------|
| Kelvin                  | <b>3000</b>      |
| SDCM                    | <b>3</b>         |
| Watt                    | <b>96</b>        |
| Light control           | <b>Dim 0-10v</b> |
| UGR Transversal / Axial | <b>19.0/19.0</b> |
| Driver life             | -                |

|                    |             |
|--------------------|-------------|
| CRI                | <b>90</b>   |
| Lumen              | <b>4420</b> |
| Efficacy           | <b>46</b>   |
| Min. Dim Level (%) | <b>10</b>   |
| L80B50 (hours)     | -           |