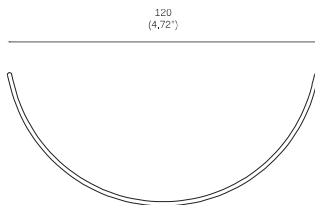




FLOATING FOREST BRIDGE, 2020

OVERALL DIMENSIONS



MATERIALS AND FINISHES



Polished Brass

NOTE

Dimensions may vary due to handmade product.

CLEANING INSTRUCTIONS


Polished Brass: As the item is unlacquered it will naturally oxidise and darken. Upon touching the items without gloves, fingerprints are likely to occur and leave marks. Use a good quality brass cleaning liquid and follow the product instructions using the extra soft dust cloth. Do not apply pressure on persistent marks. Remove them using repeated gentle motions and by reapplying the brass cleaning liquid.

HOW TO GERMINATE

Bridge is recommended for mango, acorn, avocado, walnut and for any other seeds.



1. Gently remove the mango seed from its husk. To see the full process, you can search for 'How to peel a mango seed' online.




2. Wrap your mango seed with the a wet paper towel and store in a dark container. Check on it every 3 days.



3. After the seed sprout, place the Bridge on top of a glass with enough water for the root to be immersed.



4. A small mango plant will grow in a few weeks.



5. When it stops growing, it is time to transfer your plant in the soil.