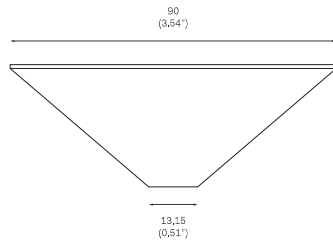




FLOATING FOREST CONE, 2015

OVERALL DIMENSIONS



MATERIALS AND FINISHES



Polished Brass

NOTE

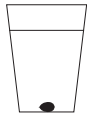
Dimensions may vary due to handmade product.

CLEANING INSTRUCTIONS

Polished Brass: As the item is unlacquered it will naturally oxidise and darken. Upon touching the items without gloves, fingerprints are likely to occur and leave marks. Use a good quality brass cleaning liquid and follow the product instructions using the extra soft dust cloth. Do not apply pressure on persistent marks. Remove them using repeated gentle motions and by reapplying the brass cleaning liquid.

HOW TO GERMINATE

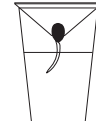
Cone is recommended for acorn, avocado, walnut and for any other seeds.



1. Place the acorn seed in water and let it soak for a few hours. Soaking will encourage acorns to germinate.




2. Nestle it into wet cotton wool and mist it daily until the root comes out.



3. After the seed sprout, place the Cone on top of a glass with enough water for the root to be immersed.



4. A small plant will grow in a few weeks.



5. When it stops growing, it is time to transfer your plant in the soil.