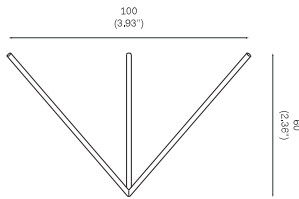




## FLOATING FOREST PYRAMID, 2020

### OVERALL DIMENSIONS



### MATERIALS AND FINISHES



Polished Brass

#### NOTE

Dimensions may vary due to handmade product.

### CLEANING INSTRUCTIONS

Polished Brass: As the item is unlacquered it will naturally oxidise and darken. Upon touching the items without gloves, fingerprints are likely to occur and leave marks. Use a good quality brass cleaning liquid and follow the product instructions using the extra soft dust cloth. Do not apply pressure on persistent marks. Remove them using repeated gentle motions and by reapplying the brass cleaning liquid.

### HOW TO GERMINATE

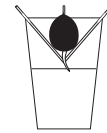
Mobile is recommended for avocado seeds but feel free to try with other seeds.



1. Gently remove the avocado seed, avoid using a knife as it might damage the seed and clean the seed under warm water.



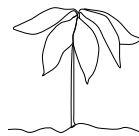
2. Wrap the seed in a sheet of wet paper towel and keep it in a dark and warm spot. Check on your seed every 3 days.



3. After the seed sprout, place the Pyramid on top of a glass with enough water for the root to be immersed.



4. A small plant will grow in a few weeks.



5. When it stops growing, it is time to transfer your plant in the soil.