

LED PANEL LIGHT

National Specialty Lighting's LED Panel Lights are designed to replace traditional fluorescent troffers while providing superior light with virtually no maintenance. These state of the art, edge lit LED panels come in three sizes and are made with premium materials assuring you of optimum performance and the best lumen maintenance in the industry.

Why Choose LED Panel Lights from NSL?

- ✓ Super bright LM80 LED 0.5W 2835SMD, Ra>80
- ✓ Lumen output: 110–120lm/w DLC4.0 Standard
- ✓ 125–140lm/w DLC4.0 Premium
- ✓ Longbright brand isolated driver, PF>0.9, THD≤15%
- ✓ AC100-277V, 0–10V dimmable
- ✓ PMMA LGP 3mm thick, Anti-Yellowing
- ✓ Non-flicker, No glare, No dark spot
- ✓ UL cUL DLC certifications
- ✓ Ideal replacement for traditional troffer with over 35% energy saving
- ✓ 5 Years warranty

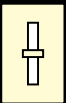

Applications

Residential:

- ✓ Kitchens
- ✓ Bathrooms
- ✓ Laundry rooms
- ✓ Pantries
- ✓ Rec Rooms

Commercial:

- ✓ Retail
- ✓ Offices
- ✓ Hallways
- ✓ Elevators
- ✓ Banquet Halls
- ✓ Restaurants



DIMMABLE!

NSL
NATIONAL SPECIALTY LIGHTING
www.nslusa.com



02/17

Not all LED panel lights are equal.


NSL uses only the highest grade of materials in our panel construction. For example, our light guide plate which provides even light distribution across the panel surface is made of 3mm polymethyl methacrylate (PMMA) – the best in the business. No yellowing, no dark spots – ever.

The reflective paper used in our panels provides more than 95% reflectance, is rated to 150C, will not oxidize and will not fade over time.

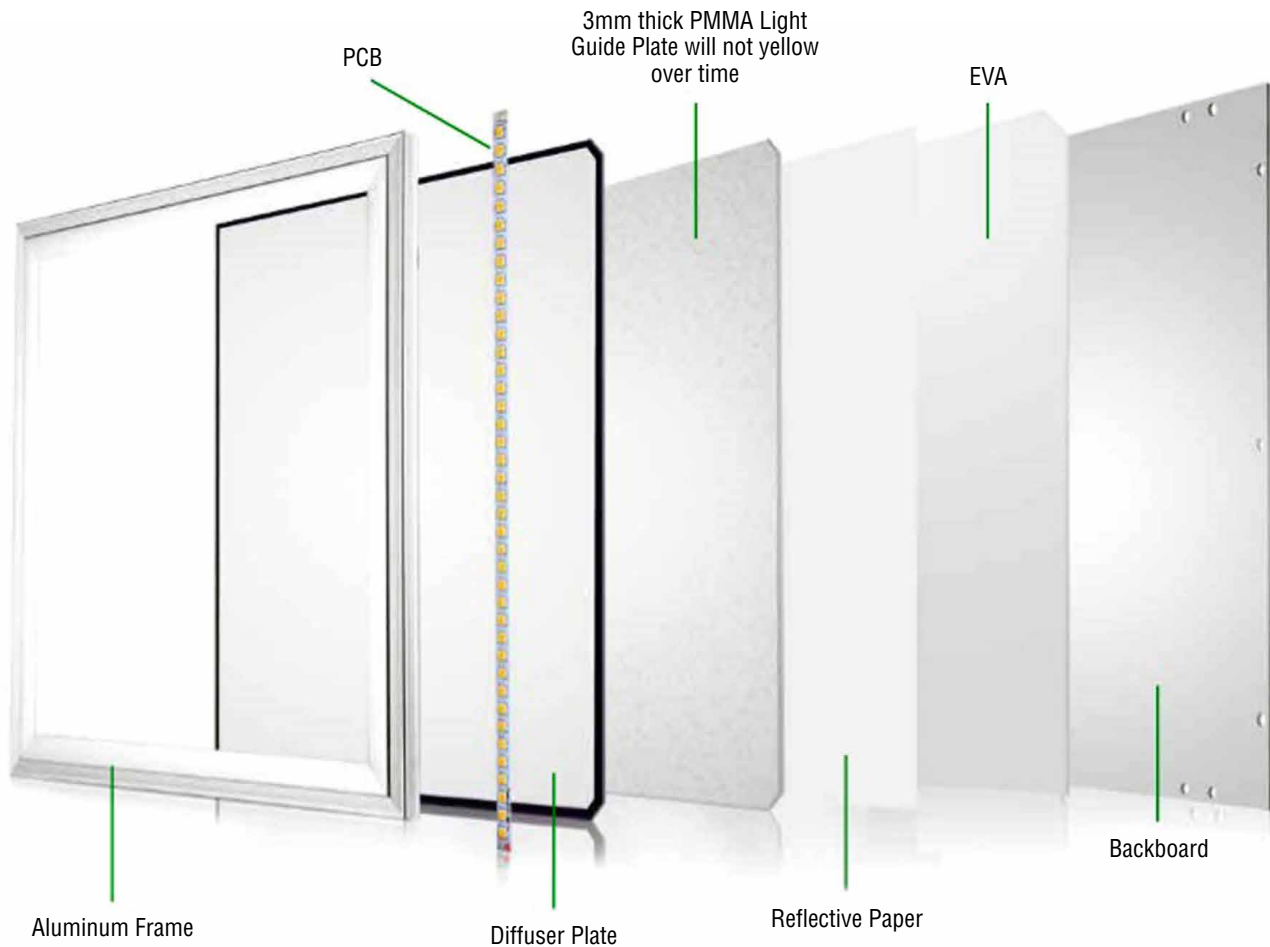
Our Anodized aluminum frames are sturdy, corrosion free and remove heat from the LED light source.



▲ Anodized aluminum housing,
Fast heat dissipation, anti-corrosion.



◀ Longbright brand isolated drivers
used in our panel lights ensure the
best flicker free performance available.



Compresses layers to ensure perfectly even light distribution.

DLC 4.0 Standard

PART NUMBER	WATTS	INPUT VOLTAGE	LUMENS	SMD2835 LED QTY	SIZE	EFFICIENCY	CCT	NET WEIGHT
PL-2X2-40W-XX	40W	100-277V AC	4400lm	192 pcs	2' x 2' (603 x 603mm)	100-120lm/w	3000K 4000K 5000K	8.2lbs/pc
PL-1X4-40W-XX	40W		4400lm	192 pcs	1' x 4' (301 x 1213mm)			8.4lbs/pc
PL-2X4-60W-XX	60W		6600lm	336 pcs	2' x 4' (603 x 1213mm)			15.9lbs/pc

XX = LED Color: 30=3000K, 40=4000K, 50=5000K

DLC 4.0 Premium

PART NUMBER	WATTS	INPUT VOLTAGE	LUMENS	SMD2835 LED QTY	SIZE	EFFICIENCY	CCT	NET WEIGHT
PLP-2X2-40W-XX	40W	100-277V AC	5200lm	192 pcs	2' x 2' (603 x 603mm)	125-140lm/w	3000K 4000K 5000K	8.2lbs/pc
PLP-1X4-40W-XX	40W		5200lm	192 pcs	1' x 4' (301 x 1213mm)			8.4lbs/pc
PLP-2X4-60W-XX	60W		7800lm	384 pcs	2' x 4' (603 x 1213mm)			15.9lbs/pc


XX = LED Color: 30=3000K, 40=4000K, 50=5000K

Mounting Kits

SURFACE MOUNT KIT

Part # PL-2X2-SMK, PL-2X4-SMK, PL-1X4-SMK

Net Weight: 8.2lbs/pc



SUSPENSION KIT

Part# PL-2X2/1X4-SK for use with 2 x 2 and 1 x 4 panels.
PL-2X4-SK for use with 2 x 4 panels.

Net Weight: 8.4lbs/pc

