

Emergency LED Driver

Low Voltage | Gen 3



OPERATION

When AC power fails, OKT's EM series emergency LED driver immediately switches to the emergency mode, operating the LEDs at a reduced lumen output for a minimum of 90 minutes. When AC power is restored, the emergency driver automatically returns to the charging mode.

APPLICATION

Used on up to 300w led luminaire that driver's output is able to do wiring.

MOUNTING CONFIGURATIONS

Each unit is available in 4 different mounting configurations to accommodate various performance requirement and fixtures types.

- **Dual Flex (Standard)**

Provides dual flex for wiring to both the fixture or driver compartment and test accessories.



- **Integral Non-Flex (Optional)**

Allows for integral installation within the driver compartment. May also be mounted atop the fixture when used with a TMK cover accessory.



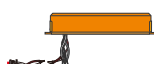
- **Single Flex (Optional)**

Mounts to the junction box and provides flexible conduit for remote mounting of the test accessories.



- **Top-Mount Non-Flex (Optional)**

Top-mounting option for running wires directly into the driver compartment. Test accessories are then installed within the fixture.



Standard

Recessed



CODE-REQUIRED TESTING

- **Initial Self-test after installation**
It will perform a functional test in 3 seconds after the driver installed to check the wiring and battery output when work. The indicator LED will be off or flicker in case of a failure or an error.
- **Second Self-Test In 120 Minutes**
It will perform second test in 120 minutes to check again. Upgrade in Gen 3: Repeat 4 times in every 120 minutes if fail in the second test.
- **Monthly Self-Test**
It will automatically perform a test every 30 days with a duration of 3 seconds, in which the wiring and battery output are checked. In case of a failure or an error, the indicator LED will be off or flicker.

INDICATOR STATUS

LED Indicators Status	EM Driver Status/Mode
• Solid Red ON	System OK/AC OK
• None (LED OFF)	Normal working on EM mode
• Flashing Red, 1s on/1s off (cycle)	Battery voltage is too low
• Flashing Red, 0.3s on/0.3s off (cycle)	System NG; Battery not detected, check battery connection;

Emergency LED Driver

Low Voltage | Gen 3



SPECIFICATION



Note:

- Low voltage emergency driver is suitable to backup the led fixtures that driver's output is able to do wiring.
- Power of LED fixture (Up to 100W) \geq Power of emergency driver.
- LED Driver Output Current: 5A Max

EM-L0854-LBF

Output Power

8 Watts

Output Voltage

15-54V DC

Input Current

70 mA (Max)

Input Power

3.2 Watts (Max)

Input Voltage

100-277VAC, 50-60Hz

Emergency Operation

\geq 90 Minutes

Standby Power

$<0.4W$

Operating Temp

0°C to 50°C

Battery

Lithium

Recharge

24 Hrs

Luminaire Load Power

100W (Max)

Certificate

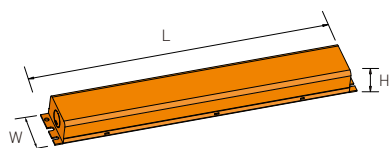
UL , CEC

Output Class

UL LELV (Output protection self-resetting)

Dimensions

L10.64"xW1.98"xH1.32"



Note:

- Low voltage emergency driver is suitable to backup the led fixtures that driver's output is able to do wiring.
- Power of LED fixture (Max 300W) \geq Power of emergency driver.

EM-L2554-LBF

Output Power

25 Watts

Output Voltage

18-54V DC

Input Current

110 mA (Max)

Input Power

6 Watts (Max)

Input Voltage

100-277VAC, 50-60Hz

Emergency Operation

\geq 90 Minutes

Standby Power

$<0.4W$

Operating Temp

0°C to 50°C

Battery

Lithium

Recharge

36 Hrs

Luminaire Load Power

300W (Max)

Certificate

UL , CEC

Output Class

UL LELV (Output protection self-resetting)

Dimensions

L15.4"xW2.13"xH1.57"



PRODUCT ORDERING GUIDE

Sample

EM - L 08 54 - LBF

1 2 3 4

1. Base Model

☒ EM Emergency LED Driver

2. Type

- ☒ L Pack - Low Voltage Version
☐ H Pack - High Voltage Version
☐ S Split - Low Voltage Version

3. Output Power

- ☐ 08 8W [QuickShip](#)
☐ 25 25W [QuickShip](#)

4. Output Voltage

☒ 54 54V DC

OPTIONAL ORDERING GUIDE

Indicator

☐ Standard
[QuickShip](#)



☐ Recessed *
[Make to Order](#)

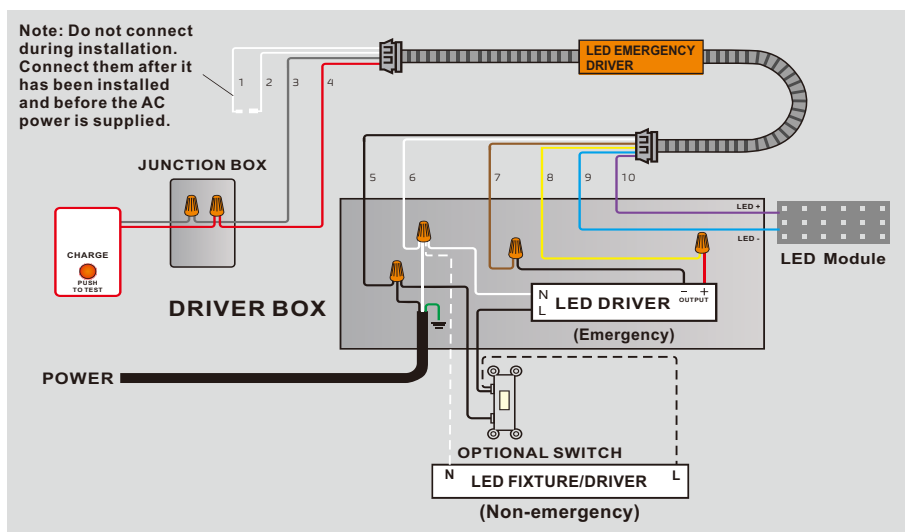


Install Kit

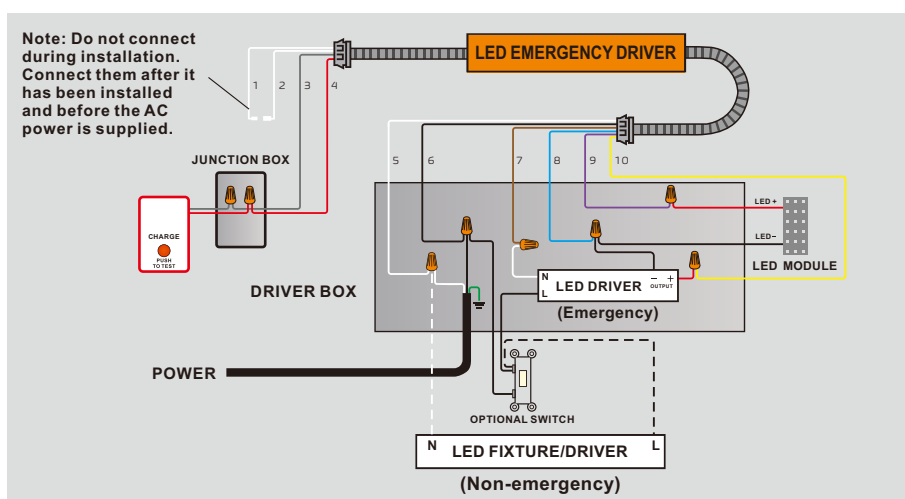
☐ T-Grid Hanger

*Make to Order means additional cost and/or lead time on customized fixtures may apply. Some fixtures require an MOQ. Please contact your sales rep for more information.

WIRING DIAGRAM

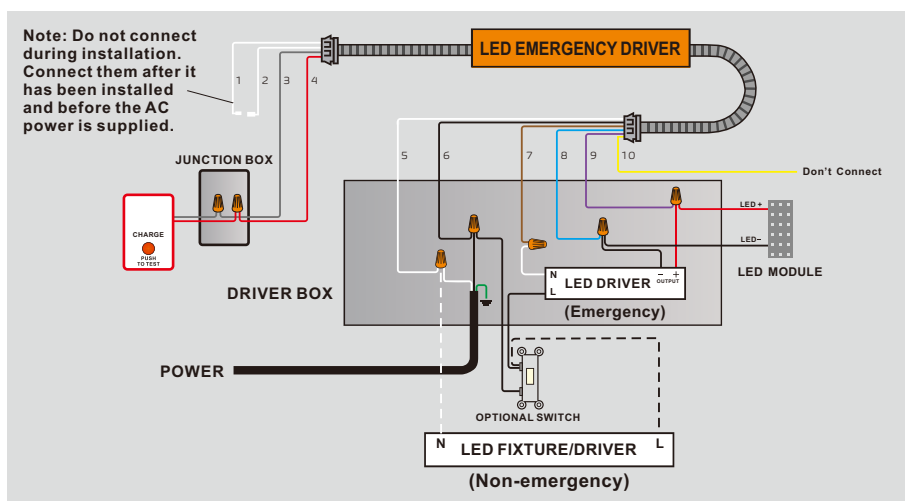


Low Voltage 8W



Low Voltage - 25W

For LED luminaires less than 100W
Current Of Yellow Wire: 4A(Max)



Low Voltage-25W

For LED luminaires over 100W