

DULUX® S/E

Compact Fluorescent Lamps



SYLVANIA DULUX S/E compact fluorescent lamps are the equivalent of the DULUX S lamps without an integrated starter and are designed to operate on electronic ballasts and dimming systems.

Small tube diameter of 1/2" makes DULUX S/E lamps ideal for creative fixture design and modern lighting systems having comparable light output.

Application Information

Applications

- Exit signs, showcase and outdoor lighting
- Task and down lights
- Wall sconces, recessed and surface ceiling fixtures

Key Features & Benefits

- Dimmable compact fluorescent lamps
- Operates on various ballast systems
 - Flicker-free start on electronic ballasts
- Less power consumption than incandescent of comparable light output*
- High luminous efficacy
- Long 20,000-hour average rated life
 - Reduces relamping requirement and related cost
- Rare earth triphosphor – 82 CRI
- 2700K and 4100K color temperatures
 - 3000K available in 13 Watt lamp only

* Based on SYLVANIA TCLP test protocol.

Product Offering

Lamp Type	Watts	Rated Lumens
CF5DS/E/800	5	230
CF7DS/E/800	7	400
CF9DS/E/800	9	580
CF13DS/E/800	13	800

Application Notes

1. Minimum starting temperature depends on ballast used.
2. May be operated on electronic ballasts, dimming ballasts and preheat magnetic ballasts with external starter switch.
3. Equipment manufacturers are advised to consult the relevant ANSI and IEC standards for the maximum allowable dimensions and temperature to insure compatibility with similar products.



Specification Data

Catalog #	Type
Project/Job	
SYLVANIA Lamp	
SYLVANIA Ballast	
Prepared by	

Ordering Information

Item Number	Ordering Abbreviation	NEMA Generic Designation	Base	Watts	Volts*	Amps*	Initial Lumens	Mean Lumens	Color Temp.	CRI	Avg. Rated Life (hrs.)
20315	CF5DS/E/841	CFT5W/2G7/841	2G7	5	27	.190	230	207	4100K	82	20,000
20312	CF7DS/E/827	CFT7W/2G7/827	2G7	7	48	.175	400	360	2700K	82	20,000
20316	CF7DS/E/841	CFT7W/2G7/841	2G7	7	48	.175	400	360	4100K	82	20,000
20313	CF9DS/E/827	CFT9W/2G7/827	2G7	9	48	.170	580	522	2700K	82	20,000
20317	CF9DS/E/841	CFT9W/2G7/841	2G7	9	48	.170	580	522	4100K	82	20,000
20314	CF13DS/E/827	CFT13W/2GX7/827	2GX7	13	46	.170	800	720	2700K	82	10,000
20284	CF13DS/E/830	CFT13W/2GX7/830	2GX7	13	46	.255	800	720	3000K	82	10,000
20318	CF13DS/E/841	CFT13W/2GX7/841	2GX7	13	46	.255	800	720	4100K	82	10,000

*@ 25 KHz

Note: Package Quantity = 50

Ordering Guide

CF	5	DS	/	E	/	8	27
Compact Fluorescent	Wattage: 5, 7, 9 and 13 watts	DULUX® S Single		Electronic		8 = 82 CRI	27 = 2700K 30 = 3000K 41 = 4100K

Lamp Comparison

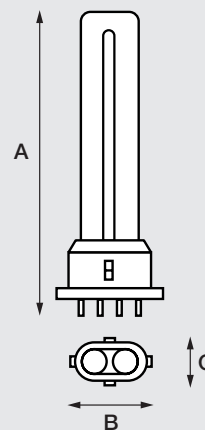
Compact Fluorescent vs. Incandescent

Lamp Type	Ballast Factor	System Lumens	System Watts	System Efficacy	Energy Savings
One – 90W Incandescent	1.0	1,510	90	17	—
Two – 13W DULUX S/E	0.95	1,520	28	54	69%

Lamp Dimensions

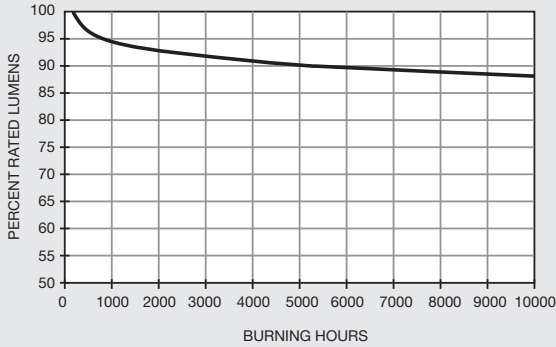
Ordering Abbreviation	(A) MOL [in (mm)]	(B) Max. Base Length [in (mm)]	(C) Max. Base Width [in (mm)]
CF5DS/E	3.35 (85)	1.50 (38) 0.83	(21.0)
CF7DS/E	4.53 (115)	1.50 (38) 0.83	(21.0)
CF9DS/E	5.71 (145)	1.50 (38) 0.83	(21.0)
CF13DS/E	6.18 (157)	1.50 (38) 0.83	(21.0)

T4 Diameter Tubing = 0.5 inches (12.7mm)

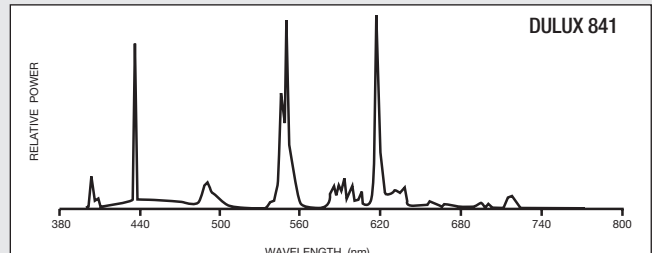
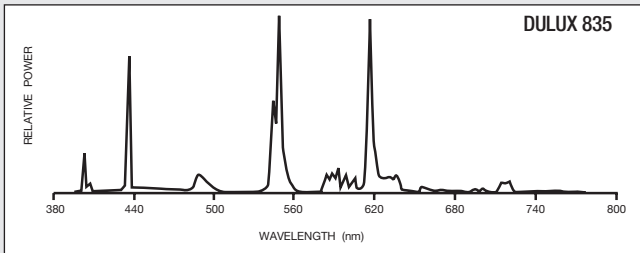
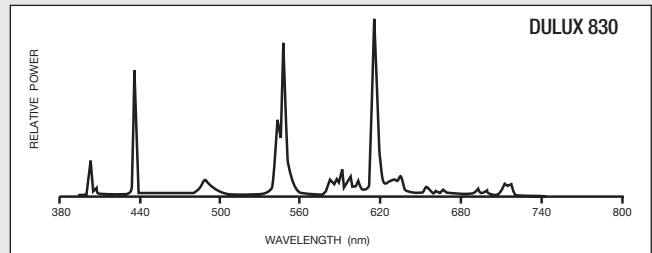
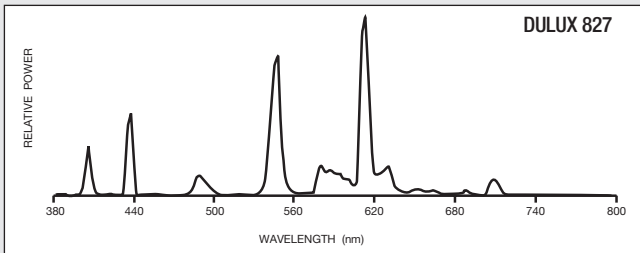
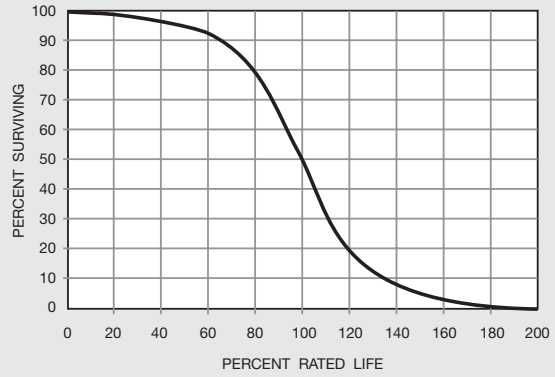


Technical Information

**Lumen Maintenance Curve
DULUX® S, S/E, D, D/E, T & T/E**



Typical Fluorescent Lamp Mortality



Sample Specification

Lamp(s) shall be (a) DULUX S/E (CF5DS/E, CF7DS/E, CF9DS/E or CF13DS/E) compact fluorescent lamp(s). Lamp(s) shall have a correlated color temperature of (2700K, 3000K or 4100K) and CRI of 82. Lamps shall have a 4-pin (2G7, 2GX7 base with no internal starter).

LEDVANCE LLC
200 Ballardvale Street
Wilmington, MA 01887 USA
Phone 1-800-LIGHTBULB (1-800-544-4828)
www.sylvania.com

SYLVANIA and LEDVANCE are registered trademarks.
All other trademarks are those of their respective owners.
Product Licensee of Trademark SYLVANIA in General Lighting.
Specifications subject to change without notice.

/sylvania /sylvania

