


AUDREY LED VANITY

24VDC HORIZONTAL OR VERTICAL WITH WARM DIM TECHNOLOGY OPTION

DESIGNED BY GREGORY KAY | MADE IN AMERICA

REV 01.28.20



DESCRIPTION

The Audrey LED Vanity wall fixture contains Designer Grade 95+ CRI LEDs for excellent color rendering ranging from color temperatures of, 2000K to 5700K. Warm Dim options of (27D) 2700K or (30D) 3000K that dim down to 2000K. The Audrey LED Vanity is available in standard sizes from 12 to 120 inches (custom order length available). Fixture options include:

AV2 - 120V-24VDC electronic low voltage (ELV) power supply (included), that fits inside three different junction box options.

AV2R - Remote Universal Power Supplies (Sold Separately), Class 2 wiring with dimming choices of TRIAC, ELV or 0-10V. Title 24.

ELECTRICAL:

Power Supply Options: **AV2** - Input Voltage 120VAC, Output Voltage 24VDC ELV form factor power supply fits in junction box up to 50W in IC ceiling. SKU Included in J-BOX (PS-60L-ELV-24VDC)

AV2R - Input Voltage 24VDC from remote Universal power supply, Title 24.

DIMMING

AV2 Dimming: ELV Dimming Use Recommended Dimmers (sold separately). Power Supply in J-Box PS-60L-ELV-24VDC

AV2R Dimming: Remote Power Supply with Universal Dimming TRIAC, ELV, 0-10V. (Dimmers and Remote Power Supplies Sold Separately). Title 24.

APPROVALS

Damp Location, ETL Listed, Title 24 AV2R Remote power supply only, Class 2 wiring, Made in America.

PHYSICAL ATTRIBUTES:

Mounting Options: **4SQ** - 4.6" Floating Square Canopy Mounts to standard 4" electrical box with round plaster ring anywhere along the fixture, vertically or horizontally.

1RE - Floating REctangular Canopy Mounts to the Slim Profile Junction Box (included) recommend for new construction application.

Ordering Increments*: Order in 2 or 3-inch increments. Static CCT Max Length - 120" at 4.4w/ft Warm Dim Max Length - 118" at 4.4w/ft Chrome Max Length - 84" 4.4 or 4.8w/ft. *See complete ordering increments grid on page 3.

Custom Lengths Available

Compliance: ADA, ETL Listed, Title 24 Compliant
Warranty: 5-Year Pro Rated Warranty

APPLICATIONS

Bathroom Vanity, Dressing Rooms, Resort Spa, Beauty Salon, Retail, Hospitality, Hotels, Flagship Stores, High Rises, Condo Buildings, Offices Spaces.

Product	Canopy	Length In Inches	Color Temperature	Finish
AV2	4SQ	12IN	27K	SA
AV2 Audrey Vanity 24VDC, ELV Power Supply Included AV2R Audrey Vanity, 24VDC Remote Power Supply, Title 24	4SQ 4" Floating Square Canopy mounts anywhere along the fixture 1RE 1" Floating Canopy mounts to the Slim Profile Junction Box	12-120 Order in various increments from 12 inches up to 120 inches Chrome max 84"	20K 2000K Sunset 22K 2200K Amber White 24K 2400K Very Warm White 27K 2700K Warm White 27D 2700K Warm Dim 27D 2700K Warm Dim 30K 3000K Soft White 30D 3000K Warm Dim 35K 3500K Neutral White 40K 4000K Cool White 57K 5700K Daylight White	SA Satin Aluminum SN Satin Nickel CH Chrome (Max 84") BZ Antique Bronze BK Satin Black WH White

PROJECT		FIXTURE TYPE		DATE	
---------	--	--------------	--	------	--

AUDREY LED VANITY



24VDC HORIZONTAL OR VERTICAL WITH WARM DIM TECHNOLOGY OPTION

REV 01.28.20

Nominal Lamp Data: Lamp data for the Audrey Vanity

DESCRIPTION	AV2										
	AUDREY VANITY - STATIC WHITE / WARM DIM										
WATTS PER FOOT	5w (4.4 watts)										
COLOR TEMPERATURE	20K	22K	24K	27K	27D	30K	30D	35K	40K	57K	
LUMENS PER FOOT (lm/ft)	247	261	290	319	324	348	354	398	433	461	
LUMENS PER WATT (lm/w)	56	59	66	72	67	79	74	90	98	105	
CRI	85+	85+	90+	95+	95+	95+	95+	90+	90+	85+	

FINISHES:



Satin Black
BK




Antique Bronze
BZ



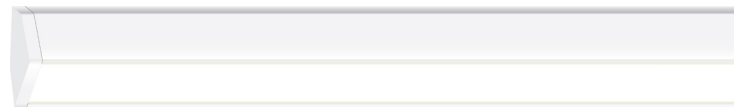
Chrome
CH



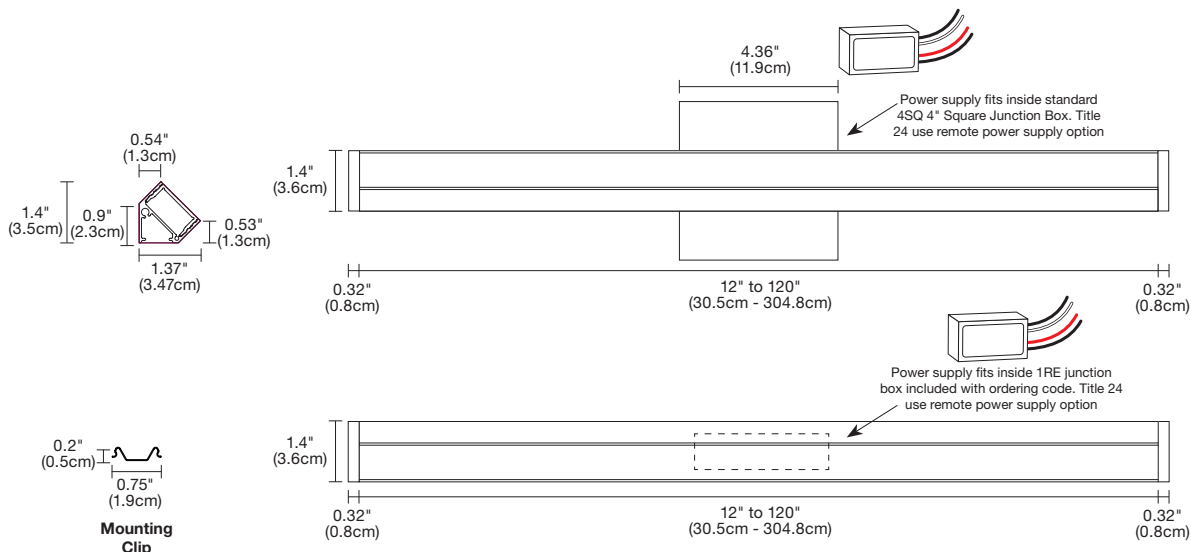
Satin Aluminum
SA



Satin Nickel
SN



White
WH



PROJECT	FIXTURE TYPE	DATE
---------	--------------	------

AUDREY LED VANITY

24VDC HORIZONTAL OR VERTICAL WITH WARM DIM TECHNOLOGY OPTION

REV 01.28.20

Length Chart: Actual lengths for Audrey Vanity.

20K, 22K, 24K, 27K, 30K, 35K, 40K & 57K					
ORDERING CODE (NOMINAL SIZE)	ACTUAL LENGTH (INCHES)	TOTAL WATTAGE	ORDERING CODE (NOMINAL SIZE)	ACTUAL LENGTH (INCHES)	TOTAL WATTAGE
12in	13.1	5W	68in	68.3	29W
15in	15.5	7W	70in	70.7	30W
17in	17.9	8W	72in	73.1	30W
20in	20.3	9W	75in	75.5	32W
22in	22.7	10W	77in	77.9	33W
24in	25.1	10W	80in	80.3	34W
27in	27.5	12W	82in	82.7	35W
29in	29.9	13W	84in	85.1	35W
32in	32.3	14W	87in	87.5	37W
34in	34.7	15W	89in	89.9	38W
36in	37.1	15W	82in	92.3	39W
39in	39.5	17W	84in	94.7	40W
41in	41.9	18W	86in	97.1	40W
44in	44.3	19W	99in	99.5	42W
46in	46.7	20W	101in	101.9	43W
48in	49.1	20W	104in	104.3	44W
51in	51.5	22W	106in	106.7	45W
53in	53.9	23W	108in	109.1	45W
56in	56.3	24W	111in	111.5	47W
58in	58.7	25W	113in	113.9	48W
60in	61.1	25W	116in	116.3	49W
63in	63.5	27W	118in	118.7	50W
65in	65.9	28W	120in	121.1	50W

27D & 30D					
ORDERING CODE (NOMINAL SIZE)	ACTUAL LENGTH (INCHES)	TOTAL WATTAGE	ORDERING CODE (NOMINAL SIZE)	ACTUAL LENGTH (INCHES)	TOTAL WATTAGE
12in	13.1	5	66in	67.1	28W
15in	16.1	7	69in	70.1	29W
18in	19.1	8	72in	73.1	30W
21in	22.1	9	75in	76.1	32W
24in	25.1	10	78in	79.1	33W
27in	28.1	12	81in	82.1	34W
30in	31.1	13	84in	85.1	35W
33in	34.1	14	87in	88.1	37W
36in	37.1	15	90in	91.1	38W
39in	40.1	17	93in	94.1	39W
42in	43.1	18	96in	97.1	40W
45in	46.1	19	99in	101.1	41W
48in	49.1	20	102in	103.1	42W
51in	52.1	22	105in	106.1	44W
54in	55.4	23	108in	109.1	45W
57in	58.1	24	112in	113.1	46W
60in	61.1	25	115in	116.1	47W
63in	64.1	27	118in	119.1	49W

PROJECT		FIXTURE TYPE		DATE	
---------	--	--------------	--	------	--

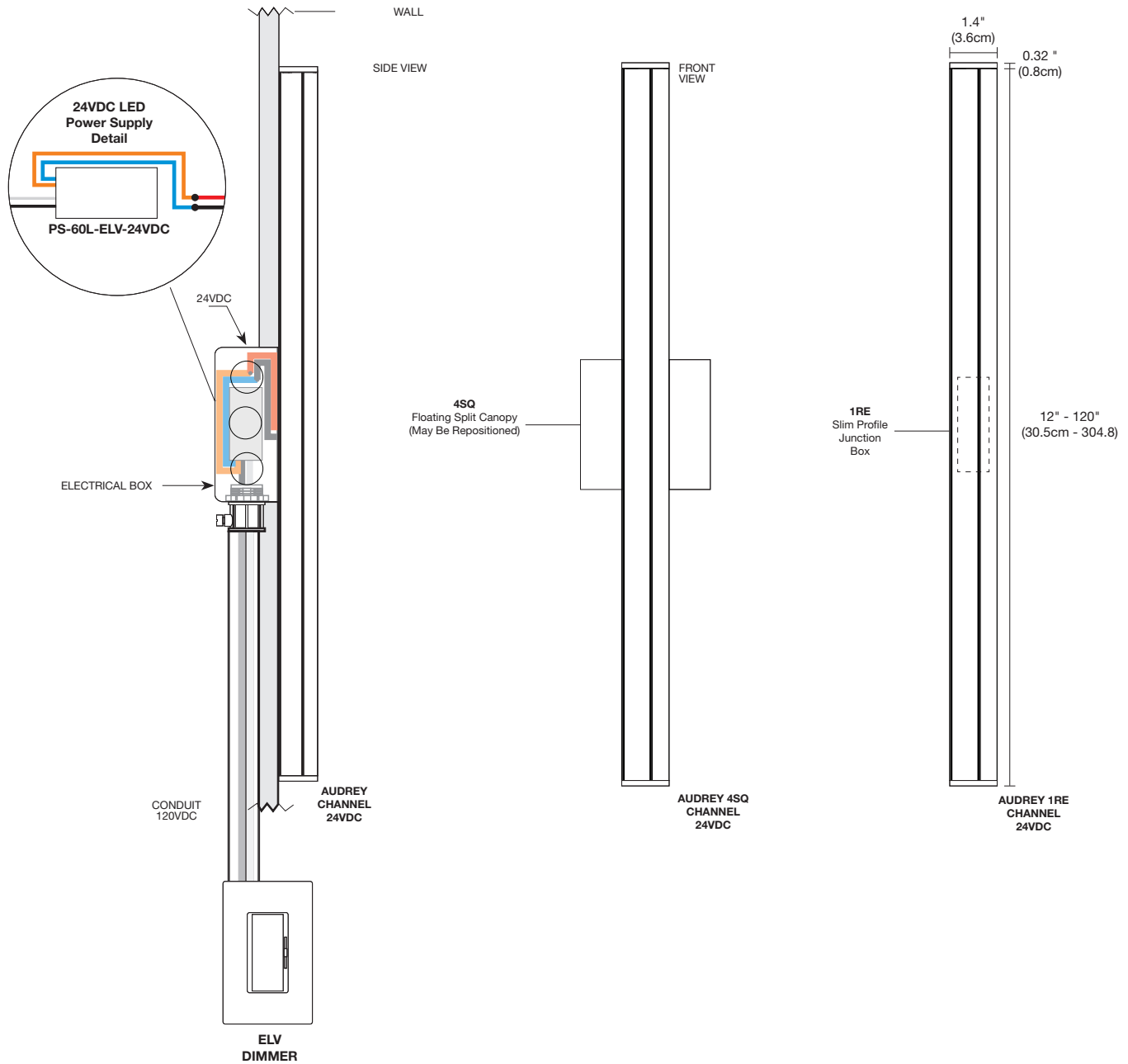
AUDREY LED VANITY

24VDC HORIZONTAL OR VERTICAL WITH WARM DIM TECHNOLOGY OPTION

REV 01.28.20

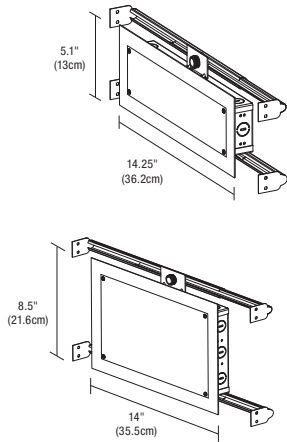
Wiring Diagram: Audrey Vanity with ELV dimming

- Application:** Electronic low voltage dimming for Audrey Vanity
- Power Supply:** 120V input, 24VDC class 2 output; electronic low voltage LED power supply (included) that fits inside standard junction box
- Dimming:** Dimmable with electronic low voltage dimmer: Legrand, Adorne ADTP703TU; Lutron: Diva DVELV-300P, Skylark SELV-300P, Maestro MAELV-600 and Radio Ra 2 dimmers recommended



PROJECT	FIXTURE TYPE	DATE
---------	--------------	------

IN WALL MOUNTING OPTIONS



In-Wall Mounting Kit: Includes power supply, box cover and stud hangers for installing Junction Box in wall. Select "IW" in the options section of compatible power supply ordering codes if an In-Wall Mounting Kit is needed.

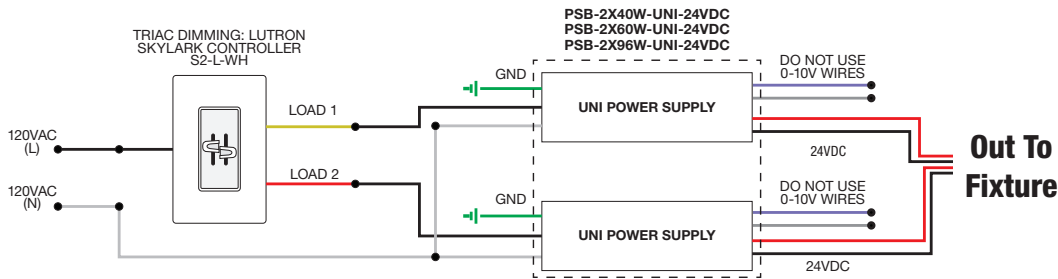
Ordering Codes 5.1 x 14.25 inch: PSB-40W-UNI-24VDC-IW
PSB-60W-UNI-24VDC-IW
PSB-96W-UNI-24VDC-IW

Ordering Codes 8.5 x 14.25 inch: PSB-2X40W-UNI-24VDC-IW
PSB-2X60W-UNI-24VDC-IW
PSB-2X96W-UNI-24VDC-IW

WIRING DIAGRAMS UNIVERSAL POWER SUPPLY

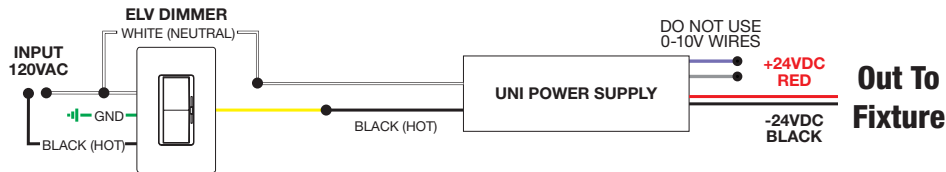
Application: Triac dimming for two power supplies, use for Static White, Dynamic/Tunable White 2000K-4000K

Dimming: Dimmable with Triac dimmer: Lutron: Skylark S2-L



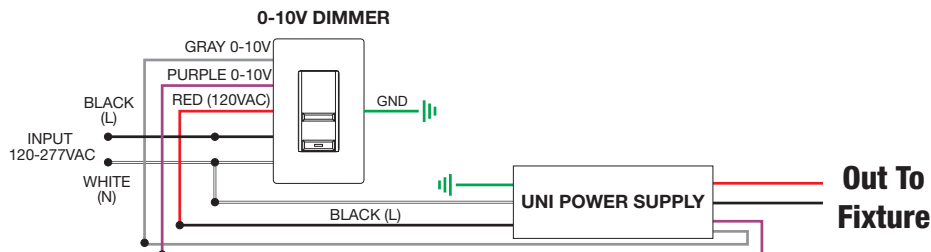
Application: ELV dimming for Static White and Warm Dim

Dimming: Dimmable with ELV dimmer: Legrand, Adorne ADTP703TU; Lutron: Diva DVELV-300P, Skylark SELV-300P, Maestro MAELV-600 and Radio Ra 2



Application: 0-10V dimming for Static White

Dimming: Dimmable with 0-10V dimmer: Philips Sunrise: SR1200ZTUNV; Lutron Diva: DVTW-WH, DVSTV-WH; Lutron Nova T: NTSTV-DV-XX; Lutron Grafix EYE QS: QSGRJ-XP; Lutron Radio Ra2: RRD-10ND; Leviton: LEV40050; Leviton IP710-LFZ; Legrand: ADPD4FBL3P2W4



PROJECT		FIXTURE TYPE		DATE	
---------	--	--------------	--	------	--

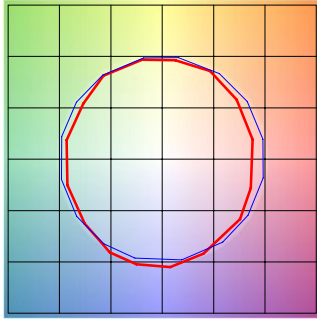
VANITY TM30 DATA

24VDC HORIZONTAL OR VERTICAL WITH WARM DIM TECHNOLOGY OPTION

TM-30-15 DATA: The data below is for SS2C, SS5C, SS7C and SS10C bare LED Soft Strips. Consistent color temperatures throughout a single strip and among multiple strips is possible through a 3 phase binning process in which each order is inspected with a color meter to ensure uniformity.

2200K | Rf: 83.9 | Rg: 94.9 | CRI: 85+

COLOR VECTOR GRAPHIC

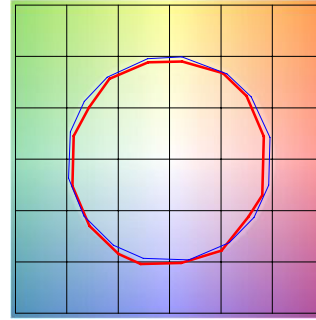


■ Test ■ Reference

		GRAPHIC SHIFTS %	
HUE BIN	Rf	CHROMA	HUE
1	77.6	-10.0%	1.8%
2	80.7	-7.5%	7.0%
3	79.5	-2.9%	8.9%
4	90.5	-3.1%	2.4%
5	93.9	-1.3%	1.9%
6	91.9	-0.9%	-0.2%
7	87.6	-6.3%	-2.7%
8	90.5	-5.4%	2.7%
9	83.8	-4.7%	6.5%
10	81.2	-2.5%	10.0%
11	83.3	3.9%	9.4%
12	86.4	5.6%	2.6%
13	86.2	4.5%	-12.4%
14	64.3	-1.0%	-21.9%
15	85.1	-4.4%	-7.5%
16	75.0	-9.9%	-12.0%

2700K | Rf: 87.7 | Rg: 96.1 | CRI: 95+

COLOR VECTOR GRAPHIC

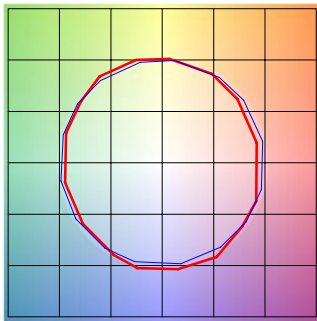


■ Test ■ Reference

		GRAPHIC SHIFTS %	
HUE BIN	Rf	CHROMA	HUE
1	86.4	-5.6%	2.3%
2	89.7	-3.3%	3.1%
3	90.5	-1.5%	3.8%
4	90.0	-4.3%	1.1%
5	92.9	-3.7%	0.2%
6	93.5	-2.5%	-0.8%
7	86.3	-7.2%	2.5%
8	90.7	-4.0%	3.2%
9	85.2	-2.4%	8.1%
10	81.7	0.9%	10.8%
11	85.4	4.5%	8.9%
12	88.7	5.7%	-1.4%
13	88.3	1.3%	-7.9%
14	85.1	2.4%	-10.4%
15	88.1	-4.8%	-2.7%
16	81.7	-4.3%	-10.9%

3000K | Rf: 88.1 | Rg: 99.7 | CRI: 95+

COLOR VECTOR GRAPHIC

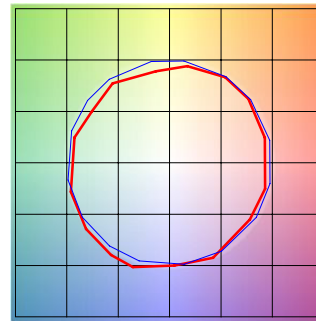


■ Test ■ Reference

		GRAPHIC SHIFTS %	
HUE BIN	Rf	CHROMA	HUE
1	87.7	-5.9%	-0.3%
2	87.9	-4.4%	4.3%
3	82.9	-1.2%	7.9%
4	89.9	0.6%	4.7%
5	92.7	3.0%	3.5%
6	92.7	3.6%	-1.7%
7	90.8	-1.3%	-4.4%
8	93.7	-2.5%	-2.2%
9	91.7	-3.7%	2.3%
10	85.5	-2.8%	7.8%
11	83.3	0.7%	11.0%
12	86.4	5.5%	3.8%
13	90.6	4.6%	-3.6%
14	85.6	5.9%	-8.4%
15	89.5	-0.6%	-5.7%
16	82.6	-2.7%	-12.0%

3500K | Rf: 86.1 | Rg: 95.5 | CRI: 85+

COLOR VECTOR GRAPHIC

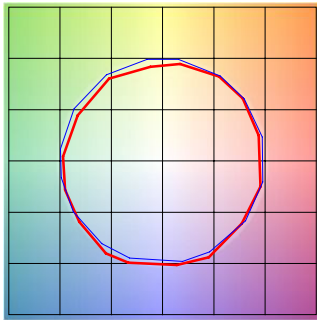


■ Test ■ Reference

		GRAPHIC SHIFTS %	
HUE BIN	Rf	CHROMA	HUE
1	86.6	-4.2%	3.4%
2	91.7	-1.4%	1.8%
3	94.9	-0.7%	0.4%
4	87.9	-4.5%	-4.1%
5	85.9	-10.3%	-2.7%
6	89.8	-5.2%	-0.4%
7	79.6	-9.5%	6.5%
8	87.6	-4.0%	5.7%
9	81.4	-0.5%	11.8%
10	78.3	3.3%	11.4%
11	85.7	6.3%	6.1%
12	86.3	7.1%	-4.6%
13	86.1	-0.7%	-9.6%
14	85.1	0.8%	-10.4%
15	83.4	-4.1%	-5.3%
16	82.5	-3.6%	-5.7%

4000K | Rf: 87.6 | Rg: 96.8 | CRI: 84

COLOR VECTOR GRAPHIC

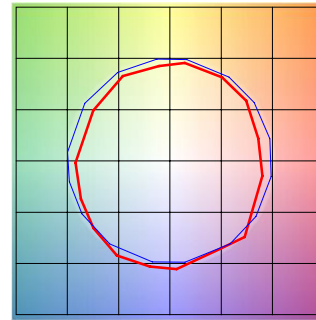


■ Test ■ Reference

		GRAPHIC SHIFTS %	
HUE BIN	Rf	CHROMA	HUE
1	89.0	-3.1%	2.1%
2	93.2	-0.9%	1.3%
3	94.3	-1.1%	0.7%
4	89.5	-4.0%	-2.3%
5	87.6	-7.8%	-1.8%
6	92.2	-4.6%	0.1%
7	87.4	-6.6%	3.6%
8	85.7	-3.8%	7.0%
9	81.5	-1.3%	12.4%
10	80.0	0.9%	11.4%
11	83.3	5.9%	8.7%
12	89.7	4.8%	-0.3%
13	88.5	2.4%	-6.3%
14	92.7	4.0%	-3.8%
15	86.1	-1.6%	-4.5%
16	85.0	-1.4%	-5.0%

5700K | Rf: 80.3 | Rg: 91.5 | CRI: 84

COLOR VECTOR GRAPHIC



■ Test ■ Reference

		GRAPHIC SHIFTS %	
HUE BIN	Rf	CHROMA	HUE
1	73.8	-11.2%	2.6%
2	83.7	-5.5%	5.8%
3	84.2	-4.0%	5.5%
4	85.8	-3.5%	1.3%
5	85.3	-7.1%	0.6%
6	89.2	-5.8%	-2.2%
7	81.5	-10.7%	1.2%
8	75.7	-9.7%	8.5%
9	74.9	-7.8%	18.8%
10	67.8	-1.6%	18.0%
11	76.1	5.5%	12.0%
12	90.8	4.9%	-1.6%
13	83.6	5.0%	-9.5%
14	81.7	-1.2%	-10.0%
15	69.0	2.0%	-22.8%
16	83.2	-8.5%	-1.0%

PROJECT	FIXTURE TYPE	DATE
---------	--------------	------

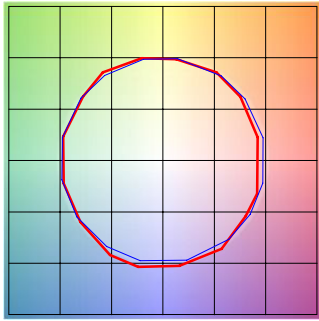
VANITY TM30 DATA

24VDC HORIZONTAL OR VERTICAL WITH WARM DIM TECHNOLOGY OPTION

TM-30-15 DATA: The data below is for SS2C, SS5C, SS7C and SS10C bare LED Soft Strips. Consistent color temperatures throughout a single strip and among multiple strips is possible through a 3 phase binning process in which each order is inspected with a color meter to ensure uniformity.

2700D | Rf: 89.5 | Rg: 100.8 | CRI: 95+

COLOR VECTOR GRAPHIC

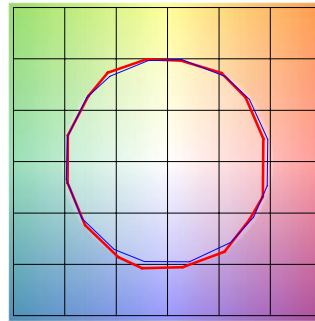


■ Test ■ Reference

HUE BIN	Rf	GRAPHIC SHIFTS %	
		CHROMA	HUE
1	88.8	-5.1%	1.4%
2	89.8	-2.7%	4.1%
3	87.2	0.3%	5.9%
4	92.3	-0.9%	1.0%
5	93.3	1.5%	1.7%
6	92.4	3.6%	-0.2%
7	92.2	-0.9%	-2.4%
8	96.7	-0.4%	-1.1%
9	92.3	-1.2%	3.7%
10	88.9	-0.0%	6.1%
11	86.4	5.1%	7.4%
12	88.2	6.3%	-0.9%
13	87.2	3.8%	-8.1%
14	84.2	3.8%	-11.0%
15	89.8	-2.6%	-4.3%
16	82.7	-3.4%	-11.1%

3000D | Rf: 89.8 | Rg: 101.4 | CRI: 95+

COLOR VECTOR GRAPHIC



■ Test ■ Reference

HUE BIN	Rf	GRAPHIC SHIFTS %	
		CHROMA	HUE
1	90.2	-4.2%	1.5%
2	90.9	-2.0%	3.7%
3	87.9	0.8%	5.5%
4	92.1	-0.9%	0.6%
5	93.0	1.5%	1.6%
6	92.2	3.9%	-0.2%
7	92.1	-0.3%	-2.0%
8	96.7	0.0%	-1.2%
9	92.5	-0.6%	3.7%
10	88.3	1.1%	7.0%
11	87.2	4.1%	7.4%
12	87.2	6.7%	-1.0%
13	88.2	3.8%	-7.2%
14	85.3	4.3%	-9.9%
15	90.9	-2.2%	-3.6%
16	83.4	-2.2%	-11.2%

PROJECT		FIXTURE TYPE		DATE	
---------	--	--------------	--	------	--