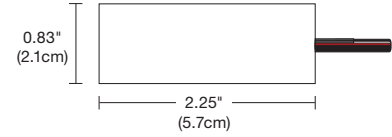


Top View



Side View

DESCRIPTION

Compact, lightweight remote electronic 60W/24V LED Power Supply* converts standard 120VAC voltage to 24VDC and features a Soft Start, built in short circuit protection, overload protection, and thermal overload protection. The low voltage output may be dimmed using an electronic low voltage dimmer (Reverse Phase/Trailing Edge). The Power Supply is certified to be used inside a standard Junction Box enclosure. Indoor applications only.

*Electrical Panels using Seimens/Murray AFCI breakers are not compatible with this ELV transformer. Use UNI driver power supplies with this breaker.

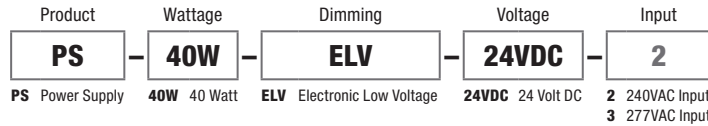
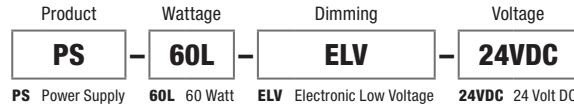
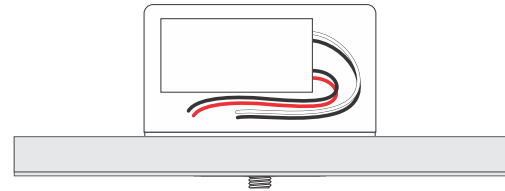
**ELV power supplies are not compatible with nLight, use only 0-10 volt or Uni driver power supplies

APPLICATIONS

Indoor*

*Maintain proper spacing among power supplies when multiple power supplies are installed in the same remote location.

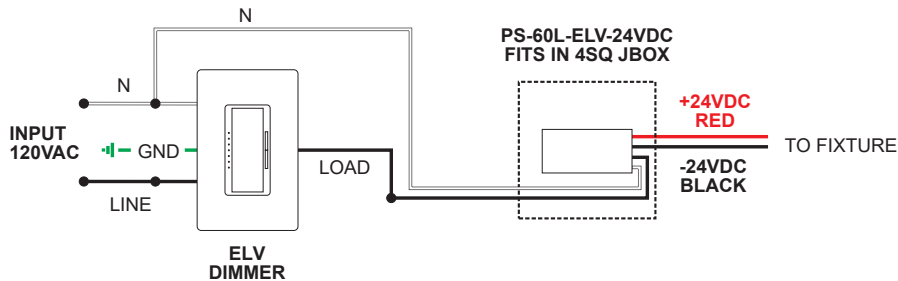
POWER INPUT	120 volts AC, 60Hz
POWER OUTPUT	Class 2; 24 volts DC 2.5A 60 watt maximum
DIMENSIONS	2.25" x 1.27" x 0.83"
DIMMER TYPE	Electronic Low Voltage Dimmer Lutron: Diva #DVELV-300P; Skylark #SELV-300P; Maestro #MAELV-600; Legrand Adorne ADTP703TU



SAMPLE WIRING DIAGRAMS 24VDC ELV

Application: ELV dimming (Reverse Phase/Trailing Edge) for Static White

Dimming: Dimmable with ELV dimmer: Legrand Adorne ADTP703TU; Lutron: Diva DVELV-300P, Skylark SELV-300P, Maestro MAELV-600 and Radio Ra 2



PROJECT	FIXTURE TYPE	DATE	
---------	--------------	------	--