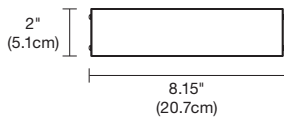
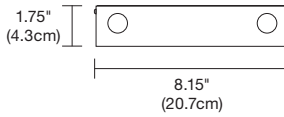




PSB-60W-ELV-24VDC



Top View



Side View

DESCRIPTION:

LED power supplies transform and regulate power from a line voltage power source into low voltage power for use with LED lighting. The power supply* accepts input voltage of 120 volts AC and outputs 24 volts DC power up to 60 watts. The low voltage output may be dimmed using an electronic low voltage dimmer (sold separately). The aluminum enclosure allows electrical connections to be made inside the box. Knockouts are provided for use with 1/2" conduit. Power Supply features short circuit and overload protection.

*Electrical Panels using Seimens/Murray AFCI breakers are not compatible with this ELV transformer. Use 0-10 Volt power supplies with this breaker.
**ELV power supplies are not compatible with nLight, use only 0-10 volt or Uni driver power supplies

APPLICATIONS: Indoor*

To avoid overheating the power supply, install it in a ventilated remote location where air flows. Maintain proper spacing among power supplies when multiple power supplies are installed in the same remote location.

POWER INPUT:

120VAC, 60Hz

POWER OUTPUT:

Class 2; 24 volts DC 2.5A, 60 watts maximum

DIMENSIONS:

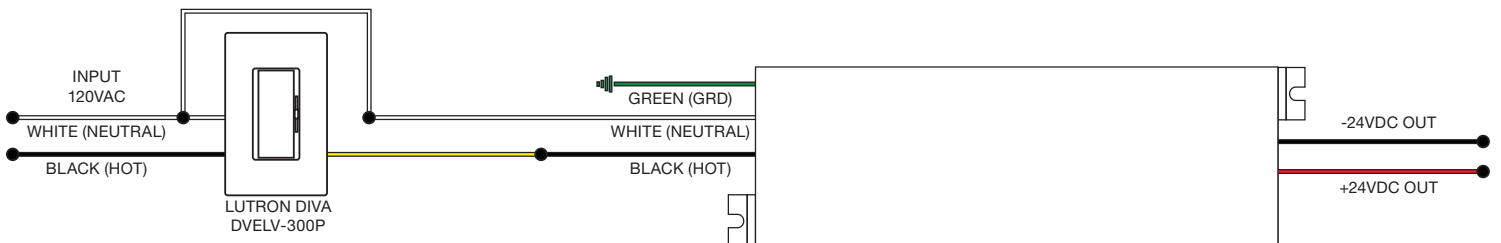
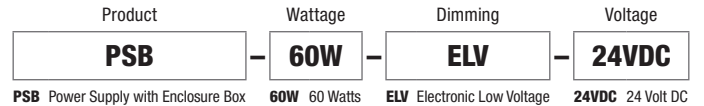
8.15" x 2" x 1.75"

DIMMER TYPE:

Electronic Low Voltage Dimmer: Lutron: Diva DVELV-300P, Skylark SELV-300P and Maestro MAELV-600

60W, 24VDC Low Voltage Wire Size Chart: 3% Voltage Drop

WIRE LENGTH (FT)	UP TO 53'	54'-82'	83'-137'	138'-208'
WIRE SIZE	14 AWG	12 AWG	10 AWG	8 AWG
VOLTAGE AT END OF WIRE	23.29VDC	23.28VDC	23.28VDC	23.28VDC



PROJECT	FIXTURE TYPE	DATE
---------	--------------	------