



DESCRIPTION

Unlike standard LEDs, SOL-Light Warm Dim LEDs are designed to shift from full brightness (2700K or 3000K) to a warmer Color Temperature (1800K) as they are dimmed down, replicating the effects of Halogen light sources with a CRI of 95+ and a High R9 of 85+. The lamp is a direct replacement for a 12VAC, 50 watt Halogen with 24° (410 Lumens) or 36° (450 Lumens) Beam Spreads. For use in Track Lighting, recessed down lights, and other indoor and outdoor applications. 30,000 hour rated lamp life. Suitable for enclosed fixtures.

FEATURES

- Two Color Temperatures: 2700K and 3000K. Both dim to warm 1800K
- Direct replacement for inefficient Halogen Lamps
- GU5.3 Base MR16
- High 97 CRI and high R9 85+
- Low blue emission for healthy vision
- Zero ultraviolet emission, won't fade colors
- Beam Angles 24° or 36°
- 30,000 Hours rating

APPLICATIONS

Track and Recessed Lighting, Residential, Hospitality, Museum & Gallery, Track Lighting, Desk, and Outdoor

LED LAMPING

7.73 Watts at up to 532 Lumens at 3000K, two Color Temperatures at 2700K or 3000K (warm dims to 1800K), 97 CRI, R9-85, Rg: 101, Rf: 94, Input Voltage 12V, Max. TC 90° C, Ambient Temperature range -30° to 35° C, Power Factor .92, Inrush Cycle to <1 amp

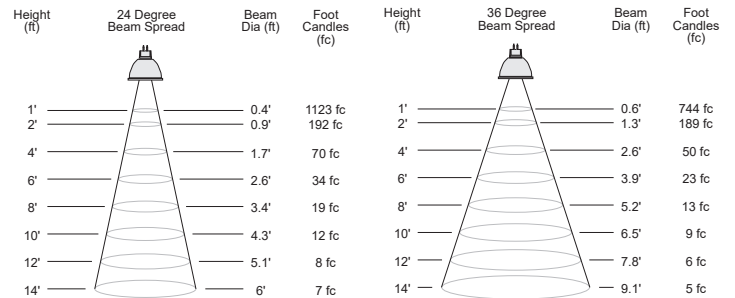
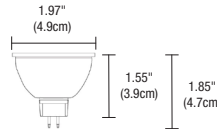
DIMMING

- Phase and Power Dimmable, Percent of Flicker <1%
- Compatible with 12VAC LED Electronic Low-Voltage (use ELV dimmer also called "trailing-edge", or "reverse phase" dimmer) and Magnetic Low-Voltage Transformers (use MLV dimmer also called "leading-edge" or "forward-phase" dimmer)

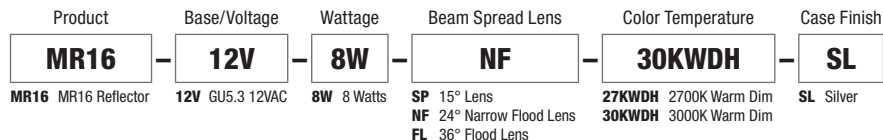
WARRANTY / LABELS

3 years/30,000 hour warranty
Title 24 Compliant, low flicker <1% CE, UL, NOM

Designed & Powered by 



MODEL #	INPUT VOLTAGE	CCT	BEAM ANGLE	LUMENS	LUMENS PER WATT	CRI	WATTAGE	CASE FINISH
MR16-12V-8W-FL-27KWDH-SL	12V	2700K dims to 1800K	36°	390 lm	50	97	7.73W	Silver
MR16-12V-8W-FL-30KWDH-SL	12V	2700K dims to 1800K	36°	427 lm	55	97	7.73W	Silver
MR16-12V-8W-NF-27KWDH-SL	12V	3000K dims to 1800K	24°	410 lm	53	97	7.73W	Silver
MR16-12V-8W-NF-30KWDH-SL	12V	3000K dims to 1800K	24°	450 lm	58	97	7.73W	Silver



PROJECT	FIXTURE TYPE	DATE
---------	--------------	------

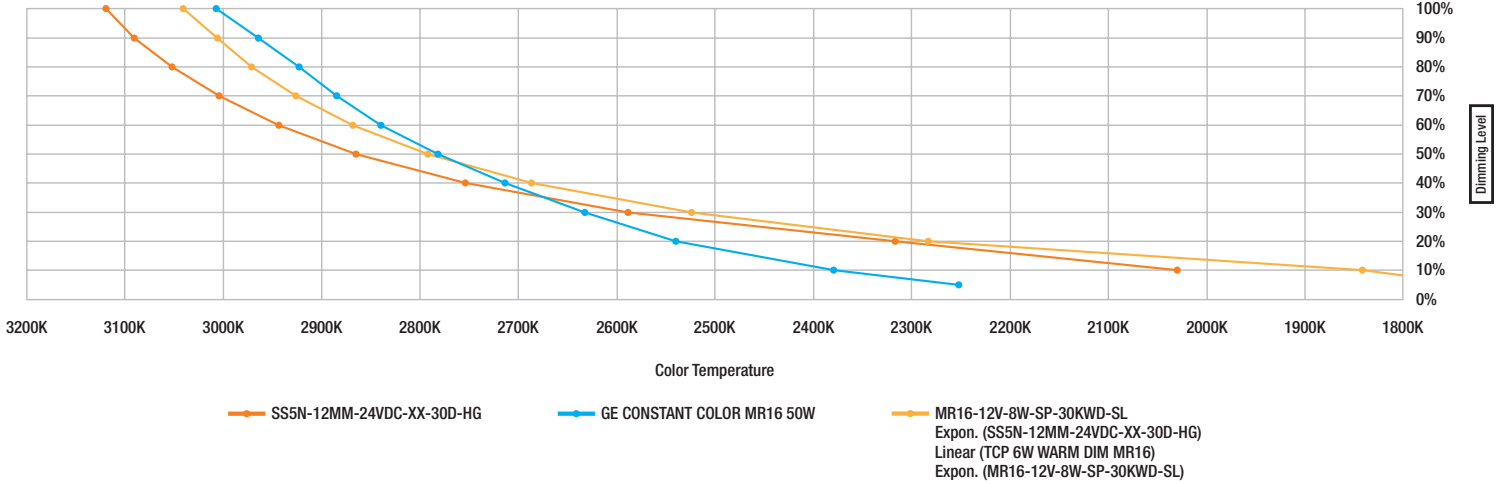
TM30 DATA

MR16 12V LED LAMP GU5.3 HALOGEN CURVE SERIES

TM-30-15 DATA

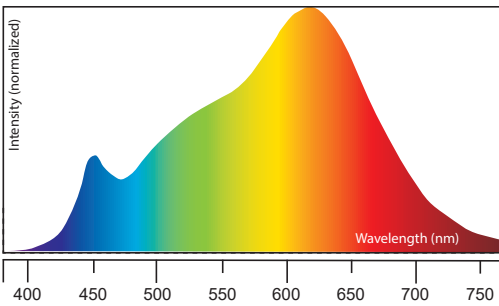
The data below is for a 3000K MR16 12V LED Bulbs. Consistent color temperatures throughout a single chip and among multiple chips is possible through a 3 phase binning process in which each order is inspected with a color meter to ensure uniformity.

Dimming Levels - Color Temperature

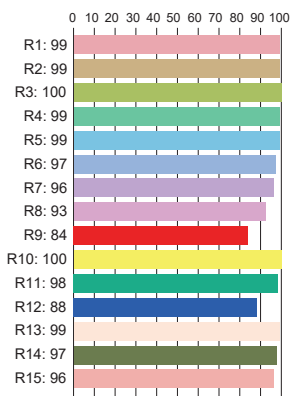


SPECTRORADIOMETRIC PARAMETERS

CCT 3000K

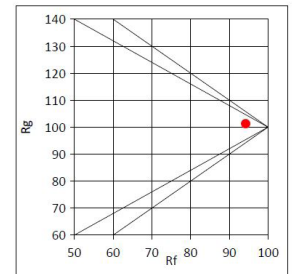
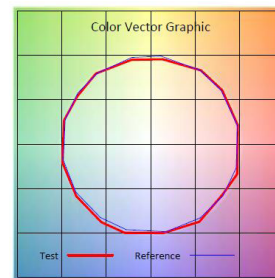


CCT 3000K

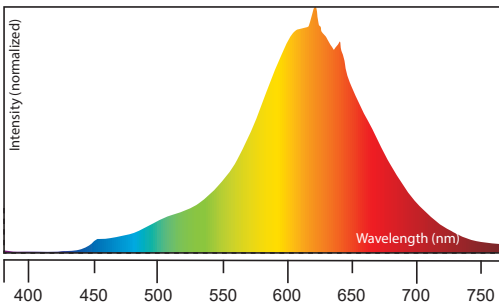


Rf: 94.2 | Rg: 101.2

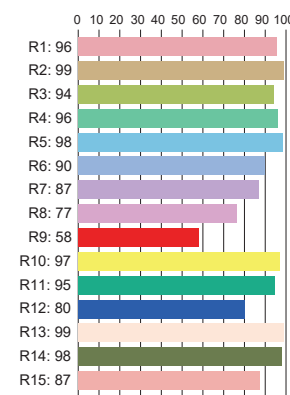
Color Vector Graphic



CCT 1800K (Dim-to-Warm)

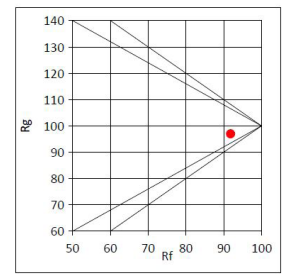
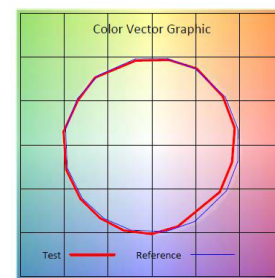


CCT 1800K (Dim-to-Warm)



Rf: 91.8 | Rg: 96.9

Color Vector Graphic



PROJECT	FIXTURE TYPE	DATE
---------	--------------	------