

# PIX STICKS TIE STIX MIYO WITH REMOTE POWER

## DESIGN YOUR OWN STATIC WHITE, WARM DIM & DYNAMIC TUNABLE WHITE

DESIGNED BY GREGORY KAY | MADE IN AMERICA


REV 02.04.21




### DESCRIPTION:

Pix Sticks Tie Stix Suspension captures the essence of modernity, elegantly refined powerfully illuminated abstract configurations create an alluring union of fine metal and authentic, hard wood that demand attention. Our innovative Make-It-Your-Own system allows you to become the lighting designer. Easily fine-tune the angles and alternate the heights, to create a cascade of illumination that compliments any space. Mix & match your channel lengths or keep them all the same, available in multiple standard increments from 39" - 96", either 5 and 7-watt per foot, and several wood and metal finish options. Offered in 10 standard color temperatures ranging from 2200K to 5700K, including two Warm Dim options of 2700K (**27D**) or 3000K (**30D**) that dim down to 2000K and the latest in LED technology; Dynamic Tunable White (**2K4K or 27K6**) which gives you full control over the color temperature and brightness independently through dimming. Adjustable aircraft cable comes standard in 12 or 22 feet to accommodate large scale spaces. 24VDC Remote power supply is required and sold separately. Made in America, Designed By Gregory Kay. Includes a 5 year pro-rated warranty. For custom lengths, finishes, quotes and layout assistance, email our design team: [design@PureEdgeLighting.com](mailto:design@PureEdgeLighting.com).

### METAL CHANNEL FINISHES



### WOOD CHANNEL FINISHES



\*Wood finishes are authentic natural products, exact color and grain may vary. If you are trying to match an existing material, please contact us for a finish sample. We are able to accommodate some requests to pair our wood finishes with COM.

### CANOPY AND HARDWARE FINISHES



### SPECIFICATIONS

- Create your own, Mix & Match lengths or keep them all the same
- Configurations: 2, 3, 4, 5, 6, 7 and 9-light compositions
  - Length Options: 39"-96"
  - Color Temperatures: 2200K-5700K, Warm Dim - (**27D, 30D**) and Dynamic/Tunable White (**2K4K or 27K6**)
  - High CRI: Up to 95+
  - Diffused White 100° lens
  - Wattage Options: 5 and 7 Watts per foot
  - Lumen Output: Up to 518 lm/ft @30K
  - Metal Finishes: Satin Black, Chrome, Satin Nickel, White and Satin Brass
  - Wood Finishes: Maple, Walnut, Cherry, White Oak, and Wood Espresso
  - Installation: Fixture is suspended from a singular canopy, no additional support is required
  - 12' or 22' of adjustable aircraft cable (two per channel)
  - Remote Power Supply: 24VDC class 2

### REMOTE POWER SUPPLIES\*, DIMMERS & CONTROLS (SOLD SEPARATELY)

- UNI Driver: Universal Dimming (**TRIAC, ELV, 0-10V**)
- 0-10V
- Lutron Hi-Lume®
- Electronic Low Voltage Dimming (**ELV**)†
- Dynamic Color Changing (**DMX**)

\*In-Wall Mounting Kits available for select power supplies

\*\*Dynamic/Tunable White - Requires two dimmers (one for each color temperature) or use our proprietary Tunable White Controller CDMX-1

†With nLight Dimming Do Not use ELV power supplies, use only 0-10 volt or Uni driver power supplies

### APPLICATIONS

Designed for indoor use only. Ideal applications include residential, commercial, retail and hospitality environments

### APPROVALS

Damp Location, Class 2 wiring, ETL Listed, Title 24 with Universal Power Supply

PROJECT		FIXTURE TYPE		DATE	
---------	--	--------------	--	------	--

# PIX STICKS TIE STIX MIYO WITH REMOTE POWER

DESIGN YOUR OWN STATIC WHITE, WARM DIM & DYNAMIC TUNABLE WHITE

REV 02.04.21

### CANOPY ORDERING CODE:

Canopy	Finish
<b>GJR-12RD-4P</b>	<b>SN</b>
<b>GJR-12RD-6P</b>	<b>CH</b>
<b>GJR-12RD-8P</b>	<b>SN</b>
<b>GJR-12RD-10P</b>	<b>WH</b>
<b>GJR-16RD-12P</b>	<b>BK</b>
<b>GJR-16RD-14P</b>	<b>CH</b>
<b>GJR-16RD-18P</b>	<b>SN</b>

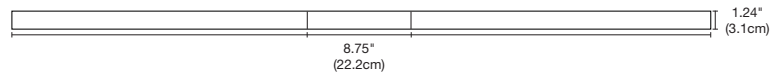
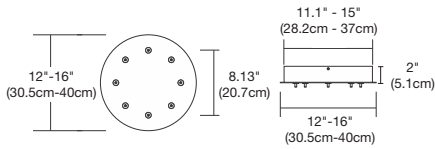
**BK** Satin Black  
**CH** Chrome  
**SN** Satin Nickel  
**WH** White

**GJR-12RD-4P** 12 inch round 4 port canopy  
**GJR-12RD-6P** 12 inch round 6 port canopy  
**GJR-12RD-8P** 12 inch round 8 port canopy  
**GJR-12RD-10P** 12 inch round 10 port canopy  
**GJR-16RD-12P** 16 inch round 12 port canopy  
**GJR-16RD-14P** 16 inch round 14 port canopy  
**GJR-16RD-18P** 16 inch round 18 port canopy

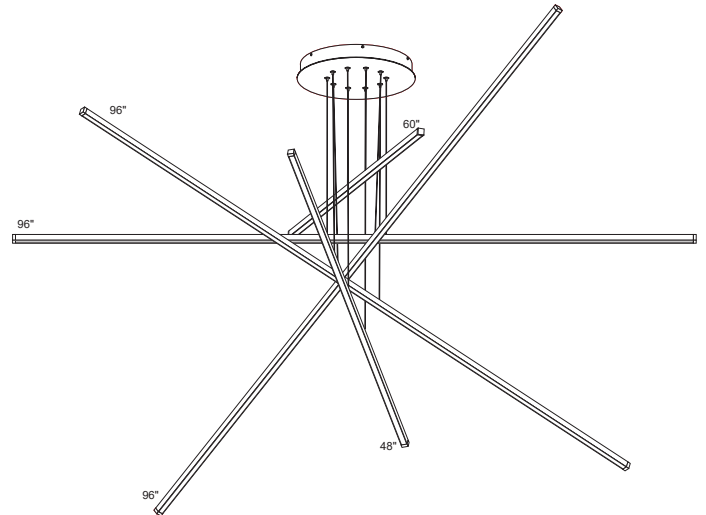
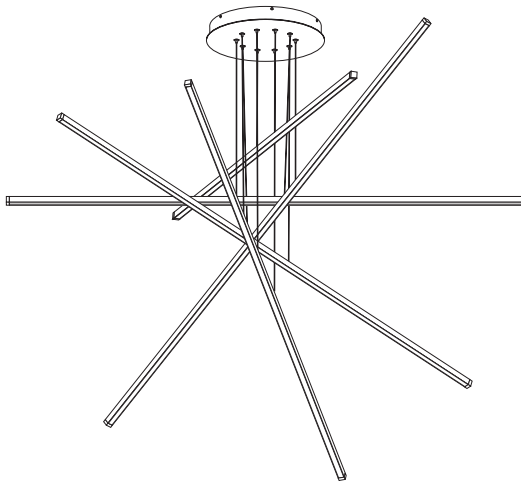
### FIXTURE ORDERING CODE:

System	Wattage Per Foot	Fixture Power Feed Wires	Size In Inches (Per Channel)	Color Temperature	Hardware Finish	Channel Finish
<b>TXSP</b>	<b>5W</b>	<b>C8Z12</b>	<b>39</b>	<b>30D</b>	<b>S</b>	<b>WM</b>
<b>TXSP</b> Tie Stix Suspension	<b>5W</b> 4.4 Watt <b>7W</b> 7.3 Watt	<b>C8Z12</b> Center Feed, Cables 8" apart, 12 Ft long <b>C8Z22</b> Center Feed, Cables 8" apart, 22 Ft long	<b>39</b> 72 <b>48</b> 84 <b>60</b> 96	<b>22K</b> 2200K <b>24K</b> 2400K <b>27K</b> 2700K <b>27D*</b> 2700K Warm Dim <b>30K</b> 3000K <b>30D*</b> 3000K Warm Dim <b>35K</b> 3500K <b>40K</b> 4000K <b>57K</b> 5700K <b>2K4K*</b> Tunable White 2000K-4000K <b>27K6*</b> Tunable White 2700K-6500K	<b>BK</b> Satin Black <b>BZ</b> Antique Bronze <b>CH</b> Chrome <b>SN</b> Satin Nickel <b>WH</b> White	<b>WM</b> Wood Maple <b>WN</b> Wood Walnut <b>WC</b> Wood Cherry <b>WO</b> Wood White Oak <b>WE</b> Wood Espresso <b>BK</b> Satin Black <b>BZ</b> Antique Bronze <b>CH</b> Chrome <b>SB</b> Satin Brass <b>SN</b> Satin Nickel <b>WH</b> White

\*Chrome, maximum length 84"  
\*\*Custom lengths available  
\*5W Only



### DRAWINGS: Pix Sticks



### UNIFORM CHANNEL LENGTHS

#### Ordering Code:

1 X GJR-12RD-10P-SN  
5 X TXSP-5W-C8Z12-72-30K-SN

#### Wattage for power supply:

(72"/12") = 6' X 4.4W = 26.4W X 5 = 132 watts

#### Remote Power supply ordering code

PSB-2X96-UNI-24VDC

### MIXED CHANNEL LENGTHS

#### Ordering Code:

1 X GJR-12RD-10P-SN  
1 X TXSP-5W-C8Z12-48-30K-SN  
1 X TXSP-5W-C8Z12-60-30K-SN  
3 X TXSP-5W-C8Z12-96-30K-SN

#### Wattage for power supply:

(48"/12") X 4.4W = 17.6W  
(60"/12") X 4.4W = 22W  
(96"/12") X 4.4W = 35.2W X 3 = 105.6 watts  
Total: 145.2W

#### Remote Power supply ordering code

PSB-2X96-UNI-24VDC

PROJECT	FIXTURE TYPE	DATE
---------	--------------	------



# PIX STICKS TIE STIX MIYO WITH REMOTE POWER

DESIGN YOUR OWN STATIC WHITE, WARM DIM & DYNAMIC TUNABLE WHITE



REV 02.04.21

## NOMINAL LAMP DATA Lamp Data for each Channel Type

TXSP																
PIX STICK TIE STICKS																
WATTS PER FOOT	5w (4.4 watts)									7w (7.3 watts)						
COLOR TEMPERATURE	22K	24K	27K	27D*	30K	30D*	35K	40K	57K	22K	24K	27K	30K	35K	40K	57K
LUMENS PER FOOT (lm/ft)	226	251	275	341	301	341	345	375	399	369	409	450	492	563	612	652
LUMENS PER WATT (lm/w)	51	57	62	71	68	71	78	85	90	51	56	62	68	77	84	89
CRI	85+	90+	95+	93+	95+	92+	85+	85+	85+	85+	90+	95+	95+	85+	85+	85+

\*27D, 30D - Warm Dim (4.8 Watts)

2K4K - 5w															27K6 - 5w				
COLOR TEMPERATURE	20K	22K	24K	27K	30K	35K	40K	27K	30K	35K	40K	45K	57K	65K					
LUMENS PER FOOT (lm/ft)	223	234	246	257	281	292	304	279	287	295	304	292	289	280					
LUMENS PER WATT (lm/w)	56	51	53	56	61	64	76	70	72	72	71	71	72	71					
CRI	83+	83+	92+	92+	92+	94+	94+	93+	93+	94+	94+	94+	93+	93+					

## ACTUAL LENGTHS: Actual Channel Wattage per Channel

CHANNELS	LENGTH	TOTAL WATTAGE 5 WATTS	TOTAL WATTAGE 7 WATTS
1	39"	16	23
1	48"	20	28
1	60"	25	35
1	72"	30	42
1	84"	35	49
1	96"	40	56

CHANNELS	LENGTH	TOTAL WATTAGE 5 WATTS	TOTAL WATTAGE 7 WATTS
5	39"	81.25	113.75
5	48"	100	140
5	60"	125	175
5	72"	150	210
5	84"	175	245
5	96"	200	280

2	39"	32.5	45.5
2	48"	40	56
2	60"	50	70
2	72"	60	84
2	84"	70	98
2	96"	80	112

6	39"	97.5	136.5
6	48"	120	168
6	60"	150	210
6	72"	180	252
6	84"	210	294
6	96"	240	336

3	39"	48.75	68.25
3	48"	60	84
3	60"	75	105
3	72"	90	126
3	84"	105	147
3	96"	120	168


7	39"	113.75	159.25
7	48"	140	196
7	60"	175	245
7	72"	210	294
7	84"	245	343
7	96"	280	392

4	39"	65	91
4	48"	80	112
4	60"	100	140
4	72"	120	168
4	84"	140	196
4	96"	160	224

9	39"	146.25	204.75
9	48"	180	252
9	60"	225	315
9	72"	270	378
9	84"	315	441
9	96"	360	504

PROJECT	FIXTURE TYPE	DATE
---------	--------------	------

**PIX STICKS TIE STIX MIYO WITH REMOTE POWER**  
 DESIGN YOUR OWN STATIC WHITE, WARM DIM & DYNAMIC TUNABLE WHITE



PROJECT	FIXTURE TYPE	DATE
---------	--------------	------

# INDOOR CONSTANT VOLTAGE REMOTE POWER SUPPLIES

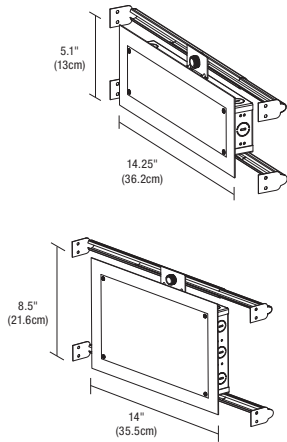
24VDC, UNI - UNIVERSAL DIMMING WITH ELV, TRIAC, & 0-10V

UNIVERSAL POWER SUPPLIES & RECOMMENDED DIMMERS				
ORDERING CODE	PSB-40W-UNI-24VDC	PSB-60W-UNI-24VDC	PSB-2X40W-UNI-24VDC	PSB-2X60W-UNI-24VDC
<b>SPECIFICATIONS</b>				
<b>MAXIMUM LOAD</b>	40W	60W	2X40W	2X60W
<b>INPUT VOLTAGE</b>	120-277VAC	120-277VAC	120-277VAC	120-277VAC
<b>OUTPUT VOLTAGE</b>	24VDC	24VDC	24VDC	24VDC
<b>DIMENSIONS</b>	12.4" X 3.12" X 2.18"	12.4" X 3.12" X 2.18"	12.15" X 6.48" X 2.18"	12.15" X 6.48" X 2.18"
<b>CLASSIFICATION</b>	CLASS 2	CLASS 2	CLASS 2	CLASS 2
<b>IN-WALL MOUNTING</b>	PSB-40W-UNI-24VDC-IW	PSB-60W-UNI-24VDC-IW	PSB-2X40W-UNI-24VDC-IW	PSB-2X60W-UNI-24VDC-IW
UNIVERSAL POWER SUPPLIES & RECOMMENDED DIMMERS				
ORDERING CODE	PSB-96W-UNI-24VDC	PSB-2X96W-UNI-24VDC	PSB-3X96W-UNI-24VDC	PSB-4X96W-UNI-24VDC
<b>SPECIFICATIONS</b>				
<b>MAXIMUM LOAD</b>	96W	2X96W	3X96W	4X96W
<b>INPUT VOLTAGE</b>	120-277VAC	120-277VAC	120-277VAC	120-277VAC
<b>OUTPUT VOLTAGE</b>	24VDC	24VDC	24VDC	24VDC
<b>DIMENSIONS</b>	12.4" X 3.12" X 2.18"	12.15" X 6.48" X 2.18"	14" X 10" X 3"	17" X 13" X 3"
<b>CLASSIFICATION</b>	CLASS 2	CLASS 2	CLASS 2	CLASS 2
<b>IN-WALL MOUNTING</b>	PSB-96W-UNI-24VDC-IW	PSB-2X96W-UNI-24VDC-IW	NA	NA
<b>ELV DIMMING &amp; CONTROLS</b>				
LUTRON DIVA: DVELV-300P	•	•	•	•
LUTRON SKYLARK: SELV-300P	•	•	•	•
LUTRON RADIO RA2: RRD-6NA	•	•	•	•
LUTRON MAESTRO: MAELV-600	•	•	•	•
LEGRAND ADORNE: ADTP-703TUM4	•	•	•	•
<b>0-10 DIMMING &amp; CONTROLS</b>				
PHILIPS SUNRISE: SR12002UNV	•	•	•	•
LUTRON DIVA: DDTV-WH, DVSTV-WH	•	•	•	•
LUTRON NOVA T: NTSTV-DV-XX	•	•	•	•
LUTRON GRAFIX EYE QS: QSGRJ-XP	•	•	•	•
LUTRON RADIO RA2: RRD-10ND	•	•	•	•
LEVITON: LEV40050	•	•	•	•
LEVITON IP710-LFZ	•	•	•	•
LEGRAND: ADPD4FBL3P2W4	•	•	•	•
<b>TRIAC DIMMING &amp; CONTROLS</b>				
LUTRON SKYLARK: S2-L-WH	•	•	•	•
LUTRON DIVA DVLV-600P-WH	•	•	•	•
LUTRON DIVA DVLV-603P-WH	•	•	•	•
LUTRON MAESTRO MALV-600-WH	•	•	•	•
LUTRON MAESTRO MALV-1000-WH	•	•	•	•
LUTRON MAESTRO MA-R-XX	•	•	•	•

- Flicker free dimming
- Aluminum casing for optimal heat dissipation
- Isolated output power per NEC and UL safety requirements
- UL & ETL recognized/ listed, meets UL 8750, 1310 requirements
- Auto-reset: short circuit, overload and thermal protection
- Class 2 power supply
- Efficient, High power factor > 0.90
- The Solid State Constant Voltage Uni-Power Supply is compatible with most commercially available Dimmers:
  - Triac Dimmer : (Forward Phase) Typically used for the dimming of Incandescent and Low Voltage Magnetic Transformers
  - ELV Dimmer : (Reverse Phase) Dimming of Electronic Low Voltage Transformers and Power Supply's used for LED lighting
  - 0-10 Dimmer : Dims the Low Voltage side of a 0-10 volt power supply commonly used in large scale lighting or commercial applications.
- The Uni-Power Supply is recommended with any Siemens/Murray brand of arc fault breaker to overcome the issues with tripping the breakers with an ELV LED Low Voltage Drivers.

PROJECT		FIXTURE TYPE		DATE	
---------	--	--------------	--	------	--

**IN WALL MOUNTING OPTIONS**



**In-Wall Mounting Kit:** Includes power supply, box cover and stud hangers for installing Junction Box in wall. Select "IW" in the options section of compatible power supply ordering codes if an In-Wall Mounting Kit is needed.

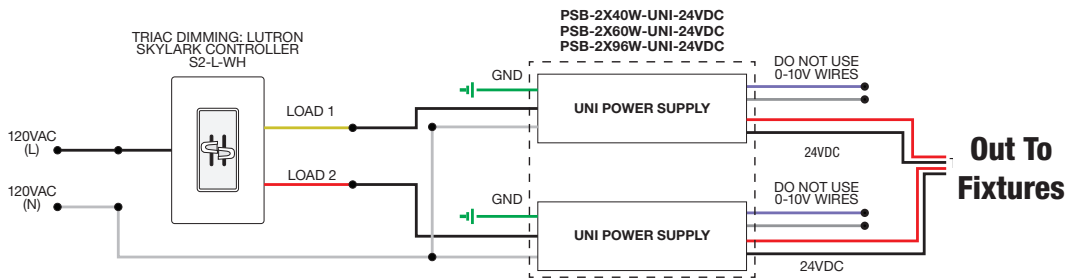
**Ordering Codes 5.1 x 14.25 inch:** PSB-40W-UNI-24VDC-IW  
PSB-60W-UNI-24VDC-IW  
PSB-96W-UNI-24VDC-IW

**Ordering Codes 8.5 x 14.25 inch:** PSB-2X40W-UNI-24VDC-IW  
PSB-2X60W-UNI-24VDC-IW  
PSB-2X96W-UNI-24VDC-IW

**WIRING DIAGRAMS UNIVERSAL POWER SUPPLY**

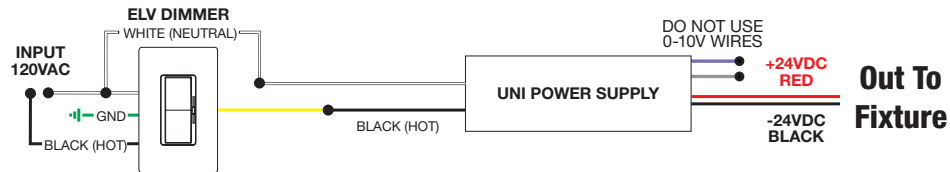
**Application:** Triac dimming for two power supplies, use for Static White, Dynamic/Tunable White

**Dimming:** Dimmable with Triac dimmer: Lutron: Skylark S2-L



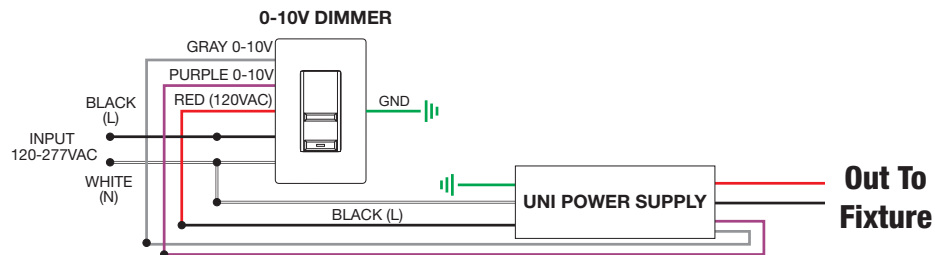
**Application:** ELV dimming for Static White and Warm Dim

**Dimming:** Dimmable with ELV dimmer: Legrand, Adorne ADTP703TU; Lutron: Diva DVELV-300P, Skylark SELV-300P, Maestro MAELV-600 and Radio Ra 2







**Application:** 0-10V dimming for Static White



**Dimming:** Dimmable with 0-10V dimmer: Philips Sunrise: SR1200ZTUNV; Lutron Diva: DVTV-WH, DVSTV-WH; Lutron Nova T: NTSTV-DV-XX; Lutron Grafix EYE QS: QSGRJ-XP; Lutron Radio Ra2: RRD-10ND; Leviton: LEV40050; Leviton IP710-LFZ; Legrand: ADPD4FBL3P2W4

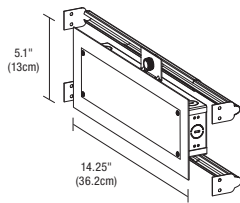


PROJECT		FIXTURE TYPE		DATE	
---------	--	--------------	--	------	--



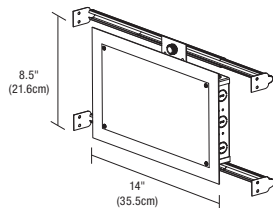
0-10 VOLT (010) POWER SUPPLIES & RECOMMENDED DIMMERS†				
ORDERING CODE	PSB-25W-010-24VDC 	PSB-60W-010-24VDC 	PSB-96W-010-24VDC 	PSB-2X96W-010-24VDC 
SPECIFICATIONS				
MAXIMUM LOAD	25W	60W	96W	2X96W
INPUT VOLTAGE	120VAC	120-277VAC	120-277VAC	120-277VAC
OUTPUT VOLTAGE	24VDC	24VDC	24VDC	24VDC
DIMENSIONS	12.4" X 3.12" X 2.18"	12.4" X 3.12" X 2.18"	12.4" X 3.12" X 2.18"	12.15" X 6.48" X 2.18"
CLASSIFICATION	CLASS 2	CLASS 2	CLASS 2	CLASS 2
IN-WALL MOUNTING	PSB-25W-010-24VDC-IW	PSB-60W-010-24VDC-IW	PSB-96W-010-24VDC-IW	PSB-2X96W-010-24VDC-IW

0-10 VOLT (010) POWER SUPPLIES & RECOMMENDED DIMMERS†			
ORDERING CODE	PSB-3X96W-010-24VDC 	PSB-4X96W-010-24VDC 	
SPECIFICATIONS			
MAXIMUM LOAD	3X96W	4X96W	
INPUT VOLTAGE	120-277VAC	120-277VAC	
OUTPUT VOLTAGE	24VDC	24VDC	
DIMENSIONS	14" X 10" X 3"	17" X 13" X 3"	
CLASSIFICATION	CLASS 2	CLASS 2	
IN-WALL MOUNTING	N/A	N/A	
DIMMING & CONTROLS			
PHILIPS SUNRISE: SR1200ZTUNV	•		•
LUTRON DIVA: DVTV-WH, DVSTV-WH	•		•
LUTRON NOVA T: NTSTV-DV-XX	•		•
LUTRON GRAFIX EYE QS: QSGRJ-XP	•		•
LUTRON RADIO RA2: RRD-10ND	•		•
LEVITON: LEV40050	•		•
LEVITON IP710-LFZ	•		•
LEGRAND: ADPD4FBL3P2W4	•		•



**5.1 x 14.25 inch In-Wall Mounting Kit:** Includes power supply, box cover and stud hangers for installing Junction Box in wall. Select "IW" in the options section of compatible power supply ordering codes if an In-Wall Mounting Kit is needed.

**Ordering Codes:** PSB-25W-010-24VDC-IW, PSB-60W-010-24VDC-IW, PSB-96W-010-24VDC-IW



**8.5 x 14 inch In-Wall Mounting Kit:** Includes power supply, box cover and stud hangers for installing Junction Box in wall. Select "IW" in the options section of compatible power supply ordering codes if an In-Wall Mounting Kit is needed.

**Ordering Codes:** PSB-2X96W-010-24VDC-IW

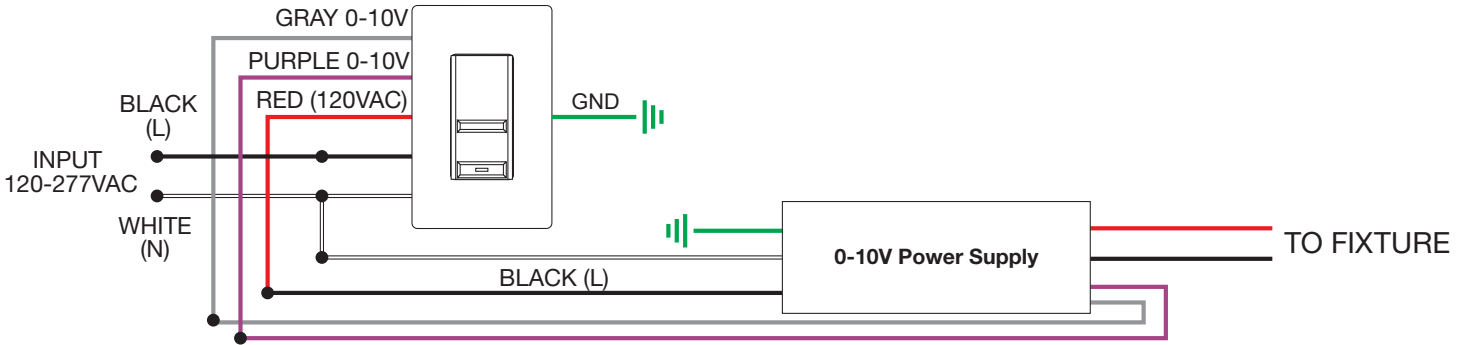
PROJECT		FIXTURE TYPE		DATE	
---------	--	--------------	--	------	--

**SAMPLE WIRING DIAGRAMS 24VDC 010**

**Application:** 0-10V Dimming Applications For Static White and Warm Dim 0-10V Dual Dimming.

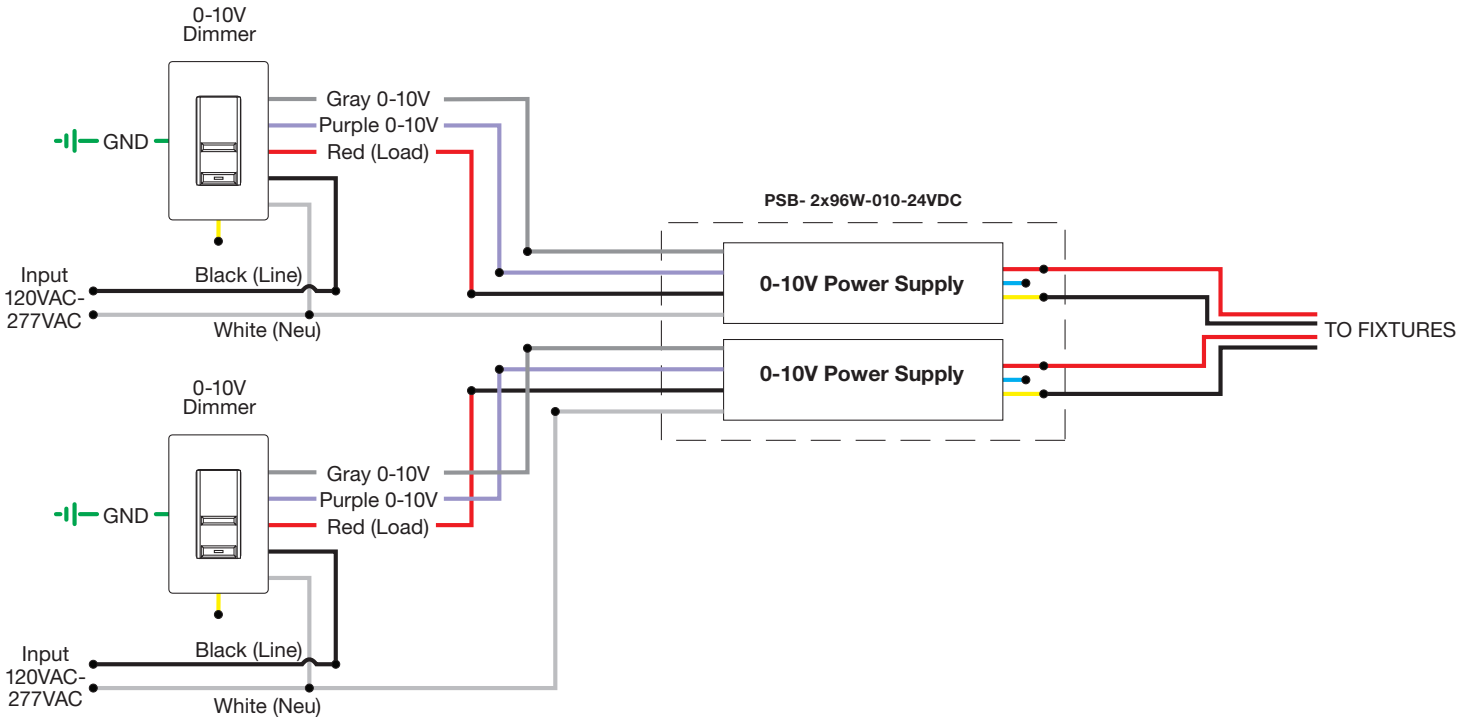
**Dimming:** Dimmable with 0-10V dimmers: Signify (Phillips) Sunrise: SR1200ZTUNV, Leviton Dimmers: LEV40050, IP710-LFZ, \*IP710-DLZ \*(Built in LED locator light) Legrand Dimmer: ADPD4FBL3P2W4 Lutron Systems: Lutron GRAFIX Eye QS Main Unit (with DRX-TVI) Radio Ra2 (with GRX-TVI)

**0-10V DIMMER**



**Application:** Dual 0-10V dimming for Dynamic/Tunable White

**Dimming:** Dimmable with Dual 0-10V dimmers: Signify (Phillips) Sunrise: SR1200ZTUNV, Leviton Dimmers: LEV40050, IP710-LFZ, \*IP710-DLZ \*(Built in LED locator light), Legrand Dimmer: ADPD4FBL3P2W4, Lutron Systems: Lutron GRAFIX Eye QS Main Unit (with DRX-TVI) Radio Ra2 (with GRX-TVI)



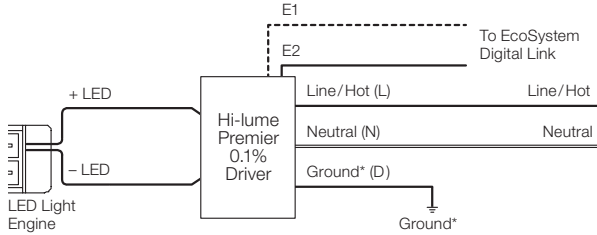
PROJECT	FIXTURE TYPE	DATE
---------	--------------	------



LUTRON HI-LUME® PREMIER .1% ECOSYSTEM®†			
ORDERING CODES	L3D0-96W24V-U	2-WIRE ECOSYSTEM LTEA4U1UKL-CV240	3-WIRE ECOSYSTEM L3DA4U1UKL-CV240
SPECIFICATIONS			
MAXIMUM LOAD	96W	5W-40W	5W-40W
INPUT VOLTAGE	120-277VAC	120-277VAC	120-277VAC
OUTPUT VOLTAGE	24VDC	24VDC	24VDC
DIMENSIONS	10.5" X 5.5" X 2"	4" X 4.89" X 2.62"	4" X 4.89" X 2.62"
CLASSIFICATION	CLASS 2	CLASS 2	CLASS 2
DIMMING AND CONTROLS			
RADIO RA2	•	•	•
HOMEWORKS QS	•	•	•
PHPM-3F-120	•	•	•
PHPM-3F-DV	•	•	•
BCI-0-10	•	•	•

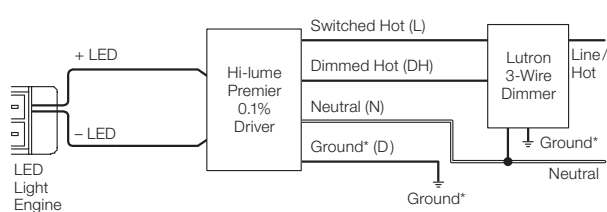
†24K - 57K color temperatures are compatible with 0-10V, ELV, and Lutron Hi-lume® Power Supplies. Warm Dim (27D, 30D) color temperatures are only compatible with ELV power supplies.

2-Wire EcoSystem Wiring Diagram



LTEA4U1UKL-CV240

3-Wire Wiring Diagram

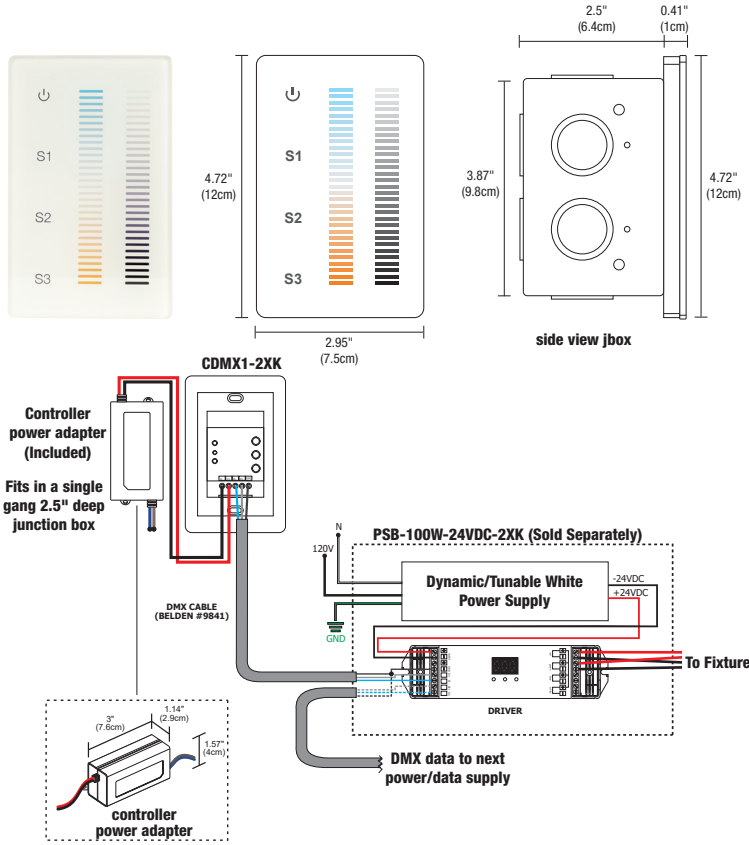


L3DA4U1UKL-CV240

PROJECT	FIXTURE TYPE	DATE
---------	--------------	------

# DYNAMIC/TUNABLE WHITE CONTROLLER AND POWER SUPPLIES

## 24VDC INDOOR CONSTANT VOLTAGE POWER SUPPLIES WITH DMX DRIVERS



**DESCRIPTION:**

The Dynamic/Tunable White (**2K4K or 27K6**) Touch Controller offers fast and accurate Color Temperature adjustment and the ability to regulate the Brightness Independently. The modern Glass faceplate features illuminated indicators, and a back-lit night light that softly illuminates the controller when powered off. Designed for Dynamic/Tunable White, and dual-color LED installations within a single zone. The two Vertical Touch sliders are precise and sensitive, allowing you to fine-tune your perfect Color Temperature at any point between **2000K** (Sunset) to **4000K** (Cool White) or from **2700K** (Incandescent White) to **6500K** (Daylight White) while selecting over 250 levels of Brightness in a smooth, uninterrupted transition. Create Thousands of Dynamic White Color Combinations while maintaining even Brightness and overall saturation. Easily save three pre-set scenes for different times of the day. Support health, performance, and general well-being using Human-Centric lighting by fine-tuning the biological effects that light has on the circadian cycle using the latest in LED technology. Includes a power adapter that fits behind the controller within a standard junction box and fits inside a standard single-gang receptacle (not for use in a multi-gang box). Use with an insulated, 24 AWG stranded, tinned copper wire (Belden #9841). Power Supplies are Sold Separately. Includes a 5 year pro-rated warranty.

**APPLICATIONS:**

Indoor

**OUTPUT SIGNAL:**

USITT DMX 512 (1990)

**INSTALLATION:**

Fits in a single gang 2.5 inch deep junction box. Not compatible with multi-gang boxes.

**LABELS:**

ROHS, FCC, Damp Location, ETL/UL

**POWER INPUT:**

120-240VAC

Product	Type	Finish
<b>CDMX1</b>	<b>2XK</b>	<b>WH</b>
CDMX1 DMX Single Zone Touch Controller	2XK Tunable White	WH White

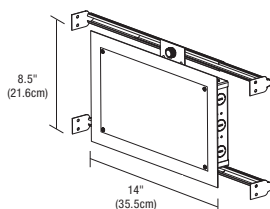
**DYNAMIC COLOR CHANGING (DMX) POWER SUPPLIES & RECOMMENDED CONTROLLERS\***

ORDERING CODE	PSB-100W-24VDC-2XK	PSB-2X100W-24VDC-2XK	PSB-3X100W-24VDC-2XK	PSB-4X100W-24VDC-2XK
<b>MAXIMUM LOAD OF LED STRIP LENGTH</b>	100W 5 WATTS - 20FT MAX. 10 WATTS - 10FT MAX.	2X100W 5 WATTS 2 X 20FT MAX. 10 WATTS - 2 X 10FT MAX.	3X100W 5 WATTS 3 X 20FT MAX. 10 WATTS - 3 X 10FT MAX.	4X100W 5 WATTS 4 X 20FT MAX. 10 WATTS - 4 X 10FT MAX.
<b>INPUT VOLTAGE</b>	120-277VAC	120-277VAC	120-277VAC	120-277VAC
<b>OUTPUT VOLTAGE</b>	24VDC	24VDC	24VDC	24VDC
<b>DIMENSIONS</b>	12.4" X 6.48" X 2.18"	14" X 10" X 3"	17" X 10" X 3"	17" X 10" X 3"
<b>CLASSIFICATION</b>	CLASS 2	CLASS 2	CLASS 2	CLASS 2
<b>IN-WALL MOUNTING</b>	PSB-100W-24VDC-2XK-IW	NA	NA	NA
<b>DMX DYNAMIC/TUNABLE WHITE DIMMING &amp; CONTROLS</b>				
<b>TUNABLE WHITE TOUCH CONTROLLER (CDMX1-2XK)</b>	•	•	•	•

- Flicker free dimming
- Aluminum casing for optimal heat dissipation
- Isolated output power per NEC and UL safety requirements
- UL & ETL recognized/ listed, meets UL 8750, 1310 requirements

- Auto-reset; short circuit, overload and thermal protection
- Class 2 power supply
- Efficient, High power factor > 0.90

**IN WALL MOUNTING OPTIONS**



**8.5 x 14 inch In-Wall Mounting Kit:** Includes power supply, box cover and stud hangers for installing Junction Box in wall. Select "IW" in the options section of compatible power supply ordering codes if an In-Wall Mounting Kit is needed.

**Ordering Codes:** PSB-100W-24VDC-2XK-IW

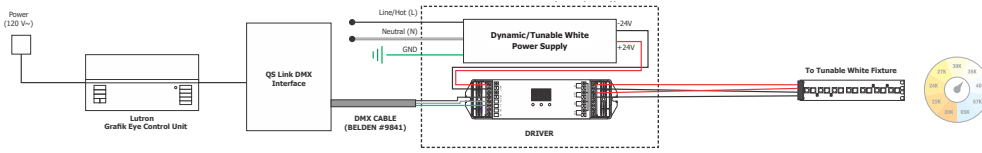
PROJECT		FIXTURE TYPE		DATE	
---------	--	--------------	--	------	--

Dynamic/Tunable White uses one or two power supplies, dependent on the controller or dimmer(s) used. Lutron Hi-Lume® can be used in both single or dual power formats, dependent on the controller or dimmer(s).

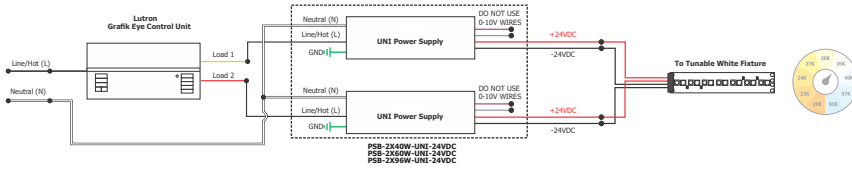
LUTRON HI-LUME® PREMIER .1% ECOSYSTEM®†			
ORDERING CODES	L3D0-96W24V-U	2-WIRE ECOSYSTEM LTEA4U1UKL-CV240	3-WIRE ECOSYSTEM L3DA4U1UKL-CV240
<b>SPECIFICATIONS</b>			
<b>MAXIMUM LOAD</b>	96W	5W-40W	5W-40W
<b>INPUT VOLTAGE</b>	120-277VAC	120-277VAC	120-277VAC
<b>OUTPUT VOLTAGE</b>	24VDC	24VDC	24VDC
<b>DIMENSIONS</b>	10.5" X 5.5" X 2"	4" X 4.89" X 2.62"	4" X 4.89" X 2.62"
<b>CLASSIFICATION</b>	CLASS 2	CLASS 2	CLASS 2
<b>DIMMING AND CONTROLS</b>			
<b>RADIO RA2</b>	•	•	•
<b>HOMEWORKS QS</b>	•	•	•
<b>PHPM-3F-120</b>	•	•	•
<b>PHPM-3F-DV</b>	•	•	•
<b>BCI-0-10</b>	•	•	•

\*Tunable White Color Temperature is compatible with 0-10V, ELV, DMX, and Lutron Hi-Lume® Power Supplies.

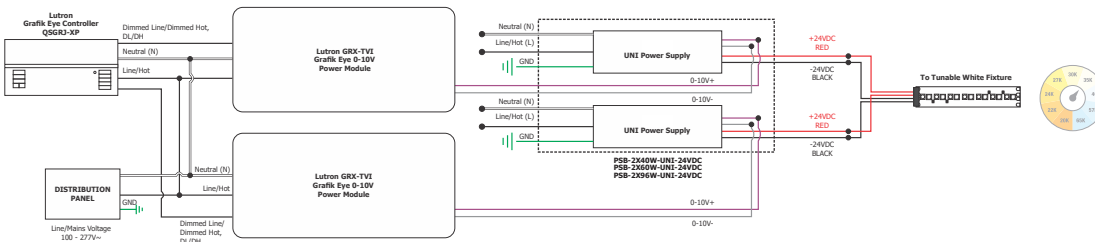
### WIRING DIAGRAM: DMX Control with Lutron Grafik Eye Control Unit



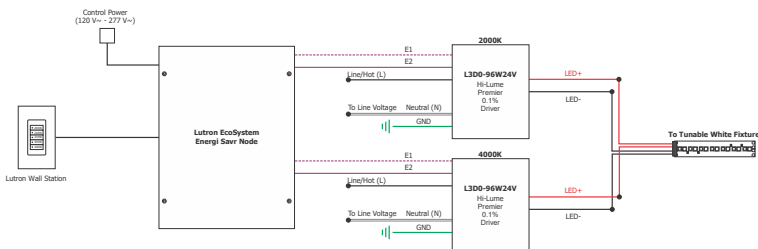
### WIRING DIAGRAM: Line Voltage Dimming with Lutron Grafik Eye Control Unit



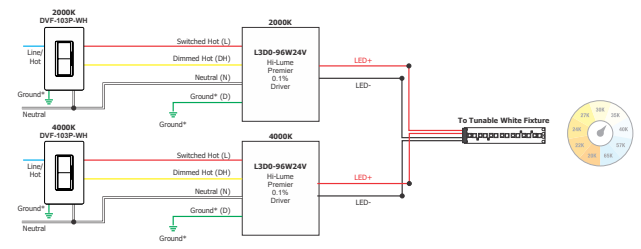
### WIRING DIAGRAM: 0-10V Dimming with Lutron Grafik Eye Control Unit or Wall box controller



### WIRING DIAGRAM: 2-Wire EcoSystem Panel



### WIRING DIAGRAM: 3-Wire EcoSystem Wall Box



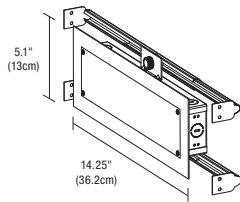
PROJECT	FIXTURE TYPE	DATE
---------	--------------	------

ELECTRONIC LOW-VOLTAGE (ELV) POWER SUPPLIES & RECOMMENDED DIMMERS <sup>†‡</sup>				
ORDERING CODES	<b>PS-60L-ELV-24VDC</b> 	<b>PSB-60W-ELV-24VDC</b> 	<b>PSB-2X60W-ELV-24VDC</b> 	<b>PSB-100W-ELV-24VDC</b> 
SPECIFICATIONS				
MAXIMUM LOAD	60W NON-IC, 50W-IC (FITS IN JBOX)	60W	2X60W	96W
INPUT VOLTAGE	120VAC	120VAC	120VAC	120VAC
OUTPUT VOLTAGE	24VDC	24VDC	24VDC	24VDC
DIMENSIONS	2.25" X 1.25" X 0.83"	8.125" X 2" X 1.75"	12.15" X 6.48" X 2.18"	9.25" X 3.5" X 2"
CLASSIFICATION	CLASS 2	CLASS 2	CLASS 2	CLASS 2
IN WALL MOUNTING	N/A	PSB-60W-ELV-24VDC-IW	PSB-2X60W-ELV-24VDC-IW	PSB-100W-ELV-24VDC-IW
ELECTRONIC LOW-VOLTAGE (ELV) POWER SUPPLIES & RECOMMENDED DIMMERS <sup>†‡</sup>				
ORDERING CODES	<b>PSB-2X100W-ELV-24VDC</b> 	<b>PSB-3X100W-ELV-24VDC</b> 	<b>PSB-4X100W-ELV-24VDC</b> 	
SPECIFICATIONS				
MAXIMUM LOAD	2X96W	3X96W	4X96W	
INPUT VOLTAGE	120VAC	120VAC	120VAC	
OUTPUT VOLTAGE	24VDC	24VDC	24VDC	
DIMENSIONS	12.15" X 6.48" X 2.18"	14" X 10" X 3"	17" X 13" X 3"	
CLASSIFICATION	CLASS 2	CLASS 2	CLASS 2	
IN WALL MOUNTING	PSB-2X100W-ELV-24VDC-IW	N/A	N/A	
DIMMING AND CONTROLS				
LUTRON DIVA: DVELV-300P	•	•	•	
LUTRON SKYLARK: SELV-300P	•	•	•	
LUTRON RADIO RA2: RRD-6NA	•	•	•	
LUTRON MAESTRO: MAELV-600	•	•	•	
LEGRAND ADORNE: ADTP-703TUM4	•	•	•	

<sup>†</sup>22K - 57K color temperatures are compatible with 0-10V, ELV, and Lutron Hi-Lume® Power Supplies. Warm Dim (27D, 30D) color temperatures are only compatible with ELV power supplies. Tunable White color temperature is compatible with 0-10V, ELV, DMX, and Lutron Hi-Lume® Power Supplies. Dynamic Color (RGB, RGB+W) and Static Color (Amber, Blue, Green, or Red) are compatible with DMX Power Supplies.

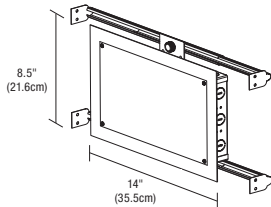
<sup>‡</sup>Electrical Panels using Seimens/Murray AFCI breakers are not compatible with this ELV transformer. Use 0-10 Volt power supplies with this breaker

With N-Lite Dimming Do Not use ELV power supplies, use only 0-10 volt or Uni drivers power supplies



**5.1 x 14.25 inch In-Wall Mounting Kit:** Includes power supply, box cover and stud hangers for installing Junction Box in wall. Select "IW" in the options section of compatible power supply ordering codes if an In-Wall Mounting Kit is needed.

**Ordering Codes:** PSB-60W-ELV-24VDC-IW  
PSB-100W-ELV-24VDC-IW



**8.5 x 14 inch In-Wall Mounting Kit:** Includes power supply, box cover and stud hangers for installing Junction Box in wall. Select "IW" in the options section of compatible power supply ordering codes if an In-Wall Mounting Kit is needed.

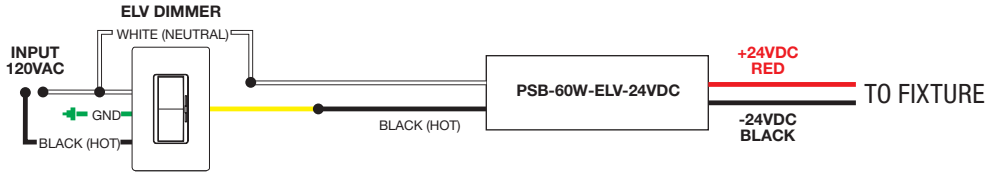
**Ordering Codes:** PSB-2X60W-ELV-24VDC-IW  
PSB-2X100W-ELV-24VDC-IW

PROJECT		FIXTURE TYPE		DATE	
---------	--	--------------	--	------	--

**SAMPLE WIRING DIAGRAMS 24VDC ELV**

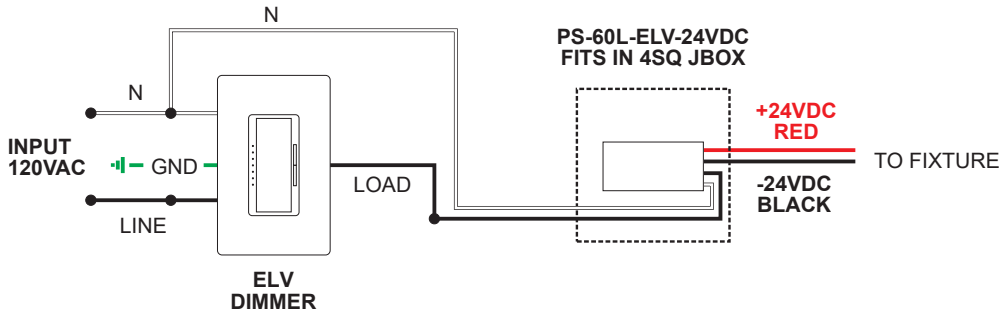
**Application:** ELV dimming for Static White

**Dimming:** Dimmable with ELV dimmer: Legrand, Adorne ADTP703TU; Lutron: Diva DVELV-300P, Skylark SELV-300P, Maestro MAELV-600 and Radio Ra 2



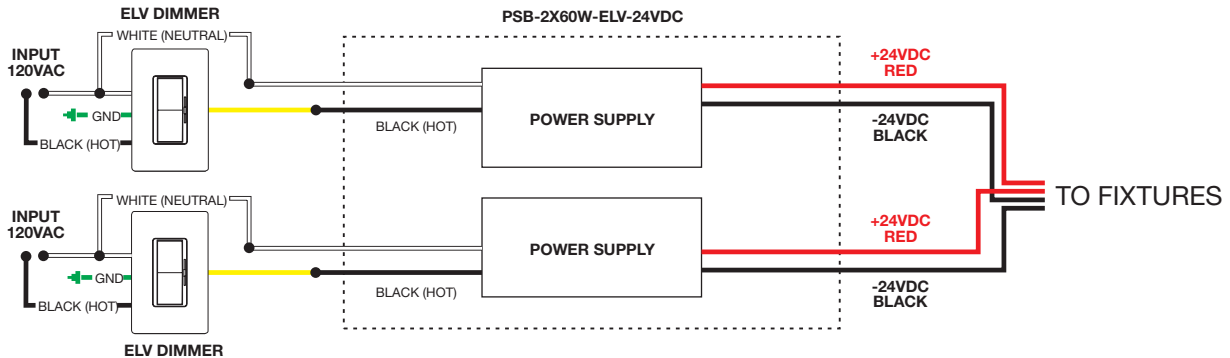
**Application:** ELV dimming for Static White

**Dimming:** Dimmable with ELV dimmer: Legrand, Adorne ADTP703TU; Lutron: Diva DVELV-300P, Skylark SELV-300P, Maestro MAELV-600 and Radio Ra 2



**Application:** Dual ELV dimming for Dynamic/Tunable White

**Dimming:** Dimmable with ELV dimmer: Legrand, Adorne ADTP703TU; Lutron: Diva DVELV-300P, Skylark SELV-300P, Maestro MAELV-600 and Radio Ra 2



PROJECT		FIXTURE TYPE		DATE	
---------	--	--------------	--	------	--

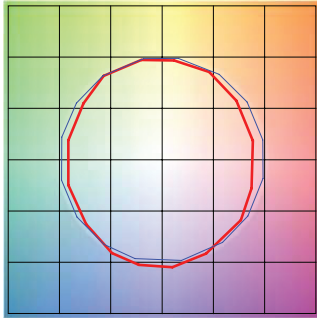
# SUSPENSION TM30 DATA

DESIGN YOUR OWN STATIC WHITE, WARM DIM & DYNAMIC TUNABLE WHITE

**TM-30-15 DATA:** The data below is for SS5C bare LED Soft Strips. Consistent color temperatures throughout a single strip and among multiple strips is possible through a 3 phase binning process in which each order is inspected with a color meter to ensure uniformity.

**2200K** | Rf: 83.9 | Rg: 94.9

Color Vector Graphic

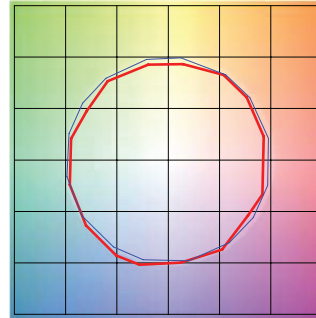


■ Test ■ Reference

GRAPHIC SHIFTS %			
HUE BIN	Rf	CHROMA	HUE
1	78.8	-9.5%	1.3%
2	80.7	-7.8%	6.7%
3	78.2	-3.3%	9.4%
4	89.7	-2.8%	3.6%
5	93.2	-0.8%	2.6%
6	93.0	-0.6%	-0.7%
7	87.7	-5.9%	-3.5%
8	89.2	-6.8%	1.9%
9	83.4	-5.6%	6.0%
10	79.3	-3.7%	10.8%
11	81.4	2.9%	11.1%
12	84.9	5.3%	4.9%
13	88.1	4.9%	-10.1%
14	68.1	0.1%	-19.5%
15	86.0	-3.3%	-7.3%
16	76.4	-8.9%	-11.7%

**2700K** | Rf: 87.7 | Rg: 96.1

Color Vector Graphic

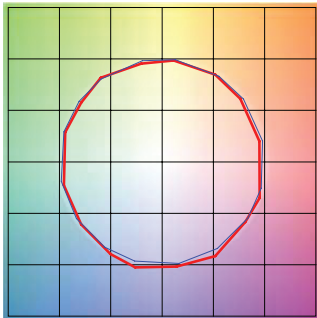


■ Test ■ Reference

GRAPHIC SHIFTS %			
HUE BIN	Rf	CHROMA	HUE
1	88.0	-4.3%	2.6%
2	91.6	-2.4%	2.0%
3	93.7	-1.4%	1.9%
4	88.9	-5.6%	-3.1%
5	92.3	-5.5%	-0.5%
6	92.9	-3.5%	0.1%
7	84.5	-7.5%	4.6%
8	90.8	-3.0%	4.4%
9	84.5	-1.3%	8.3%
10	83.9	2.0%	9.8%
11	87.2	5.3%	7.1%
12	89.2	5.4%	-2.6%
13	88.7	0.3%	-7.8%
14	86.8	1.7%	-9.3%
15	87.6	-5.4%	-1.3%
16	83.6	-3.3%	-9.5%

**3000K** | Rf: 88.1 | Rg: 99.7

Color Vector Graphic

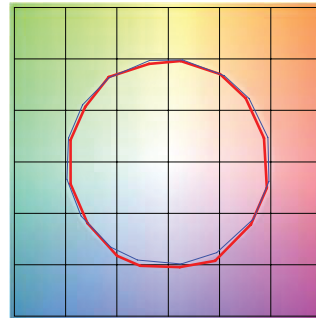


■ Test ■ Reference

GRAPHIC SHIFTS %			
HUE BIN	Rf	CHROMA	HUE
1	92.5	-3.1%	0.3%
2	93.3	-2.3%	1.9%
3	90.9	-0.8%	3.9%
4	94.3	-1.1%	1.4%
5	92.5	-2.6%	1.5%
6	96.4	1.2%	-0.3%
7	92.6	-2.5%	-0.0%
8	96.9	-1.4%	0.2%
9	92.3	-1.8%	4.3%
10	86.6	-0.7%	7.0%
11	86.5	2.4%	8.2%
12	89.8	5.9%	1.7%
13	93.9	2.6%	-2.7%
14	89.4	5.1%	-5.8%
15	90.1	-0.1%	-4.7%
16	86.5	0.3%	-9.7%

**3500K** | Rf: 86.1 | Rg: 95.5

Color Vector Graphic

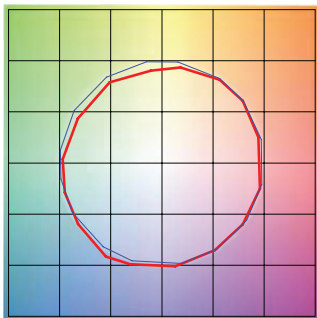


■ Test ■ Reference

GRAPHIC SHIFTS %			
HUE BIN	Rf	CHROMA	HUE
1	90.8	-3.8%	0.3%
2	92.3	-2.8%	2.1%
3	89.7	-1.0%	4.3%
4	92.6	-1.4%	1.7%
5	91.8	-3.1%	1.3%
6	96.2	0.8%	-0.4%
7	92.9	-3.2%	0.2%
8	94.3	-2.5%	1.5%
9	90.4	-2.5%	5.2%
10	84.3	-1.4%	9.5%
11	83.1	3.5%	9.8%
12	88.2	4.8%	3.4%
13	94.0	2.7%	-2.0%
14	88.7	5.9%	-5.8%
15	88.7	0.7%	-5.9%
16	86.8	-0.7%	-6.7%

**4000K** | Rf: 87.6 | Rg: 96.8

Color Vector Graphic

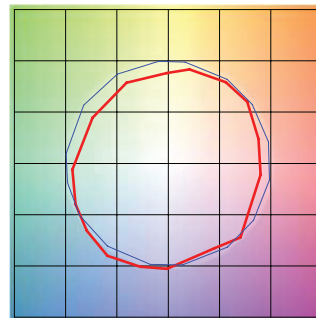


■ Test ■ Reference

GRAPHIC SHIFTS %			
HUE BIN	Rf	CHROMA	HUE
1	88.9	-2.4%	2.5%
2	93.3	-0.4%	0.8%
3	94.8	-1.0%	-0.6%
4	87.9	-4.9%	-3.6%
5	85.3	-9.4%	-2.6%
6	90.2	-6.0%	0.2%
7	85.3	-7.6%	4.6%
8	83.7	-4.1%	8.2%
9	79.5	-1.1%	13.8%
10	78.6	1.5%	12.1%
11	83.5	6.4%	7.8%
12	90.9	3.6%	-1.1%
13	88.3	1.7%	-6.3%
14	91.9	-0.4%	-2.2%
15	84.5	-0.9%	-5.5%
16	84.7	-1.1%	-4.4%

**5700K** | Rf: 80.3 | Rg: 91.5

Color Vector Graphic



■ Test ■ Reference

GRAPHIC SHIFTS %			
HUE BIN	Rf	CHROMA	HUE
1	75.4	-8.9%	4.7%
2	87.5	-2.6%	4.6%
3	90.7	-3.0%	-0.5%
4	83.2	-6.0%	-5.7%
5	76.2	-12.9%	-5.3%
6	81.4	-11.9%	-2.6%
7	74.8	-14.0%	5.1%
8	69.0	-9.0%	14.1%
9	72.6	-3.6%	22.2%
10	71.4	2.7%	16.1%
11	81.3	7.9%	5.3%
12	83.6	4.1%	-9.4%
13	78.4	0.7%	-15.3%
14	77.7	-6.2%	-11.0%
15	68.8	-1.3%	-21.2%
16	80.8	-9.6%	3.3%

PROJECT	FIXTURE TYPE	DATE
---------	--------------	------



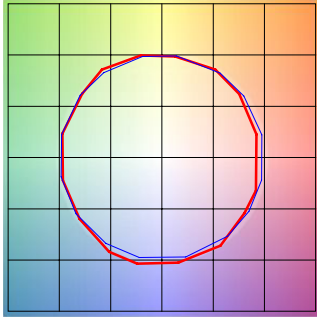
# SUSPENSION TM30 DATA

DESIGN YOUR OWN STATIC WHITE, WARM DIM & DYNAMIC TUNABLE WHITE

**TM-30-15 DATA:** The data below is for SS5C and SS7C bare LED Soft Strips. Consistent color temperatures throughout a single strip and among multiple strips is possible through a 3 phase binning process in which each order is inspected with a color meter to ensure uniformity.

**2700D** | Rf: 89.5 | Rg: 100.8

Color Vector Graphic

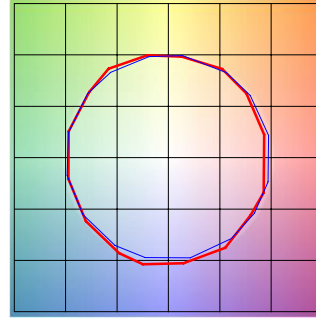


■ Test ■ Reference

HUE BIN	Rf	GRAPHIC SHIFTS %	
		CHROMA	HUE
1	88.8	-5.1%	1.4%
2	89.8	-2.7%	4.1%
3	87.2	0.3%	5.9%
4	92.3	-0.9%	1.0%
5	93.3	1.5%	1.7%
6	92.4	3.6%	-0.2%
7	92.2	-0.9%	-2.4%
8	96.7	-0.4%	-1.1%
9	92.3	-1.2%	3.7%
10	88.9	-0.0%	6.1%
11	86.4	5.1%	7.4%
12	88.2	6.3%	-0.9%
13	87.2	3.8%	-8.1%
14	84.2	3.8%	-11.0%
15	89.8	-2.6%	-4.3%
16	82.7	-3.4%	-11.1%

**3000D** | Rf: 89.8 | Rg: 101.4

Color Vector Graphic

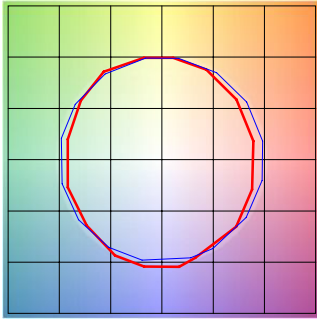


■ Test ■ Reference

HUE BIN	Rf	GRAPHIC SHIFTS %	
		CHROMA	HUE
1	90.2	-4.2%	1.5%
2	90.9	-2.0%	3.7%
3	87.9	0.8%	5.5%
4	92.1	-0.9%	0.6%
5	93.0	1.5%	1.6%
6	92.2	3.9%	-0.2%
7	92.1	-0.3%	-2.0%
8	96.7	0.0%	-1.2%
9	92.5	-0.6%	3.7%
10	88.3	1.1%	7.0%
11	87.2	4.1%	7.4%
12	87.2	6.7%	-1.0%
13	88.2	3.8%	-7.2%
14	85.3	4.3%	-9.9%
15	90.9	-2.2%	-3.6%
16	83.4	-2.2%	-11.2%

**2000K ONLY (2K4K)** | Rf: 84.3 | Rg: 96.9

Color Vector Graphic

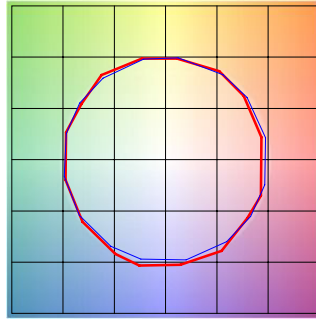


■ Test ■ Reference

HUE BIN	Rf	GRAPHIC SHIFTS %	
		CHROMA	HUE
1	80.3	-8.9%	1.7%
2	79.7	-7.0%	7.8%
3	78.9	-2.9%	10.0%
4	89.5	-0.5%	5.1%
5	94.4	0.7%	1.7%
6	92.1	2.4%	-0.3%
7	89.4	-2.4%	-5.9%
8	89.7	-6.4%	-0.2%
9	86.0	-4.9%	4.6%
10	81.8	-3.4%	9.3%
11	83.1	3.3%	9.7%
12	85.8	5.6%	3.3%
13	85.6	6.2%	-12.8%
14	61.7	-1.9%	-19.0%
15	79.7	-3.3%	-12.9%
16	78.1	-7.9%	-10.6%

**3000K (2K4K)** | Rf: 90.2 | Rg: 101.4

Color Vector Graphic

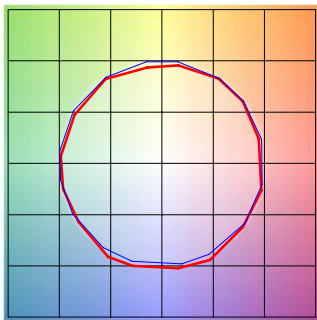


■ Test ■ Reference

HUE BIN	Rf	GRAPHIC SHIFTS %	
		CHROMA	HUE
1	90.9	-3.8%	1.3%
2	91.7	-1.9%	3.3%
3	88.7	0.7%	5.1%
4	92.4	-1.0%	0.7%
5	92.9	0.9%	1.7%
6	93.1	3.3%	-0.6%
7	91.0	-1.8%	-0.4%
8	97.0	0.2%	-1.1%
9	92.8	-0.5%	3.6%
10	88.3	1.0%	7.0%
11	87.1	3.8%	7.8%
12	87.6	6.5%	-0.3%
13	89.3	3.6%	-6.3%
14	86.1	4.5%	-9.1%
15	91.6	-1.9%	-3.1%
16	83.8	-1.5%	-11.2%

**4000K ONLY (2K4K)** | Rf: 89.6 | Rg: 99.1

Color Vector Graphic



■ Test ■ Reference

HUE BIN	Rf	GRAPHIC SHIFTS %	
		CHROMA	HUE
1	91.3	-2.5%	1.0%
2	95.3	-0.5%	0.5%
3	94.3	-0.7%	1.1%
4	91.1	-3.4%	-1.1%
5	89.5	-5.6%	0.0%
6	94.6	-1.4%	1.3%
7	93.2	-3.0%	2.6%
8	91.3	-1.8%	4.6%
9	86.5	-0.9%	9.1%
10	83.3	-0.5%	9.5%
11	83.3	4.9%	9.0%
12	89.7	4.1%	1.7%
13	90.1	3.6%	-4.3%
14	93.4	5.2%	-2.1%
15	87.4	0.4%	-4.3%
16	86.6	0.4%	-6.1%

PROJECT	FIXTURE TYPE	DATE
---------	--------------	------