



Protected by Patent Number 7,476,008.



3.3 aperture
Truly Trimless

Description: Specification grade, recessed, adjustable accent fixture for plaster or drywall construction. The flush mounted rigid plaster plate, which is finished into the ceiling, maintains a flat finish. Combining the Knife Edge 3.3" (50mm) aperture with the Aurora dome and the tilt gear hidden behind the lamps creates a clean internal look.

- 1. Lamp:** 2x MR16 LED 7W-9W 12VAC, equivalent to 50W or 65W halogen. 10, 15, 25 or 36 degree beam spread options. Lamps sold separately. Only use LED retrofit lamps designed for use in enclosed fixtures. See www.purelighting.com for a list of recommended lamps.
- 2. Adjustability:** Hot-aiming with #2 Philips screwdriver offers 20 to 45 degree vertical adjustment and 362 degree horizontal rotation without beam clipping.
- 3. Housing:** .040" (1mm) thick die formed aluminum. Includes 2x 12V 15W electronic low voltage transformers for MR16 LEDs. IC and air-tight, suitable for remodel or new construction.
- 4. Dome:** Anodized soft haze finish. Hides electrical hardware and tilts for easy access to junction box and transformer.
- 5. Plaster Plate:** 14 3/4" (375mm) x 12 1/8" (307mm) x 1/8" (3mm) aluminum Plaster Plate is primed and ready for painting. Mounts flush with the ceiling. Apply Durabond®* ceiling compound at the perimeter of the housing. Use the supplied ultra-thin FibaTape®**. This prevents chipping and cracking at the trim aperture, which is common with other trimless fixtures.
- 6. Mounting:** Self leveling, u-shape telescoping hanger bars extend to allow mounting between studs 13 1/4" - 24" (336-609mm) O.C. Mounting is suitable for new and remodel commercial or residential drywall construction. Designed to accommodate ceiling thickness from 1/2" (13mm) to 1 1/4" (32mm). Notch and label marking for laser alignment.
- 7. Trim:** Truly Trimless
- 8. Snoot:** Machined aluminum snoot controls internal spill light. The snoot secures the lamp to the Pan Tilt Mechanism and allows for easy relamping.
- 9. Electrical:** 120VAC (standard), 230VAC, or 277VAC input, 12VAC 15W MAX output.

Dimmer Type: Compatible with most ELV dimmers. Refer to lamping specs for list of compatible dimmers.
Weight: 26lbs (11.8kg)

AURORA ORDERING CODE FOR COMPLETE FIXTURE:

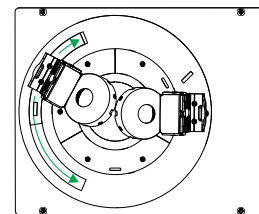
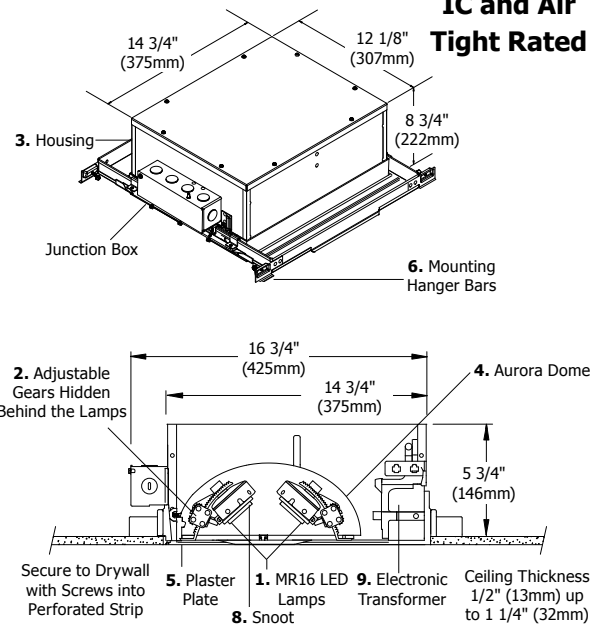
120V Electronic

Collection IC Housing	Function Plaster Plate
AL7D -	ADSE3
AL7D Aurora LED #7D Dual Housing	ADSE3 Accent Dual-Lamp Square Edge 3.3" Aperture

230V and 227V Electronic

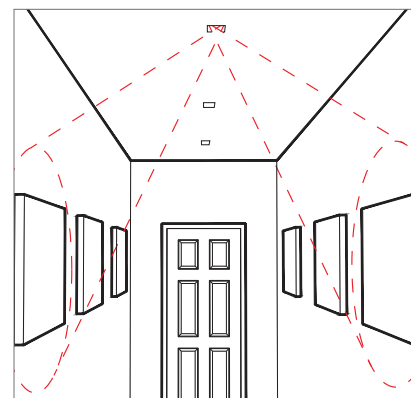

Collection IC Housing - Voltage	Function Plaster Plate
AL7D - 2 -	ADSE3
AL7D Aurora LED #7D Dual Housing	ADSE3 Accent Dual-Lamp Square Edge 3.3" Aperture
2 230V 50/60Hz	3 277V 50/60Hz

All Housings IC and Air Tight Rated



Lamps rotate 362° in unison

Secondary rotation ±30° relative to opposing head



COMPANY		FIXTURE TYPE		DATE	
PROJECT		APPROVED BY			




Product specification subject to change without notification. REV. 09.26.16
 *Durabond® brand is a trademark of USG Corporation.
 **FibaTape® brand is a trademark of Saint-Gobain ADFORS.







LED LAMP COMPARISON CHART



MR16 GU5.3 LED LAMPS FOR USE WITH AURORA FIXTURES

2700K COLOR TEMPERATURE									
BRAND	ORDERING CODE	CRI	LAMP LIFE (HOURS)	CBCP	TOTAL LUMENS	LUMENS PER WATT	BEAM ANGLE (DEGREES)	CERTIFICATION	HALOGEN EQUIVALENT
	SM16-07-10D-927-03	95	35,000	5710	390	52	10	UL/CUL ROHS CE	50W
	SM16-09-25D-927-03	95	35,000	2570	465	52	25	UL/CUL ROHS CE	60W
	SM16-09-36D-927-03	95	35,000	1210	465	52	36	UL/CUL ROHS CE	60W
	LED712VMR16927KNFL	92	25,000	2802	425	61	20	UL/CUL ENERGY STAR	50W
	LED712VMR16927KFL	92	25,000	898	425	61	40	UL/CUL ENERGY STAR	50W
	7.5MR16G4DIM/927NF25	92	25,000	2600	485	63	25	UL/CUL	75W
	7.5MR16G4DIM/927FL36	92	25,000	1400	485	63	36	UL/CUL	75W

3000K COLOR TEMPERATURE									
BRAND	ORDERING CODE	CRI	LAMP LIFE (HOURS)	CBCP	TOTAL LUMENS	LUMENS PER WATT	BEAM ANGLE (DEGREES)	CERTIFICATION	HALOGEN EQUIVALENT
	SM16-07-10D-930-03	95	35,000	6000	410	55	10	UL/CUL ROHS CE	50W
	SM16-09-25D-930-03	95	35,000	2700	490	54	25	UL/CUL ROHS CE	60W
	SM16-09-36D-930-03	95	35,000	1280	490	54	36	UL/CUL ROHS CE	60W
	LED712VMR16930KNFL	92	25,000	2802	425	61	20	UL/CUL ENERGY STAR	50W
	LED712VMR16930KFL	92	25,000	898	425	61	40	UL/CUL ENERGY STAR	50W
	7.5MR16G4DIM/930SP15	92	25,000	5500	430	57	15	UL/CUL	75W
	7.5MR16G4DIM/930NF25	92	25,000	2600	505	66	25	UL/CUL	75W
	7.5MR16G4DIM/930FL36	92	25,000	1400	505	66	36	UL/CUL	75W

4100K COLOR TEMPERATURE									
BRAND	ORDERING CODE	CRI	LAMP LIFE (HOURS)	CBCP	TOTAL LUMENS	LUMENS PER WATT	BEAM ANGLE (DEGREES)	CERTIFICATION	HALOGEN EQUIVALENT
	LED712VMR16941KNFL	92	25,000	2802	446	64	20	UL/CUL ENERGY STAR	50W
	LED712VMR16941KFL	92	25,000	898	446	64	10	UL/CUL ENERGY STAR	50W

REV 09.26.2016

A Division of PureEdge Lighting • 1718 W. Fullerton Chicago, IL 60614

Ph: 773.770.1196 • Fax: 773.883.6128 • www.purelighting.com • info@puredgelighting.com • © 2016 PureEdge Lighting. All Rights Reserved.