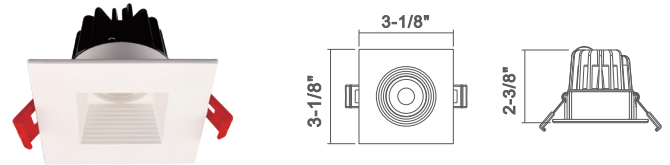



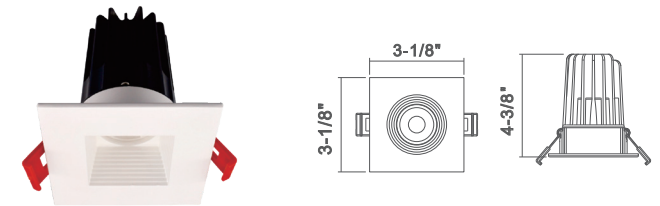
# 2 Inch

## LED Regress Downlight - Adjustable CCT

- Beam Spread options 24°/38°
- Type IC, Air-Tight & Damp - No Housing Required
- Aluminum die-cast construction
- I.C. rated for direct contact with insulation
- Suitable for DAMP LOCATION
- LM79, LM-80 testing performed in accordance with IESNA standards



**RA2S-IC-8W-XXD90-MW**

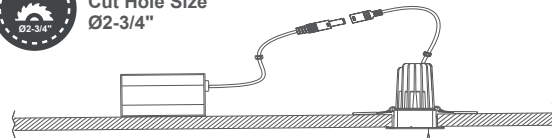


**RA2S-IC-15W-XXD90-MW**

SPECIFICATIONS	
Application	Recessed Ceiling Mount
Watts	8W   15W
Light Output(lm)	600lm   1000lm
Color Temperature(K)	5CCT Selectable 2700K to 5000K
CRI	90Ra+
Default Driver Input	AC120V 60Hz
Dimming	Triac Dimming
Power Factor	>0.9
Approved Location	Damp Location
Air Tight	YES
Operating Temp.	(-4°F~104°F) -20~40°C
Beam Angle	38°



Cut Hole Size  
Ø2-3/4"




Optional Lens



### Accessories

#### Mounting Plate



**R2.5-4-6-NC**

See Page 21

#### Emergency Driver



**BL-ELD-15W**

See Page 21

### Ordering For 8 Watt Version

MODELS	CCT	FINISH
R2S-IC-8W-27D90-MW	2700 Kelvin	MW(Matte White)
R2S-IC-8W-3D90-MW	3000 Kelvin	
R2S-IC-8W-4D90-MW	4000 Kelvin	
R2S-IC-8W-5CCT-D90-MW	5CCT(selectable CCT 2700-5000K)	

### Ordering For 15 Watt Version

MODELS	CCT	FINISH
RA2S-IC-15W-27D90-MW	2700 Kelvin	MW (Matte White)
RA2S-IC-15W-3D90-MW	3000 Kelvin	
RA2S-IC-15W-4D90-MW	4000 Kelvin	
RA2S-IC-15W-5CCT-D90-MW	5CCT(selectable CCT 2700-5000K)	