



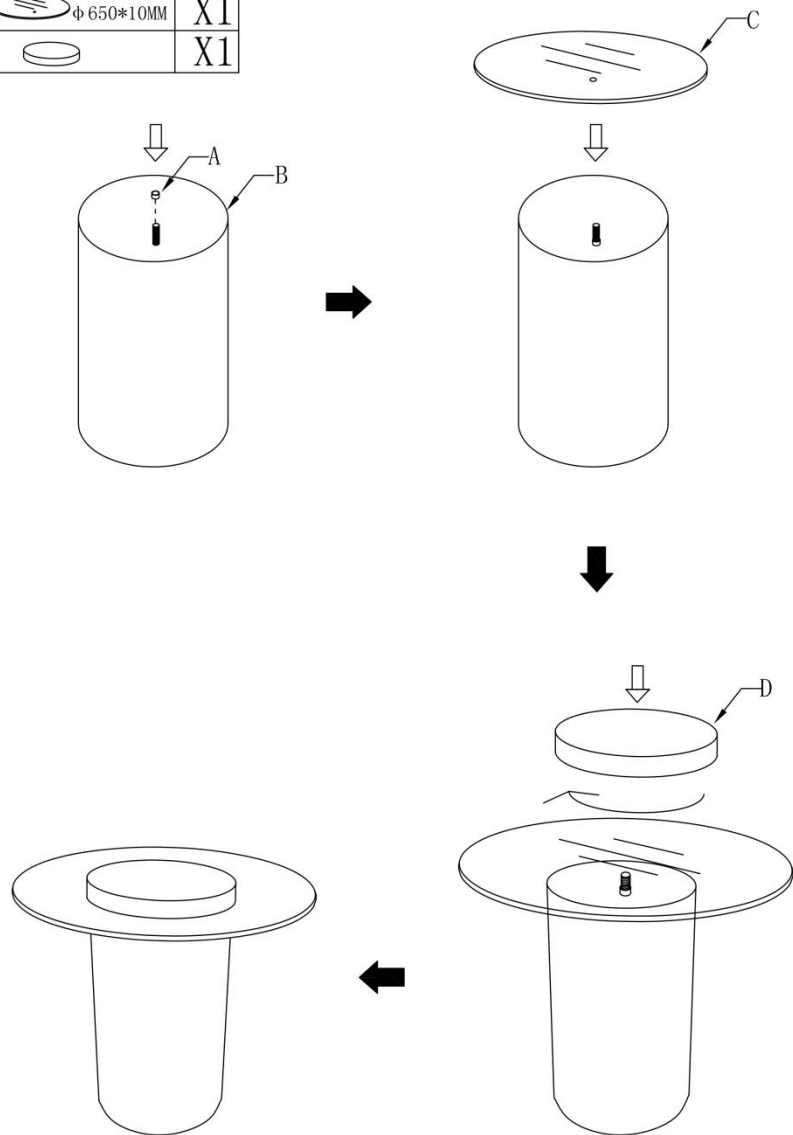


A		X1
B		X1
C	 $\phi 650*10\text{MM}$	X1
D		X1



REGINA ANDREW

DETROIT

ITEM NO: 30-1092 Odette Coffee Table

These instructions are provided for your safety. It is very important that they are read completely before beginning the assembly of your furniture.

ASSEMBLY INSTRUCTIONS

PLEASE MAKE SURE THAT YOU HAVE ALL OF THE PARTS, LISTED ON LEFT, BEFORE YOU START.

1. Remove all parts from carton, as shown on left. Do not throw away any parts.
2. Do not tighten any bolts before finishing all of the steps
3. Place the plastic ring (A) onto the bolt on the steel base (B), as shown in the sketch.
4. Place the glass (C) appropriately onto the plastic ring (A).
5. Attach the steel top (D) onto the bolt, rotate clockwise to tighten.

Made in China