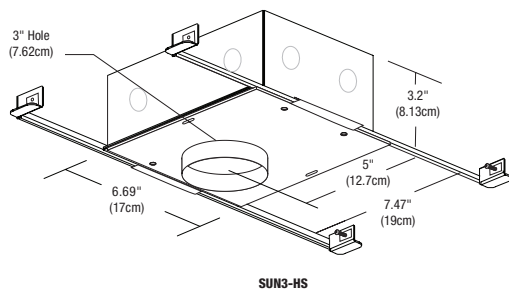
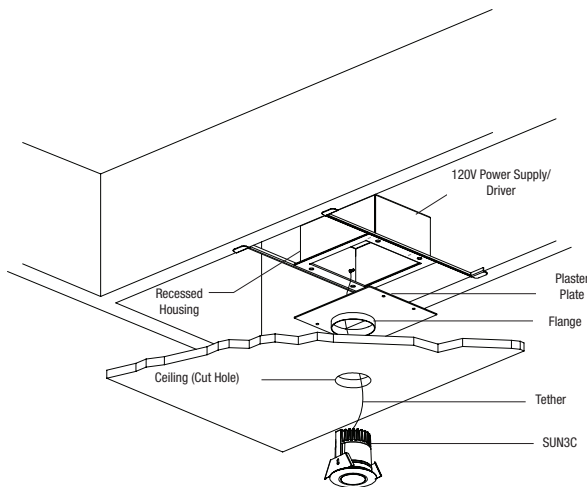
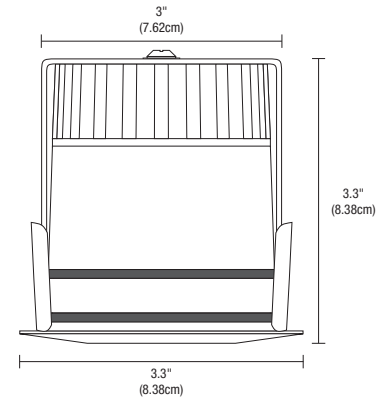


SUN3C CEILING LED DOWNLIGHT - INDOOR/OUTDOOR

REV.04.13.22



DESCRIPTION

The 3 inch round or square recessed SUN3C LED downlight uses a high powered warm white LED; it features a 16, 23, 36 or 47 degree precise focus and tempered glass lens with marine-grade aluminum beveled edge trim. It is perfect for installation on ceilings with a low clearance (3.2 inch depth). Sun3C is rated for outdoor, ocean front, wet location, shower or indoor applications. Must be used only with New construction IC-Rated housing (SUN3-HS), which includes dimmable electronic power supply, sold separately. SUN3C is a constant current fixture and it is listed to be used only in ceiling applications and should not be used in floor or wall applications which will damage the fixture and void the warranty. For floor or wall applications use SUN3. Fixture includes 5 year warranty.

FINISH

- Satin Aluminum

LAMP SPECIFICATION

- 70% lumen maintenance based on 50,000 hours of operation
- LED 7.5W
- HDL1 16°: 51 lumens per watt, 453 total lumens, 95 CRI
- HDL 2 23°: 53 lumens per watt, 467 total lumens, 95CRI

DIMMING

- Dimmable with low voltage electronic dimmer using SUN3-HS (sold separately)
- Lutron dimmers recommended: Dims to 12% with Diva #DVELV-300P and with Skylark #SELV-300P; 20% with Maestro #MAELV-600

WEIGHT

- 1.8 lb (.82 kg)

Product	Length in Feet	Description	Color Temperature	Finish
SUN3C	HDL1	RD	30K	SA
SUN3C Sun3 Ceiling	HDL1 16 Degree Lens HDL2 23 Degree Lens HDL3 36 Degree Lens HDL4 47 Degree Lens	RD Round SQ Square	30K 3000K Warm White	SA Satin Aluminum

REQUIRED HOUSING

Product	Type
SUN3	HS
SUN3 Sun3	HS Housing

PROJECT	FIXTURE TYPE	DATE
---------	--------------	------

SUN3C CEILING LED DOWNLIGHT - INDOOR/OUTDOOR

REV.04.13.22


SUN3C Ceiling Led Downlight - Indoor/Outdoor: Components



Sun3 Louver Lens Holder

Louver Lens Holders secure onto front of the lamp holding up two lenses or combination of a hexcell louver and lens. Required for securing louvers, lenses and filters in the Sun3.

System	Type
SUN3	LLH
<small>SUN3 Sun3</small>	<small>LLH Louver Lens Holder</small>




Hexcell Louver

Hexcell and Micro Louver

The Hexcell Louver eliminates glare from the light beam.

Accessory	Type
L016	H
<small>L016 MR16</small>	<small>H Hexcell</small>



Film Lenses and Filters

Add film lenses and filters to shape beam, change color or adjust color temperatures. Louver lens holder #SUN3-LLH required.

Lens Film	Lens Or Color
LF2	20D
<small>LF2 Lens Film 2" diameter</small>	<p>20D Refracts beam 20° down</p> <p>20K Dichroic 2000K Very Warm White</p> <p>27K Dichroic 2000K + Color Correction Film = 2700K</p> <p>ND Neutral Density Filter dims light 50%</p> <p>RD Red Dichroic Film</p> <p>BL Blue Dichroic Film</p> <p>LS Linear Spread</p>

SUN3C CEILING LED DOWNLIGHT - INDOOR/OUTDOOR

REV.04.13.22

SUN3C Ceiling LED Downlight - Indoor/Outdoor: Lens Data

LENS/ BEAM SPREAD	WATTS	TOTAL LUMENS	CBCP	RATED LIFE	COLOR TEMP (K)	CRI
L1 = 16 Degree	7.5	281	2,537	50,000	3000K	85
L2 = 23 Degree	7.5	330	1,520	50,000	3000K	85
L3 = 36 Degree	7.5	330	713	50,000	3000K	85
L4 = 47 Degree	7.5	330	482	50,000	3000K	85

SUN3C Ceiling LED Downlight - Indoor/Outdoor: LED Lamp Data

