

LYFT 12 CLEAR WALL SCONCE



Combining modern geometric design with unique diffuser materials, the Lyft wall sconce features a clear acrylic diffuser that adds sparkle to the illuminated area with highly effective light distribution.

High quality LM80-tested LEDs

for consistent long-life performance and color

Outstanding protection against the elements:

- Marine-grade powder coat finishes
- Stainless Steel mounting hardware
- Impact-resistant, UV stabilized frosted acrylic lensing

SPECIFICATIONS

DELIVERED LUMENS	215
WATTS	9.9
VOLTAGE	Universal 120V-277V, with integral transient 2.5kV surge protection (driver)
DIMMING	0-10, ELV
LIGHT DISTRIBUTION	Symmetric
MOUNTING OPTIONS	Wall
PERFORMANCE OPTIONS	In-Line Fuse / Surge Protector
CCT	2700K, 3000K or 4000K
CRI	80
COLOR BINNING	3 Step
BUG RATING	B0-U3-G1
DARK SKY	Non-Compliant
WET LISTED	IP65
GENERAL LISTING	ETL
CALIFORNIA TITLE 24	Can be used to comply with CEC 2016 Title 24 Part 6 for outdoor use. Registration with CEC Appliance Database not required.
START TEMP	-30°C
FIELD SERVICEABLE LED	Yes
CONSTRUCTION	Aluminum
HARDWARE	Stainless Steel
FINISH	Marine Grade Powder Coat
LED LIFETIME	L70; 70,000 Hours
WARRANTY*	5 Years

* Visit techlighting.com for specific warranty limitations and details.



LYFT 12
shown with
clear lens, bronze

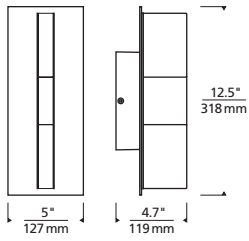


LYFT 12
shown with
clear lens, charcoal

ORDERING INFORMATION

7000WLYT	CRI/CCT	LENGTH	LENS	FINISH	VOLTAGE	DISTRIBUTION	OPTIONS
827	80 CRI, 2700K	12 12"	C CLEAR	B BLACK	UNV 120V-277V	S SYMMETRIC	NONE
830	80 CRI, 3000K			Z BRONZE			LF IN-LINE FUSE
840	80 CRI, 4000K			H CHARCOAL			SP SURGE PROTECTION
							LFSP IN-LINE FUSE & SURGE PROTECTION

LYFT 12 CLEAR WALL SCONCE



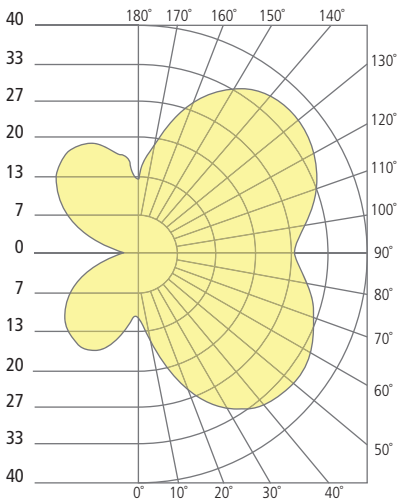
Lyft 12

PHOTOMETRICS*

*For latest photometrics, please visit www.techlighting.com/OUTDOOR

LYFT 12 CLEAR

Total Lumen Output: 215
 Total Power: 9.9
 Luminaire Efficacy: 21.5
 Color Temp: 3000K
 CRI: 80
 BUG Rating: B0-U3-G1



PROJECT INFO

FIXTURE TYPE & QUANTITY

JOB NAME & INFO

NOTES



GENERATION BRANDS
 7400 Linder Avenue, Skokie, Illinois 60077
 T 847.410.4400 F 847.410.4500



© 2016 Tech Lighting, L.L.C. All rights reserved. The "Tech Lighting" graphic is a registered trademark of Tech Lighting, L.L.C. Tech Lighting reserves the right to change specifications for product improvements without notification.

Combining modern geometric design with unique diffuser materials, the Lyft wall sconce features a solid, sand blasted acrylic diffuser that creates a wide dispersion of soft LED up and down light.

High quality LM80-tested LEDs

for consistent long-life performance and color

Outstanding protection against the elements:

- Marine-grade powder coat finishes
- Stainless Steel mounting hardware
- Impact-resistant, UV stabilized frosted acrylic lensing

SPECIFICATIONS

DELIVERED LUMENS	286.4
WATTS	9.8
VOLTAGE	Universal 120V-277V, with integral transient 2.5kV surge protection (driver)
DIMMING	0-10, ELV
LIGHT DISTRIBUTION	Symmetric
MOUNTING OPTIONS	Wall
PERFORMANCE OPTIONS	In-Line Fuse / Surge Protector
CCT	2700K, 3000K or 4000K
CRI	80
COLOR BINNING	3 Step
BUG RATING	B0-U3-G1
DARK SKY	Non-Compliant
WET LISTED	IP65
GENERAL LISTING	ETL
CALIFORNIA TITLE 24	Can be used to comply with CEC 2016 Title 24 Part 6 for outdoor use. Registration with CEC Appliance Database not required.
START TEMP	-30°C
FIELD SERVICEABLE LED	Yes
CONSTRUCTION	Aluminum
HARDWARE	Stainless Steel
FINISH	Marine Grade Powder Coat
LED LIFETIME	L70; 70,000 Hours
WARRANTY*	5 Years

* Visit techlighting.com for specific warranty limitations and details.



LYFT 12
shown with
diffuse lens, bronze

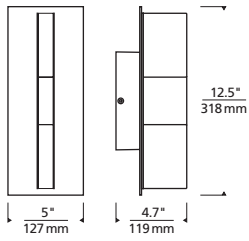


LYFT 12
shown with
diffuse lens, charcoal

ORDERING INFORMATION

7000WLYT	CRI/CCT	LENGTH	LENS	FINISH	VOLTAGE	DISTRIBUTION	OPTIONS
827	80 CRI, 2700K	12 12"	D DIFFUSE	B BLACK	UNV 120V-277V	S SYMMETRIC	NONE
830	80 CRI, 3000K			Z BRONZE			LF IN-LINE FUSE
840	80 CRI, 4000K			H CHARCOAL			SP SURGE PROTECTION
							LFSP IN-LINE FUSE & SURGE PROTECTION

LYFT 12 DIFFUSE WALL SCNCE



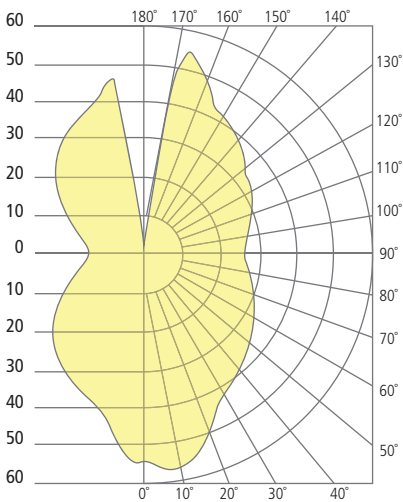
Lyft 12

PHOTOMETRICS*

*For latest photometrics, please visit www.techlighting.com/OUTDOOR

LYFT 12 DIFFUSE

Total Lumen Output: 286.4
 Total Power: 9.8
 Luminaire Efficacy: 29
 Color Temp: 3000K
 CRI: 80+
 BUG Rating: B0-U3-G1



PROJECT INFO

FIXTURE TYPE & QUANTITY

JOB NAME & INFO

NOTES



GENERATION BRANDS
 7400 Linder Avenue, Skokie, Illinois 60077
 T 847.410.4400 F 847.410.4500



© 2016 Tech Lighting, L.L.C. All rights reserved. The "Tech Lighting" graphic is a registered trademark of Tech Lighting, L.L.C. Tech Lighting reserves the right to change specifications for product improvements without notification.

DELIVERED LUMENS	Clear: 221 Metal: 282.1
WATTS	Clear: 9.9 Metal: 9.8
VOLTAGE	Universal 120V-277V, with integral transient 2.5kV surge protection (driver)
DIMMING	0-10, ELV
LIGHT DISTRIBUTION	Clear: Symmetric Metal: Symmetric
MOUNTING OPTIONS	Wall
PERFORMANCE OPTIONS	In-Line Fuse / Surge Protector
CCT	2700K, 3000K or 4000K
CRI	80+
COLOR BINNING	3 Step
BUG RATING	Clear: B0-U3-G1 Metal: B0-U3-G1
DARK SKY	Non-Compliant
WET LISTED	IP65
GENERAL LISTING	ETL
CALIFORNIA TITLE 24	Can be used to comply with CEC 2016 Title 24 Part 6 for outdoor use. Registration with CEC Appliance Database not required.
START TEMP	-30°C
FIELD SERVICEABLE LED	Yes
CONSTRUCTION	Aluminum
HARDWARE	Stainless Steel
FINISH	Marine Grade Powder Coat
LED LIFETIME	L70; 70,000 Hours
WARRANTY*	5 Years
WEIGHT	6.6 lbs.

* Visit techlighting.com for specific warranty limitations and details.