

Lightology

lightology.com
866-954-4489
04-25-26

Project: _____
 Company: _____
 Location: _____ Fixture Type: _____
 SPEC #: **LPA1050508**
 Approved On: _____ Approved By: _____

Queen Titania Pendant

By Luceplan



Description


The Queen Titania Pendant features an aluminum shell and steel bearing structure made up of a sequence of ribs which reflect the source of light. A pair of interchangeable filters allow the body of the lamp to change color without interfering with the emission of white light. Sold as a complete fixture (body, canopy and two filters in yellow, light blue, violet or pink). Counterweight suspension kit sold separately. UL listed.

Specifications

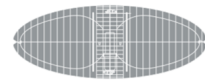
COLOR	Pink
BODY FINISH	Aluminum
WATTAGE	250W
DIMMER	Standard 120V
DIMENSIONS	55"L x 21.2"W x 6.3"H
BULB NOT INCLUDED	1 x T10/Medium (E26)/250W/120V Halogen
OTHER BULB OPTIONS	2 x T10/Medium (E26)/15W/120V LED 2 x A19/Medium (E26)/15W/120V LED
COUNTRY OF ORIGIN	Italy

Technical Information

PRODUCT DIMENSIONS Min / Max Overall Height: 18" / 176"

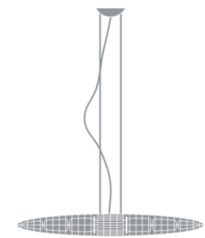


Shown in aluminum / pink



55"

21.2"



1.6' - 14.8'

6.3"



CLICK TO VIEW PRODUCT

Notes: