

Lightology

lightology.com
866-954-4489
08-18-25

Project: _____
Company: _____
Location: _____ Fixture Type: _____
SPEC #: **CLT106728**
Approved On: _____ Approved By: _____

Low Voltage 4IN SQ Adjustable Shower Trim - Discontinued

By Contrast Lighting



Description

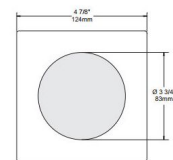
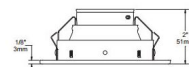

S2100 4 Inch Square Lensed Adjustable Trim is available in a powder coat painted or plated die-formed steel finish in White, Black, Gold Plated 24K, Chrome, Brushed Chrome, Architectural Bronze, Antique Copper, Matte White, Brushed Nickel, Satin Nickel, Metallic Grey or Antique Nickel. Frosted lens standard. Additional lens options include frosted with clear center lens (FC) or clear lens (C). Lamp options include 12 volt GU5.3 MR16 halogen up to 50 watts, 120 volt PAR16 LED up to 8 watts, 12 volt GU5.3 MR16 LED up to 11.5 watts, and 120 volt GU10 MR16 LED up to 9.8 watts. Use supplied glass lens only with MR16 lamps with no glass cover. See attached manufacturer spec for housing/trim combination options. See housing specification for dimmer information. UL listed. Suitable for wet locations. 1 year warranty. 4.25 inch ceiling cutout. 4.9 inch square x 2 inch height. 3.75 inch aperture. A complete fixture consists of a trim and housing, sold separately.

Specifications

REFLECTOR/BAFFLE COLOR	Frosted
BODY FINISH	Chrome
WATTAGE	50W
DIMMER	Dimmable
DIMENSIONS	4.9"W x 2"H
BULB NOT INCLUDED	1 x MR16/GU5.3 (bipin)/50W/12V Halogen
OTHER BULB OPTIONS	1 x MR16/GU5.3 (bipin)/12V LED 1 x MR16/GU10/120V Halogen 1 x MR16/GU10/120V LED 1 x PAR16/Medium (E26)/120V LED

Technical Information

APERTURE SIZE	4.000"
APERTURE SHAPE	Square
CEILING TYPE	Drywall with Trim
FUNCTION	Shower/Wet Location



Notes: