




BRAND

Contrast Lighting

DESCRIPTION

R2051 4 Inch Round Regressed Adjustable Trim with Square Opening is available in a powder coat painted or plated die-formed steel trim with finish in White, Black, 24K Gold, Chrome, Brushed Chrome, Architectural Bronze, Antique Copper, Matte White, Brushed Nickel, Satin Nickel, Antique Nickel or Metallic Grey. Painted black reflector standard. Matte White finish features a Matte White reflector. Other reflector options available upon request. See attached manufacturer specification for housing/trim combination options. Lamp options include 12 volt GU5.3 MR16 halogen 42-50 watts, 120 volt PAR16 LED up to 8 watts, 12 volt GU5.3 MR16 LED up to 11.5 watts, and 120 volt GU10 MR16 LED up to 9.8 watts. Wattage dependent on housing/trim combination. See housing for dimmer information. 4.9 inch diameter x 2 inch height. A complete fixture includes a housing and trim, sold separately.

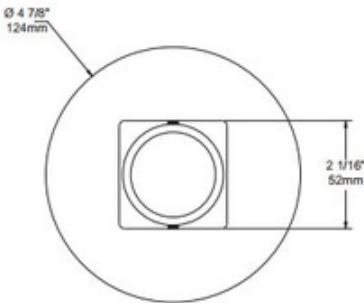
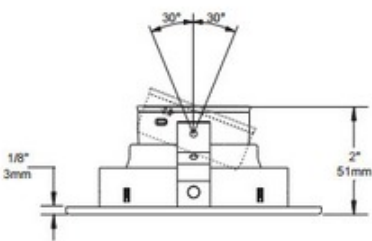


TRIM COLOR	N/A
BODY FINISH	Satin Nickel / Painted Black Reflector
WATTAGE	50W
DIMMER	Dimmable
DIMENSIONS	4.9"W x 2"H
BULB NOT INCLUDED	
LAMP	1 x MR16/GU5.3 (bipin)/50W/12V Halogen 1 x MR16/GU5.3 (bipin)/12V LED 1 x MR16/GU10/120V Halogen 1 x MR16/GU10/120V LED 1 x PAR16/Medium (E26)/120V LED

Technical Information

FUNCTION	Adjustable Accent
CEILING TYPE	Drywall with Trim
APERTURE SHAPE	Square
APERTURE SIZE	4.000"

SPEC #	CLT107063
--------	-----------



COMPANY	PROJECT	FIXTURE TYPE	APPROVED BY	DATE