

Lightology

lightology.com
866-954-4489
04-25-26

Project: _____

Company: _____

Location: _____ Fixture Type: _____

SPEC #: **RNH1376052**

Approved On: _____ Approved By: _____

Pith Wall Sconce

By Roll & Hill



Description


The Pith Wall Sconce casts warm, subtle light suitable for a wide variety of spaces. The integrated LED light source is obscured by the round disc shade, available in metal or terrazzo, to create an elegant halo of indirect light. Available with decorative brass toggle or thumb nut. Suitable for both indoor and outdoor use. ELV, TRIAC, or 0-10V dimmable at 120V; 0-10V dimmable at 277V.

Specifications

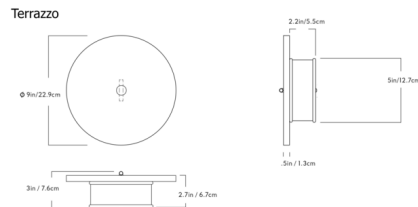
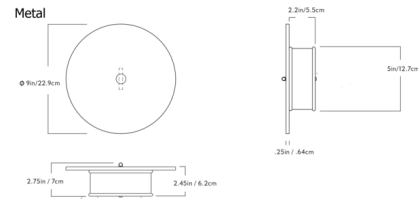
COLOR Brass
 BODY FINISH Burnt Siena
 WATTAGE 8W
 DIMMER Low Voltage Electronic
 DIMENSIONS 9"W x 9"H x 2.75"D
 INTEGRATED LED MODULE 1 x LED/8W/120-277V LED

Technical Information

PRODUCT DIMENSIONS Backplate: 5" diameter
 LAMP LIFE 50000 hours
 COLOR RENDERING 90 CRI
 LAMP COLOR 2700K
 LUMENS/WATT 43.75
 LUMINOUS FLUX 350 lumens



Shown in burnt siena / brass



CLICK TO VIEW PRODUCT

Notes: