

Lightology

lightology.com
866-954-4489
05-21-26

Project: _____
 Company: _____
 Location: _____ Fixture Type: _____
 SPEC #: **EDG1481219**
 Approved On: _____ Approved By: _____

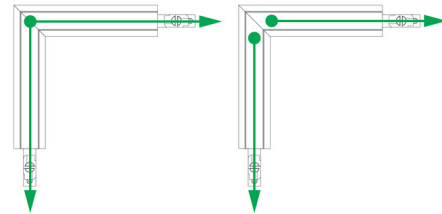
TS24M 2-Circuit Magnetic Track L Shape Power Feed

By PureEdge Lighting

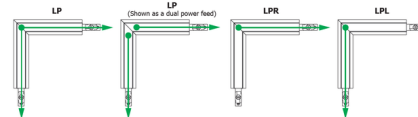
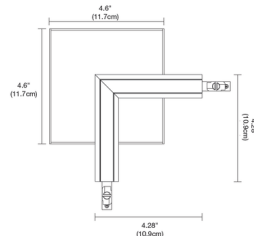


Description

The TS24M 2-Circuit Magnetic Track L Shape Power Feed joins two sections of track at 90 degrees. L-power feeds include channel starters, slot covers, two power feed adapters, canopy with octopus junction box attachment, and two channel connectors (conductive or non-conductive depending on ordering code. The LPL (left feed) and LPR (right feed) will have one conductive and one non-conductive channel connector. The LP (both directions) may be wired with two power supplies for each zone, or as a dual power feed with four power supplies for two zones in each direction.



Shown in white



Specifications

COLOR	N/A
BODY FINISH	White
WATTAGE	N/A
DIMMER	N/A
DIMENSIONS	4.6"W x 4.6"H
BULB	N/A



CLICK TO VIEW PRODUCT

Notes: